



倍仕得电气科技(杭州)股份有限公司
BEISIT ELECTRIC TECH (HANGZHOU) CO.,LTD.



Heavy-Duty Connectors 重载连接器

倍仕得园区鸟瞰图
Beisit factory Aeroview



做人, 把人品做好,
做企业, 把产品做好。

董事长: 李永乐

产品合集
Product Collection



品牌解析

Brand Definition

The logo for BEISIT, featuring the word "BEISIT" in a bold, italicized, sans-serif font. The letters "B", "E", and "S" are red, while "I", "I", and "T" are blue. A registered trademark symbol (®) is located at the end of the word.

"I" stands for "Integrity 诚信"

"I" stands for "International 国际"

"BEST": Best 最好

做诚信的国际企业，以更好的品质服务客户

Functions as an international company of high integrity whose mission is to provide customer with finest products and services

倍仕得

倍：即多，广聚英才；加倍，业精于勤；倍增，高效发展

pronounced as "bei", means "more", gathering more talents; mastery of work comes from more diligence; developing with high efficiency.

仕：人才，德才兼备；仕途，个人和企业前景光明

pronounced as "shi", means "talents", a person with ability and integrity; Both enterprise and individual should have a bright future, indicating the idea of people-oriented.

得：拥有，拥有更高价值

pronounced as "de", means "possess", to create and possess higher value.

广聚英才，共创美好未来

Gather a large number of talents, and create a glorious future

企业认证 Company Certifications



信息化系统

Informatization System



高效快捷的信息化系统
Efficient and fast Informatization system.



企业文化

Corporate Culture



倍仕得使命：为全球工业提供最可靠的连接器产品
Mission: To supply most reliable connectors for global industry.

客户价值观：敬畏客户；为客户创造独特价值的决心不动摇
Customer Value: Revere clients; Never waver in determination to create unique value for our clients.

品质价值观：品质如命，只有一次；做出100%合格产品的决心不动摇
Quality Value: Quality as life, only once. Never waver in determination to produce 100% qualified products.

A large, stylized image of the Earth from space, showing the Americas. Overlaid on the globe is a network of glowing blue and white lines and nodes, representing global connectivity and technology.

连接世界 · 连接未来



目录 Contents

产品介绍 Product introduction

- 01 重载连接器概述
> Heavy-Duty connectors introduction
- 02 产品型号描述说明
> Product model description
- 06 产品组合示例
> How to order connectors
- 07 电气参数及产品组合规则说明
> Electrical Parameters and Product Combination Possibilities
- 09 连接技术信息
> Connection Technology Information

接插芯件 Contact inserts

- 13 接插芯件-HA
> Contact inserts-HA
- 18 接插芯件-HE
> Contact inserts-HE
- 31 接插芯件-HEE
> Contact inserts-HEE
- 39 接插芯件-HEEE
> Contact inserts-HEEE
- 44 接插芯件-HD
> Contact inserts-HD
- 55 接插芯件-HDD
> Contact inserts-HDD
- 67 接插芯件-HSB
> Contact inserts-HSB
- 70 接插芯件- HK
> Contact inserts- HK
- 74 接插芯件- HQ
> Contact inserts- HQ
- 96 金属模块框架
> Metal module frame
- 99 金属模块框架 / 空置模块
> Metal module frame / Filling module
- 100 金属对接框架
> Metal docking frame
- 101 塑料浮动框架
> Plastic floating frame
- 103 冷压型模块- HCM
> Crimp Module- HCM
- 107 接插芯件- HM
> Contact inserts- HM

外壳 Housing

- 155 外壳
> Housings
- 156 外壳-3A
> Housings-3A
- 160 外壳-10A
> Housings-10A
- 162 外壳-16A
> Housings-16A
- 164 外壳32A
> Housings-32A
- 166 外壳-6B
> Housings-6B
- 170 外壳-10B
> Housings-10B
- 179 外壳-16B
> Housings-16B
- 188 外壳-24B
> Housings-24B
- 198 外壳-32B
> Housings-32B
- 202 外壳-48B
> Housings-48B
- 203 HC塑料外壳
> Plastic Hoods &Housings

工具 Tools

- 204 工具
> Tools

技术指导 Technical guidance

- 205 金属材料
> Metal Materials
- 206 塑料材料
> Plastic Materials
- 208 IP防护等级
> IP Protection Classification
- 209 IEC60664-1 技术信息
> IEC60664-1 Technical information
- 211 IEC60352-2 技术信息
> IEC60352-2 Technical information

BEISIT重载连接器 (HDC) 遵循 IEC 61984 电气安全规范设计和制造, 用于传输电源、信号和数据的快速可靠的连接, HDC 重载连接器具备很高的防护等级, 即使在最恶劣的环境条件下, 也能正常工作。适用于轨道交通、电力工程、智能制造等需要可靠、坚固和可插拔电气连接的任何地方。

BEISIT heavy-duty connectors (HDC) are designed and manufactured in accordance with IEC 61984 electrical safety specifications for fast and reliable connections that transmit power, signals and data, HDC have a high degree of protection, even in the harshest It can also work normally under ambient conditions. Suitable for rail transit, power engineering, smart manufacturing, etc. wherever reliable, robust and pluggable electrical connections are required.

产品范围覆盖了几乎所有适用类型的连接器并采用不同上壳和底座类型, 比如HA, HB系列的金属和塑料外壳, 不同大小和出线方向上壳, 开孔安装底座和表面安装底座, 即使在严苛的条件下, 连接器也可以安全地完成任任务。

The product range covers almost all applicable types of connectors and uses different hoods and housing types, such as metal and plastic hoods & housings of the HA, HB series, different cable directions, bulkhead mounted and surface mounted housings even in In harsh conditions, the connector can also safely complete the task.

我们能提供从HA (通用10A), HE (通用16A), HK(强弱电混装), HQ (电机/电源) 等主要产品系列。

插针数量: 1 到 400 + PE; 额定电压: 25 V 至 5000 V; 额定电流: 5 A 至 350 A; 连接类型主要有压接接线方式, 和现场装配的接线方式。

We can provide main product series from HA (general purpose 10A), HE (general purpose 16A), HK (high and low current mixed), HQ (motor/power supply). Number of pins: 1 to 400 + PE; Rated voltage: 25 V to 5000 V; Rated current: 5 A to 350 A;

The connection types mainly include crimping wiring and field assembly wiring.

使用连接器的优点 Advantages of using connectors

连接器使在现场安装机械设备的过程变得更加轻松。

Connectors make the process of installing mechanical equipment in the field easier.

在工厂车间/生产设施中预先安装组建, 缩短建设周期。

Pre-install components on the factory /production facility to shorten the construction period.

在出现故障时更快地拆卸和重新安装设备, 实现快速的机器设备/生产单元的更换和维修。

Faster removal and re-installation of equipment in the event of a failure, enabling rapid machine equipment/production cell replacement and repair.

提高机器和设施的安全性/为未经培训的电工人员也可以轻松操作。

Improve machine and facility safety/easy operation for untrained workers.

上壳 Hoods

HxxB P - SO - xP - Mxx

接口类型 Thread Type

M	M螺纹 Thread
PG	PG螺纹 Thread
B	波纹管 Bellows

扣合方式 Fastening Method

1L	1套铁镀锌锁扣 1 Locking levers Iron galvanized	2L	2套铁镀锌锁扣 2 Locking Levers Iron Galvanized
1LP	1套塑料锁扣 1 Locking levers Plastic	2LP	2套塑料锁扣 2 Locking Levers Plastic
1LS	1套不锈钢锁扣 1 Locking levers Stainless Steel	2LS	2套不锈钢锁扣 2 Locking Levers Stainless Steel
4P	2对压铸柱子 2 Pairs of Die-cast Columns	2P	1对压铸柱子 1 Pair of Die-cast Columns
4PR	2对铆压柱子 2 Pairs of Riveted Columns	2PR	1对铆压柱子 1 Pair of Riveted Columns
		2B	2个螺栓 2 Bolts
		2LB	2个长螺栓 2 Long Bolts

结构 Structure

CTC	线对线 Cable to Cable
CTCH	线对线高结构 Cable to Cable High Structure
SO	侧出线 Side Entry
SOH	侧出线高结构 Side Entry High Structure
TO	顶出线 Top Entry
TOH	顶出线高结构 Top Entry High Structure

特征符号 Characteristic Symbol

P	塑料 Plastic
E	EMC
M	恶劣环境 Harsh environment

系列号 Series No

HxxA	Size A系列 Series
HxxB	Size B系列 Series
HPRxxA	Size HPR A系列 Series
HPRxxB	Size HPR B系列 Series
HC	紧凑系列 Compact Series

模块插芯 Modules

HMxx - 40 - xxx - M - 1

序列号 Serial Number

类型 Type

M	螺钉插针插芯 Screw Insert for Male Contacts
F	螺钉插孔插芯 Screw Insert for Female Contacts
MC	冷压插针插芯 Crimp Insert for Male Contacts
FC	冷压插孔插芯 Crimp Insert for Female Contacts
MS	弹片插针插芯 Cage-Clamp Insert for Male Contacts
FS	弹片插孔插芯 Cage-Clamp cContact Insert for Female Contacts

PIN数 Pin Number

003	3PIN
004	4PIN
006	6PIN

电流 Current

空Blank	<40A
40	40A
70	70A
100	100A
200	200A
300	300A

系列号 Series No

下壳 Housings

HxxB P - SO - xL - xxx - Mxx

接口类型 Thread Type

- M M螺纹 Thread
- PG PG螺纹 Thread
- B 波纹管 Bellows

保护盖样式 Dust Cover Style

- PC 塑料盖 Plastic Cap
- PC2 塑料盖形式2 Plastic Cap
- PCG 塑料盖+密封圈 Plastic Cap,Gasket Ring
- MC 金属盖 Metal Cover
- MCG 金属盖+密封圈 Metal Cover,Gasket Ring

扣合方式 Fastening Method

- | | |
|--|--|
| 1L 1套铁镀锌锁扣 1 Locking levers Iron galvanized | 2L 2套铁镀锌锁扣 2 Locking Levers Iron Galvanized |
| 1LP 1套塑料锁扣 1 Locking levers Plastic | 2LP 2套塑料锁扣 2 Locking Levers Plastic |
| 1LS 1套不锈钢锁扣 1 Locking levers Stainless Steel | 2LS 2套不锈钢锁扣 2 Locking Levers Stainless Steel |
| 4P 2对压铸柱子 2 Pairs of Die-cast Columns | 2P 1对压铸柱子 1 Pair of Die-cast Columns |
| 4PR 2对铆压柱子 2 Pairs of Riveted Columns | 2PR 1对铆压柱子 1 Pair of Riveted Columns |
| | 2B 2个螺栓 2 Bolts |
| | 2LB 2个长螺栓 2 Long Bolts |

安装方式与结构 Structure

- OM 不封底 Open Mounted
- OMS 不封底侧方安装插芯 Open Mounted for Side installed inserts
- OMH 不封底高结构 Open Mounted ,High Structure
- SM 封底 Surface Mounted
- SMS 封底侧方安装插芯 Surface Mounted for Side installed inserts
- SMH 封底高结构 Surface Mounted, High Structure

特征符号 Characteristic Symbol

- P 塑料 Plastic
- E EMC
- M 恶劣环境 Harsh environment

系列号 Series No

- HxxA Size A系列 Series
- HxxB Size B系列 Series
- HPRxxA Size HPR A系列 Series
- HPRxxB Size HPR B系列 Series
- HC 紧凑系列 Compact Series

保护盖 Cover

HxxB - PC - xP - Nxx

附件 Accessories

- N 1根尼龙绳 Nylon Rope
- NT 1根尼龙绳+端子 Nylon Rope+Terminal
- NG 1根尼龙绳+密封圈 Nylon Rope+
- NTG 1根尼龙绳+端子+密封圈 Nylon Rope+Terminal
- M 1根金属绳 Metal Rope
- MT 1根金属绳+端子 Metal Rope+Terminal
- MG 1根金属绳+密封圈 Metal Rope+Seal
- MTG 1根金属绳+端子+密封圈 Metal Rope Terminal+Seal

扣合方式 Fastening Method

- | | |
|--|--|
| 1L 1套铁镀锌锁扣 1 Locking levers Iron galvanized | 2L 2套铁镀锌锁扣 2 Locking Levers Iron Galvanized |
| 1LP 1套塑料锁扣 1 Locking levers Plastic | 2LP 2套塑料锁扣 2 Locking Levers Plastic |
| 1LS 1套不锈钢锁扣 1 Locking levers Stainless Steel | 2LS 2套不锈钢锁扣 2 Locking Levers Stainless Steel |
| 4P 2对压铸柱子 2 Pairs of Die-cast Columns | 2P 1对压铸柱子 1 Pair of Die-cast Columns |
| 4PR 2对铆压柱子 2 Pairs of Riveted Columns | 2PR 1对铆压柱子 1 Pair of Riveted Columns |
| | 2B 2个螺栓 2 Bolts |
| | 2LB 2个长螺栓 2 Long Bolts |

保护盖 Protective Cover

- PC 塑料保护盖 Plastic Cover
- MC 金属保护盖 Metal Cover
- MMC 恶劣环境使用的金属保护盖 Protective cover

系列号 Series No

- HxxA Size A系列 Series
- HxxB Size B系列 Series
- HPRxxA Size HPR A系列 Series
- HPRxxB Size HPR B系列 Series
- HC 紧凑系列 Compact Series

常规插芯 Inserts

Hxxx - xxx - Mx

类型 Type

- M 螺钉插针插芯 Screw Insert for Male Contacts
- F 螺钉插孔插芯 Screw Insert for Female Contacts
- MC 冷压插针插芯 Crimp Insert for Male Contacts
- FC 冷压插孔插芯 Crimp Insert for Female Contacts
- MS 弹片插针插芯 Cage-Clamp Insert for Male Contacts
- FS 弹片插孔插芯 Cage-Clamp cContact Insert for Female Contacts

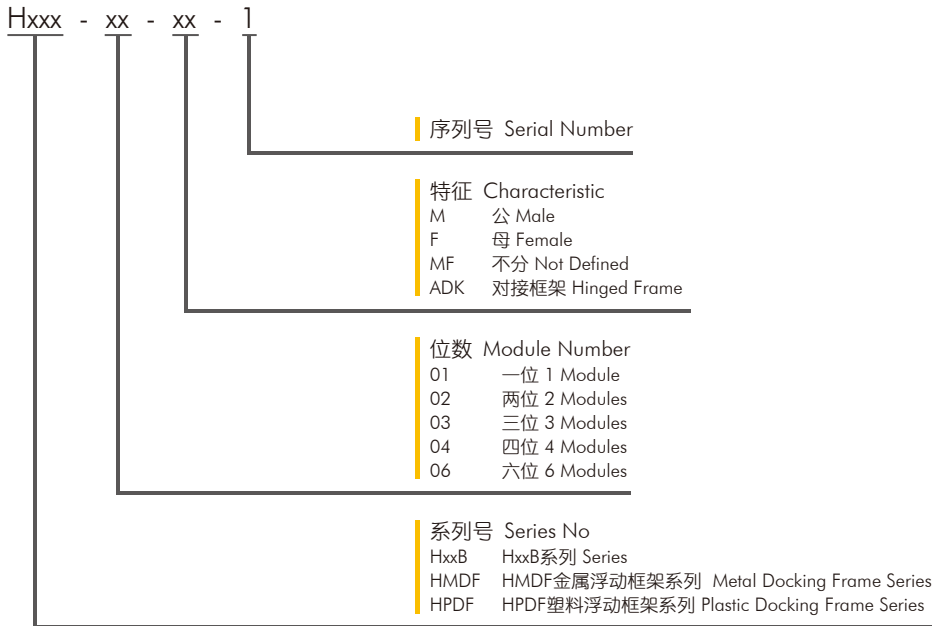
PIN数 Pin Number

- 003 3PIN
- 004 4PIN
- 006 6PIN

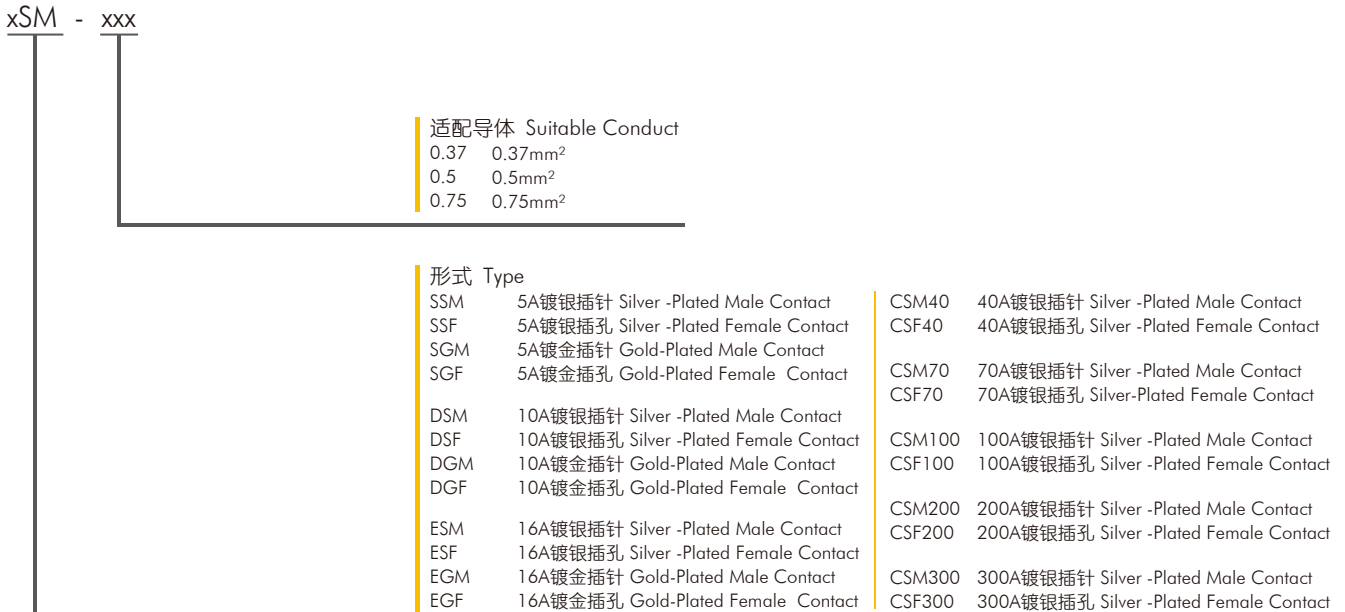
系列号 Series No

- HA HA系列 Series
- HE HE系列 Series
- HD HD系列 Series
- HQ HQ系列 Series
- HK HK系列 Series
- HSB HSB系列 Series

模块框架 Frame for Modules



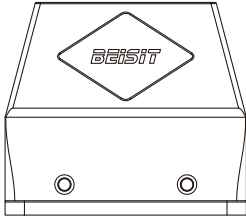
插针/插孔 Contacts





格兰头
Cable Gland

BEISIT提供各种材质与功能的格兰头。
BEISIT is a professional manufacturer in cable glands with various materials and functions.



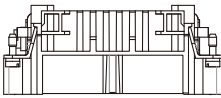
上壳体
Hood

根据不同空间选择高结构、低结构、侧出线、顶出线 and 相应的IP等级。
According to different spaces, you can choose:
1. low or high construction
2. top or side cable entry
3. IP protection



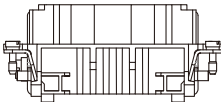
插针
Male contacts

根据不同性能选择镀金、镀银的表面处理方式。
Silver plated/gold plated.



公插芯
Male insert

根据不同接线要求选择螺钉、弹片、冷压接线方式。
According to wiring requirements, screw terminal or crimp terminal or cage-clamp terminal.



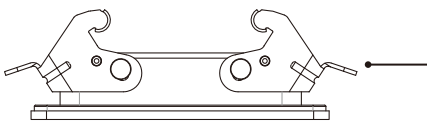
母插芯
Female insert

根据不同接线要求选择螺钉、弹片、冷压接线方式。
According to wiring requirements, screw terminal or crimp terminal or cage-clamp terminal.



插孔
Female Contacts

根据不同性能选择镀金、镀银的表面处理方式。
Silver plated/gold plated.



下壳体
Housings

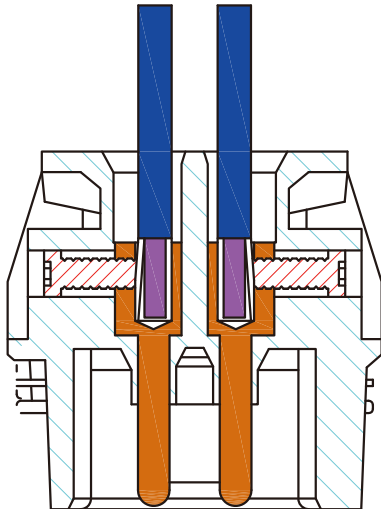
不封底下壳体适用于开孔安装。
封底下壳体适用于表面安装，同时使用BEISIT的格兰头时电缆可获得更好的保护效果。
Housing (bulkhead mounting).
Covered shell is suitable for surface installation, and the cable can be better protected when using BEISIT's cable gland.

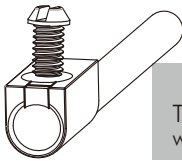
型号 Series	针数 Number of Contacts	额定电流 Rated Current	额定电压 Rated Voltage	接线方式 Wiring Method	适配接触件 Available Contacts	适配外壳 Suitable Housing & Hood sSeries
HA-003	3+PE	10A	250V	螺钉 Screws	/	H3A
HA-004	4+PE	10A	250V	螺钉 Screws	/	H3A
HA-010	10+PE	16A	250V	螺钉/冷压 Screws/Crimping/Cage Clamp	ESM/F EGM/F	H10A
HA-016	16+PE	16A	250V	螺钉/冷压 Screws/Crimping/Cage Clamp	ESM/F EGM/F	H16A
HA-032	32+PE	16A	250V	螺钉/冷压 Screws/Crimping/Cage Clamp	ESM/F EGM/F	H32A
HE-006	6+PE	16A	500V	螺钉/冷压/弹片 Screws/Crimping/Cage Clamp	ESM/F EGM/F	H6B
HE-010	10+PE	16A	500V	螺钉/冷压/弹片 Screws/Crimping/Cage Clamp	ESM/F EGM/F	H10B
HE-016	16+PE	16A	500V	螺钉/冷压/弹片 Screws/Crimping/Cage Clamp	ESM/F EGM/F	H16B
HE-024	24+PE	16A	500V	螺钉/冷压/弹片 Screws/Crimping/Cage Clamp	ESM/F EGM/F	H24B
HE-032	32+PE	16A	500V	螺钉/冷压/弹片 Screws/Crimping/Cage Clamp	ESM/F EGM/F	H32B
HE-048	48+PE	16A	500V	螺钉/冷压/弹片 Screws/Crimping/Cage Clamp	ESM/F EGM/F	H48B
HEE-010	10+PE	16A	500V	冷压 Crimping	ESM/F EGM/F	H6B
HEE-018	18+PE	16A	500V	冷压 Crimping	ESM/F EGM/F	H10B
HEE-032	32+PE	16A	500V	冷压 Crimping	ESM/F EGM/F	H16B
HEE-046	46+PE	16A	500V	冷压 Crimping	ESM/F EGM/F	H24B
HEE-064	64+PE	16A	500V	冷压 Crimping	ESM/F EGM/F	H32B
HEE-092	92+PE	16A	500V	冷压 Crimping	ESM/F EGM/F	H48B
HEEE-040	40+PE	16A	500V	冷压 Crimping	ESM/F EGM/F	H16B
HEEE-064	64+PE	16A	500V	冷压 Crimping	ESM/F EGM/F	H24B
HEEE-080	80+PE	16A	500V	冷压 Crimping	ESM/F EGM/F	H32B
HEEE-128	128+PE	16A	500V	冷压 Crimping	ESM/F EGM/F	H48B
HD-007	7+PE	10A	250V	冷压 Crimping	DSM/F DGM/F	H3A
HD-008	8	10A	-120~50V	冷压 Crimping	DSM/F DGM/F	H3A
HD-015	15+PE	10A	250V	冷压 Crimping	DSM/F DGM/F	H10A
HD-025	25+PE	10A	250V	冷压 Crimping	DSM/F DGM/F	H16A

型号 Series	针数 Number of Contacts	额定电流 Rated Current	额定电压 Rated Voltage	接线方式 Wiring Method	适配接触件 Available Contacts	适配外壳 Suitable Housing & Hood Series
HD-040	40+PE	10A	250V	冷压 Crimping	DSM/F DGM/F	H16B
HD-050	50+PE	10A	250V	冷压 Crimping	DSM/F DGM/F	H32A
HD-064	64+PE	10A	250V	冷压 Crimping	DSM/F DGM/F	H24B
HD-080	80+PE	10A	250V	冷压 Crimping	DSM/F DGM/F	H32B
HD-128	128+PE	10A	250V	冷压 Crimping	DSM/F DGM/F	H48B
HDD-024	24+PE	10A	250V	冷压 Crimping	DSM/F DGM/F	H6B
HDD-042	42+PE	10A	250V	冷压 Crimping	DSM/F DGM/F	H10B
HDD-072	72+PE	10A	250V	冷压 Crimping	DSM/F DGM/F	H16B
HDD-108	108+PE	10A	250V	冷压 Crimping	DSM/F DGM/F	H24B
HDD-144	144+PE	10A	250V	冷压 Crimping	DSM/F DGM/F	H32B
HDD-216	216+PE	10A	250V	冷压 Crimping	DSM/F DGM/F	H48B
HDDD-055	55+PE	10A	250V	冷压 Crimping	DSM/F DGM/F	H6B
HDDD-075	75+PE	10A	250V	冷压 Crimping	DSM/F DGM/F	H10B
HDDD-107	107+PE	10A	250V	冷压 Crimping	DSM/F DGM/F	H16B
HSB-006	6+PE	35A	690V	螺钉 Screws	/	H16B
HSB-012	12+PE	35A	690V	螺钉 Screws	/	H32B
HK-4/0	4+PE	80A	830V	螺钉 Screws	/	H16B
HK-4/2	4/2+PE	80/16A	830/400V	螺钉 Screws	/	H16B
HK-4/8	4/8+PE	80/16A	830/400V	螺钉 Screws	/	H24B
HQ-005	5+PE	16A	230/400V	冷压 Crimping	ESM/F EGM/F	H3A
HQ-007	7+PE	10A	400V	冷压 Crimping	DSM/F DGM/F	H3A
HQ-012	12+PE	10A	400V	冷压 Crimping	DSM/F DGM/F	H3A
HQ-008	8+PE	16A	500V	冷压 Crimping	ESM/F EGM/F	HC
HQ-004/2	4/2+PE	40/10A	400/690V	冷压 Crimping	CSM40/F CGM40/F DSM/F DGM/F	HC
HQ-021	21+PE	6.5A	50V	冷压 Crimping	SSM/F SGM/F	H3A

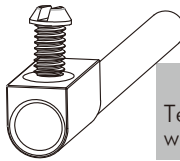
螺钉连接参数信息 Screws Connection Parameters

螺钉尺寸对应的参数 Parameters Corresponding to Screws Size





有压线保护
Terminals with wire protection

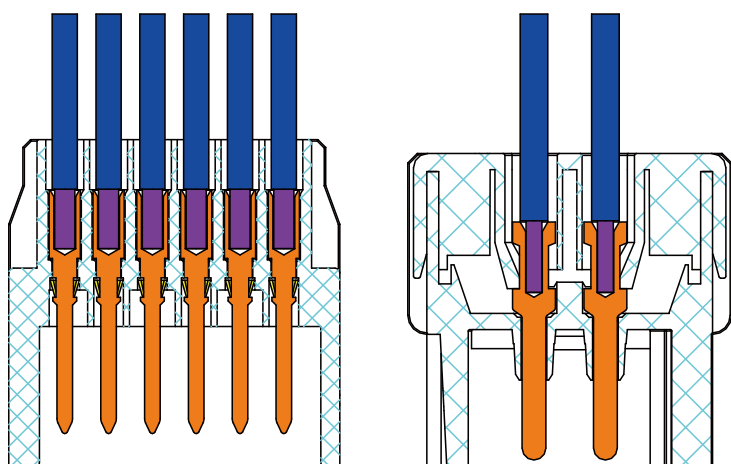


无压线保护
Terminals without wire protection

导线导体规格mm ² Wire Gauge	1.5	2.5	4	6	10	16
螺钉规格 Screws Thread	M3	M3	M3.5	M4	M4	M6
测试力矩 Test Torque (Nm)	0.5	0.5	0.8	1.2	1.2	1.2
最小拉脱力 Min. Pull-off force for Stranded Wire (N)	40	50	60	80	90	100

插芯 Inserts	电缆保护 Cable Protection		最小导线导体规格 Min. Wire Gauge		最大导线导体规格 Max. Wire Gauge		剥线长度 Stripping Length mm
	有 yes	无 no	mm ²	AWG	mm ²	AWG	
HA-003 HA-004	/	√	0.75	18	1.5	16	4.5
HA-010 HA-016 HA-032	/	√	0.75	18	2.5	14	7.5
HE-006 HE-010 HE-016 HE-024	√	/	0.75	18	2.5	14	7.5
HSB-006	√	/	1.5	16	6	10	11.5
HK-004 信号	/	√	0.5	20	2.5	14	7.5
HK-004 电力	/	√	1.5	16	16	6	14
HWK-006 信号	/	√	0.2	24	2.5	14	7.5
HWK-006 电力	/	√	1.5	16	16	6	14

冷压连接参数信息 Crimp Termination Connection Parameter

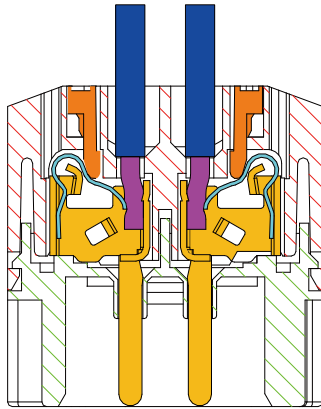


导线导体规格 Wire Gauge		16A冷压端子 Terminal ESM/F EGM/F			
mm ²	AWG	HA系列插芯 Inserts	HE系列插芯 Inserts	HEE系列插芯 Inserts	HQ系列插芯 Inserts
		剥线长度 Stripping length (mm)			
0.37	22	/	/	/	/
0.5	20	7.5	7.5	7.5	7.5
0.75	18	7.5	7.5	7.5	7.5
1.0	18	7.5	7.5	7.5	7.5
1.5	16	7.5	7.5	7.5	7.5
2.5	14	7.5	7.5	7.5	7.5
4.0	12	7.5	7.5	7.5	7.5

导线导体规格 Wire Gauge		10A冷压端子 Terminal DSM/F DGM/F		
mm ²	AWG	HD系列插芯 Inserts	HDD系列插芯 Inserts	HQ系列插芯 Inserts
		剥线长度 Stripping length (mm)		
0.37	22	/	/	/
0.5	20	8	8	8
0.75	18	8	8	8
1.0	18	8	8	8
1.5	16	8	8	8
2.5	14	8	8	8

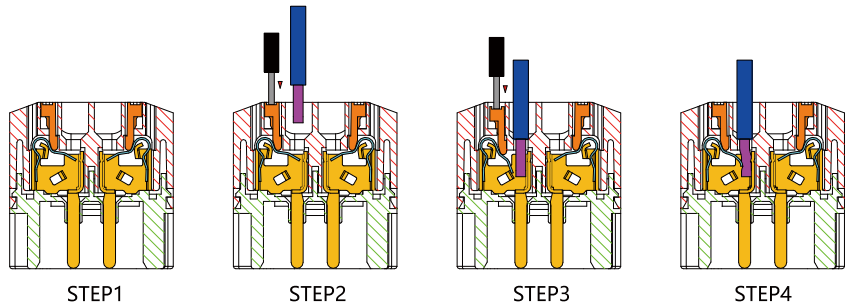
弹片连接参数信息 PUSH-IN Termination Connection and Parameter Information

弹片连接方法及对应的参数 Connection-mode and Parameter PUSH-IN terminal



弹片连接接线方法
PUSH-IN Termination Connection-mode

使用头部宽度小于3mm的螺丝刀 Use a screwdriver with a head width less than 3mm



插芯 Insert	导线导体规格 Wire Gauge		剥线长度 Stripping Length(mm)
	mm ²	AWG	
HE-006	0.14-2.5	26-14	7-9
HE-010	0.14-2.5	26-14	7-9
HE-016	0.14-2.5	26-14	7-9
HE-024	0.14-2.5	26-14	7-9



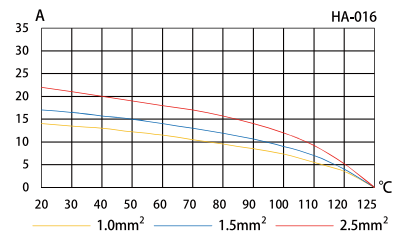
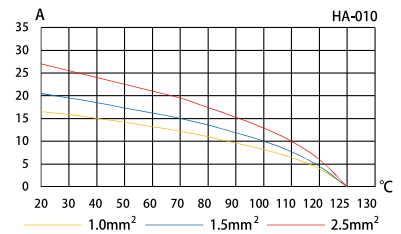
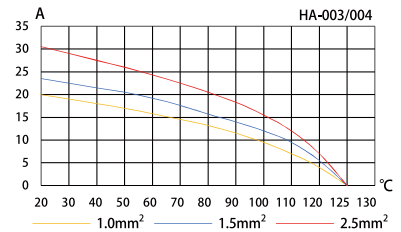
插芯 Inserts 可与框架及其他所有模块产品组合使用 Combination With Hinged Frame and Other Modules Possible.

技术参数 Technical Characteristics

规范	Specifications	DIN EN 60 664 / DIN EN 61 984
插芯	Inserts	
接插件针数	Number Of Contacts	3,4,10,16,32(2x16)+PE
HA-003/004额定电流 (见负载图)	HA-003/004 Rated Current (See Current Carrying Capacity)	10A
HA-010/016 污染等级2时	Pollution Degree 2	16A 230/400V 4KV
HA-010/016 额定电流 (见负载图)	HA-010/016 Rated Current (See Current Carrying Capacity)	16A
额定电压	Rated Voltage	250V
额定脉冲电压	Rated Impulse Voltage	4KV
污染程度	Pollution Degree	3
绝缘电阻	Insulation Resistance	$\geq 10^{10}\Omega$
材料	Material	聚碳酸酯 Polycarbonate
工作温度范围	Limiting Temperatures	-40°C...+125°C
依据UL 94的阻燃等级	Flammability Acc. To UL 94	V0
据UL/CUL额定电压	Rated Voltage Acc.To UL/CUL	600V
可拔插次数	Mating Cycles	≥ 500
插针	Contacts	
材料	Material	铜合金 Copper Alloy
表面处理	Surface	镀银/镀金 Hard Silver-Plated Hard Gold-Plated
接触电阻	Contact Resistance	$\leq 1m\Omega$ or $3m\Omega$
螺钉连接	Screw Termination	
导线规格	Wire Gauge	0.75-1.5mm ² AWG 18-16(HA-003/004) 0.75-2.5mm ² AWG 18-14(HA-010/016)
拧紧力矩	Tightening Torque	0.25N.m(HA-003/004) or 0.5N.m(HA-010/016)
冷压连接	Crimp Termination	
导线规格	Wire Gauge	0.14-4.0mm ² AWG 26-12

电流负载能力 Current Carrying Capacity

电流负载能力所受的限制主要来自包含接插针的接插体可承受的最大温度。
测试和控制过程依据 IEC 60512-3。
The current carrying is limited by maximum temperature of materials for Inserts and contacts including terminals.
Measuring and testing techniques according to IEC 60512-3.



→ HA-3/4+

230/400V/10A Size 3A 3/4+

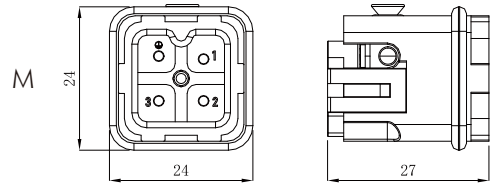
匹配 H3A 外壳系列, 参见P155-159 For H3A,Hood/Housing Please Refer Page No. P155-159

Identification	Product Model	Order No.	Dimensions mm
----------------	---------------	-----------	---------------

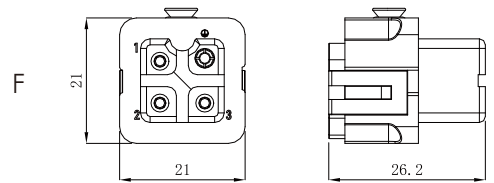
螺钉连接 / Screw Termination



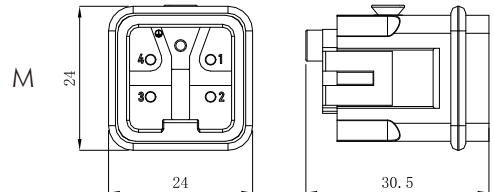
HA-003-M 1 007 03 000001



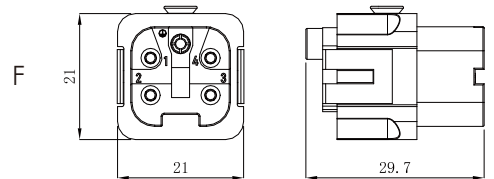
HA-003-F 1 007 03 000002



HA-004-M 1 007 03 000003



HA-004-F 1 007 03 000004



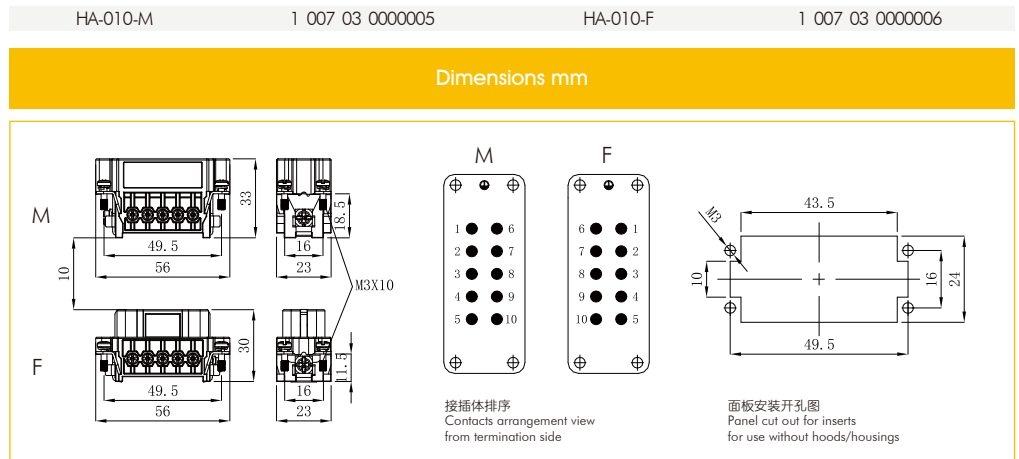
→ HA-10+ ⊕

250V/16A Size 10A 10+ ⊕

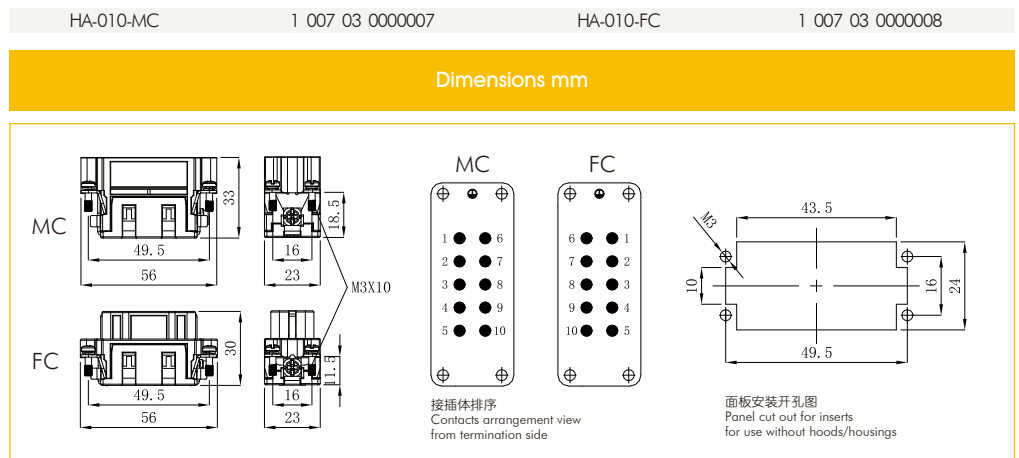
匹配 H10A 外壳系列, 参见P160-161 For H10A, Hood/Housing Please Refer Page No. P160-161

Identification	Product Model	Order No.	Product Model	Order No.
----------------	---------------	-----------	---------------	-----------

螺钉连接 / Screw Termination



冷压连接 / Crimp Termination

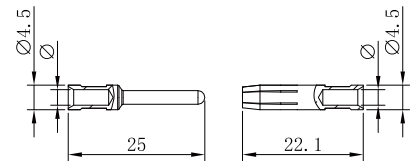


16A冷压针孔 / 16A Crimp Contacts

镀银 Silver Plated



Inserts	Product Model	Order No.	Inserts	Product Model	Order No.
Male	ESM-0.37	1 007 06 0000021	Female	ESF-0.37	1 007 07 0000021
	ESM-0.5	1 007 06 0000022		ESF-0.5	1 007 07 0000022
	ESM-0.75	1 007 06 0000023		ESF-0.75	1 007 07 0000023
	ESM-1.0	1 007 06 0000024		ESF-1.0	1 007 07 0000024
	ESM-1.5	1 007 06 0000025		ESF-1.5	1 007 07 0000025
	ESM-2.5	1 007 06 0000026		ESF-2.5	1 007 07 0000026
	ESM-4.0	1 007 06 0000027		ESF-4.0	1 007 07 0000027



Marking	Wire gauge	Stripping length
no groove	0.14-0.37 mm ²	AWG 26-22
no groove	0.5 mm ²	AWG 20
1 no groove	0.75 mm ²	AWG 18
1 no groove	1 mm ²	AWG 18
2 no grooves	1.5 mm ²	AWG 16
3 no grooves	2.5 mm ²	AWG 14
wide groove	3 mm ²	AWG 12
no groove	4 mm ²	AWG 12

镀金 Gold Plated



Inserts	Product Model	Order No.	Inserts	Product Model	Order No.
Male	EGM-0.37	1 007 06 0000028	Female	EGF-0.37	1 007 07 0000028
	EGM-0.5	1 007 06 0000029		EGF-0.5	1 007 07 0000029
	EGM-0.75	1 007 06 0000030		EGF-0.75	1 007 07 0000030
	EGM-1.0	1 007 06 0000031		EGF-1.0	1 007 07 0000031
	EGM-1.5	1 007 06 0000032		EGF-1.5	1 007 07 0000032
	EGM-2.5	1 007 06 0000033		EGF-2.5	1 007 07 0000033
	EGM-4.0	1 007 06 0000034		EGF-4.0	1 007 07 0000034

→ HA-16+ ⊕

250V/16A Size 16A 16+ ⊕

匹配 H16A 外壳系列, 参见P162-163 For H16A, Hood/Housing Please Refer Page No. P162-163

Identification	Product Model	Order No.	Product Model	Order No.
----------------	---------------	-----------	---------------	-----------

螺钉连接 / Screw Termination



Product Model	Order No.	Product Model	Order No.
HA-016-M	1 007 03 000009	HA-016-F	1 007 03 000010

Dimensions mm

接插体排序
Contacts arrangement view from termination side

面板安装开孔图
Panel cut out for inserts for use without hoods/housings

冷压连接 / Crimp Termination



Product Model	Order No.	Product Model	Order No.
HA-016-MC	1 007 03 000011	HA-016-FC	1 007 03 000012

Dimensions mm

接插体排序
Contacts arrangement view from termination side

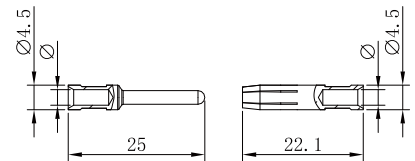
面板安装开孔图
Panel cut out for inserts for use without hoods/housings

16A冷压针孔 / 16A Crimp Contacts

镀银 Silver Plated



Inserts	Product Model	Order No.	Inserts	Product Model	Order No.
Male	ESM-0.37	1 007 06 0000021	Female	ESF-0.37	1 007 07 0000021
	ESM-0.5	1 007 06 0000022		ESF-0.5	1 007 07 0000022
	ESM-0.75	1 007 06 0000023		ESF-0.75	1 007 07 0000023
	ESM-1.0	1 007 06 0000024		ESF-1.0	1 007 07 0000024
	ESM-1.5	1 007 06 0000025		ESF-1.5	1 007 07 0000025
	ESM-2.5	1 007 06 0000026		ESF-2.5	1 007 07 0000026
	ESM-4.0	1 007 06 0000027		ESF-4.0	1 007 07 0000027



Marking	Wire gauge	Stripping length
no groove	0.14-0.37 mm ²	AWG 26-22
no groove	0.5 mm ²	AWG 20
1 no groove	0.75 mm ²	AWG 18
1 no groove	1 mm ²	AWG 18
2 no grooves	1.5 mm ²	AWG 16
3 no grooves	2.5 mm ²	AWG 14
wide groove	3 mm ²	AWG 12
no groove	4 mm ²	AWG 12

镀金 Gold Plated



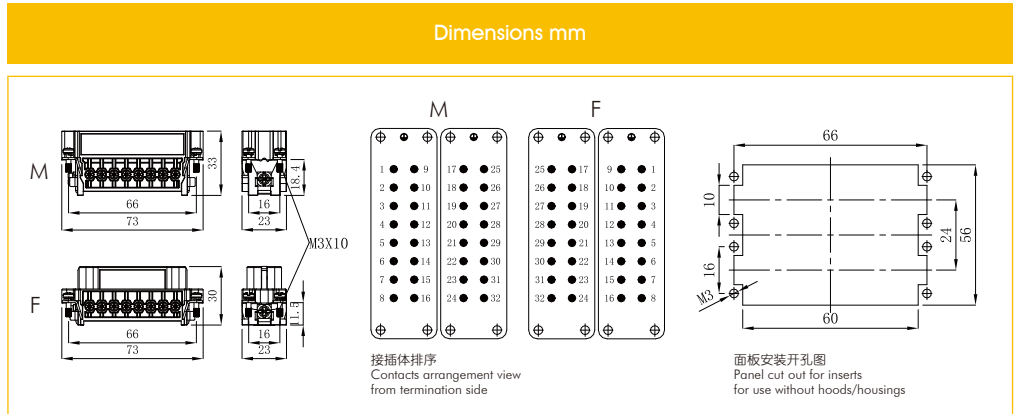
Inserts	Product Model	Order No.	Inserts	Product Model	Order No.
Male	EGM-0.37	1 007 06 0000028	Female	EGF-0.37	1 007 07 0000028
	EGM-0.5	1 007 06 0000029		EGF-0.5	1 007 07 0000029
	EGM-0.75	1 007 06 0000030		EGF-0.75	1 007 07 0000030
	EGM-1.0	1 007 06 0000031		EGF-1.0	1 007 07 0000031
	EGM-1.5	1 007 06 0000032		EGF-1.5	1 007 07 0000032
	EGM-2.5	1 007 06 0000033		EGF-2.5	1 007 07 0000033
	EGM-4.0	1 007 06 0000034		EGF-4.0	1 007 07 0000034

→ HA-32+ ⊕

250V/16A Size 32A 32+ ⊕

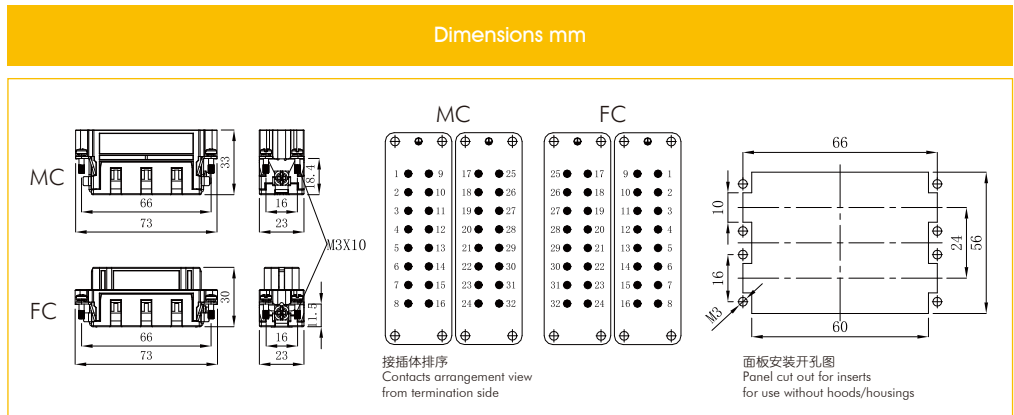
匹配 H32A 外壳系列, 参见P164-165 For H32A, Hood/Housing Please Refer Page No. P164-165

Identification	Product Model	Order No.	Product Model	Order No.
螺钉连接 / Screw Termination	HA-016-M	1 007 03 000009	HA-016-F	1 007 03 000010
	HA-032-M(17-32)	1 007 03 000013	HA-032-F(17-32)	1 007 03 000014



冷压连接 / Crimp Termination

HA-016-MC	1 007 03 000011	HA-016-FC	1 007 03 000012
HA-032-MC(17-32)	1 007 03 000015	HA-032-FC(17-32)	1 007 03 000016

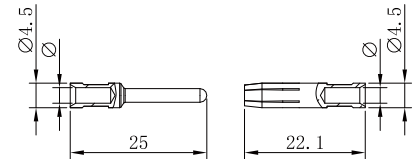


16A冷压针孔 / 16A Crimp Contacts

镀银 Silver Plated



Inserts	Product Model	Order No.	Inserts	Product Model	Order No.
Male	ESM-0.37	1 007 06 0000021	Female	ESF-0.37	1 007 07 0000021
	ESM-0.5	1 007 06 0000022		ESF-0.5	1 007 07 0000022
	ESM-0.75	1 007 06 0000023		ESF-0.75	1 007 07 0000023
	ESM-1.0	1 007 06 0000024		ESF-1.0	1 007 07 0000024
	ESM-1.5	1 007 06 0000025		ESF-1.5	1 007 07 0000025
	ESM-2.5	1 007 06 0000026		ESF-2.5	1 007 07 0000026
	ESM-4.0	1 007 06 0000027		ESF-4.0	1 007 07 0000027



Marking	Wire gauge	Stripping length
no groove	0.14-0.37 mm ²	AWG 26-22
no groove	0.5 mm ²	AWG 20
1 no groove	0.75 mm ²	AWG 18
1 no groove	1 mm ²	AWG 18
2 no grooves	1.5 mm ²	AWG 16
3 no grooves	2.5 mm ²	AWG 14
wide groove	3 mm ²	AWG 12
no groove	4 mm ²	AWG 12

镀金 Gold Plated



Inserts	Product Model	Order No.	Inserts	Product Model	Order No.
Male	EGM-0.37	1 007 06 0000028	Female	EGF-0.37	1 007 07 0000028
	EGM-0.5	1 007 06 0000029		EGF-0.5	1 007 07 0000029
	EGM-0.75	1 007 06 0000030		EGF-0.75	1 007 07 0000030
	EGM-1.0	1 007 06 0000031		EGF-1.0	1 007 07 0000031
	EGM-1.5	1 007 06 0000032		EGF-1.5	1 007 07 0000032
	EGM-2.5	1 007 06 0000033		EGF-2.5	1 007 07 0000033
	EGM-4.0	1 007 06 0000034		EGF-4.0	1 007 07 0000034

插芯 Inserts 可与框架及其他所有模块产品组合使用 Combination With Hinged Frame and Other Modules Possible.

技术参数 Technical Characteristics

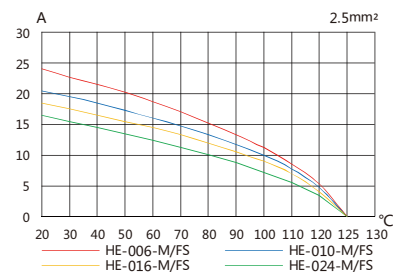
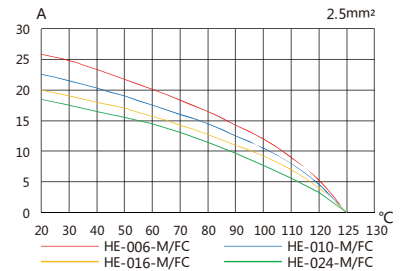
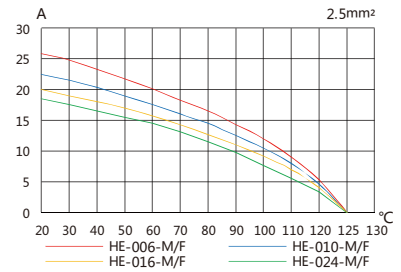
规范	Specifications	DIN EN 60 664 / DIN EN 61 984
插芯	Inserts	
接插件针数	Number Of Contacts	6,10,16,24,32(2x16),48(2x24)+PE
额定电流 (见负载图)	Rated Current (See Current Carrying Capacity)	16A
额定电压	Rated Voltage	500V
额定脉冲电压	Rated Impulse Voltage	6KV
污染程度	Pollution Degree	3
绝缘电阻	Insulation Resistance	$\geq 10^{10}\Omega$
材料	Material	聚碳酸酯 Polycarbonate
工作温度范围	Limiting Temperatures	-40°C...+125°C
依据UL 94的阻燃等级	Flammability Acc. To UL 94	V0
据UL/CUL额定电压	Rated Voltage Acc.To UL/CUL	600V
可拔插次数	Mating Cycles	≥ 500
插针	Contacts	
材料	Material	铜合金 Copper Alloy
表面处理	Surface	镀银/镀金 Hard Silver-Plated Hard Gold-Plated
接触电阻	Contact Resistance	$\leq 1m\Omega$
螺钉连接	Screw Termination	
导线规格	Wire Gauge	1.0-2.5mm ² AWG 18-14
螺钉拧紧力矩	Screw Terminal Tightening	0.5N.m
剥线长度	Stripping length	7.0mm
冷压连接	Crimp Termination	
导线规格	Wire Gauge	0.14-4.0mm ² AWG 26-12
剥线长度	Stripping length	7.0mm
弹片连接	Spring Termination	
导线规格	Wire Gauge	0.14-2.5mm ² AWG 26-14
剥线长度	Stripping length	7-9mm

电流负载能力 Current Carrying Capacity

电流负载能力所受的限制主要来自包含接插针的接插体可承受的最大温度。

测试和控制过程依据 IEC 60512-3。

The current carrying is limited by maximum temperature of materials for Inserts and contacts including terminals. Measuring and testing techniques according to IEC 60512-3.



→ HE-6+ ⊕

500V/16A Size 6B 6+ ⊕

匹配 H6B 外壳系列,参见P166-169 For H6B,Hood/Housing Please Refer Page No. P166-169

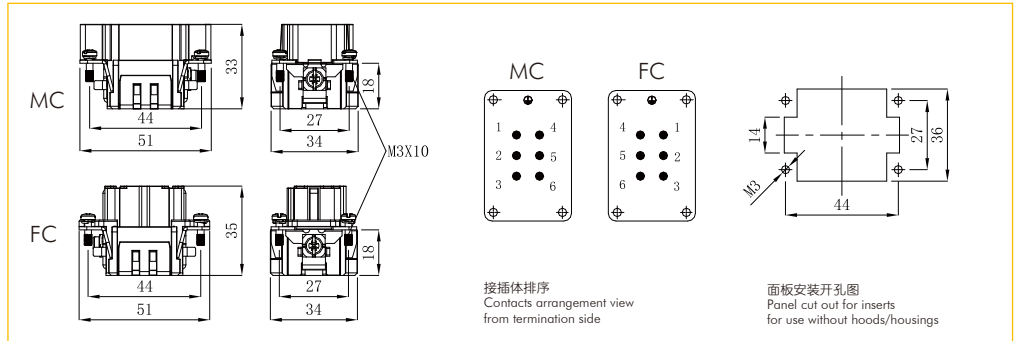
Identification	Product Model	Order No.	Product Model	Order No.
----------------	---------------	-----------	---------------	-----------

冷压连接 / Crimp Termination

HE-006-MC	1 007 03 000017	HE-006-FC	1 007 03 000018
-----------	-----------------	-----------	-----------------



Dimensions mm

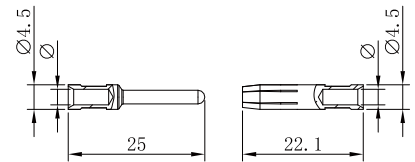


16A冷压针孔 / 16A Crimp Contacts

镀银 Silver Plated



Inserts	Product Model	Order No.	Inserts	Product Model	Order No.
Male	ESM-0.37	1 007 06 000021	Female	ESF-0.37	1 007 07 000021
	ESM-0.5	1 007 06 000022		ESF-0.5	1 007 07 000022
	ESM-0.75	1 007 06 000023		ESF-0.75	1 007 07 000023
	ESM-1.0	1 007 06 000024		ESF-1.0	1 007 07 000024
	ESM-1.5	1 007 06 000025		ESF-1.5	1 007 07 000025
	ESM-2.5	1 007 06 000026		ESF-2.5	1 007 07 000026
	ESM-4.0	1 007 06 000027		ESF-4.0	1 007 07 000027



镀金 Gold Plated



Inserts	Product Model	Order No.	Inserts	Product Model	Order No.
Male	EGM-0.37	1 007 06 000028	Female	EGF-0.37	1 007 07 000028
	EGM-0.5	1 007 06 000029		EGF-0.5	1 007 07 000029
	EGM-0.75	1 007 06 000030		EGF-0.75	1 007 07 000030
	EGM-1.0	1 007 06 000031		EGF-1.0	1 007 07 000031
	EGM-1.5	1 007 06 000032		EGF-1.5	1 007 07 000032
	EGM-2.5	1 007 06 000033		EGF-2.5	1 007 07 000033
	EGM-4.0	1 007 06 000034		EGF-4.0	1 007 07 000034

Marking	Wire gauge	Stripping length	
no groove	0.14-0.37 mm ²	AWG 26-22	7.5 mm
no groove	0.5 mm ²	AWG 20	7.5 mm
1 no groove	0.75 mm ²	AWG 18	7.5 mm
1 no groove	1 mm ²	AWG 18	7.5 mm
2 no grooves	1.5 mm ²	AWG 16	7.5 mm
3 no grooves	2.5 mm ²	AWG 14	7.5 mm
wide groove	3 mm ²	AWG 12	7.5 mm
no groove	4 mm ²	AWG 12	7.5 mm

→ HE-6+

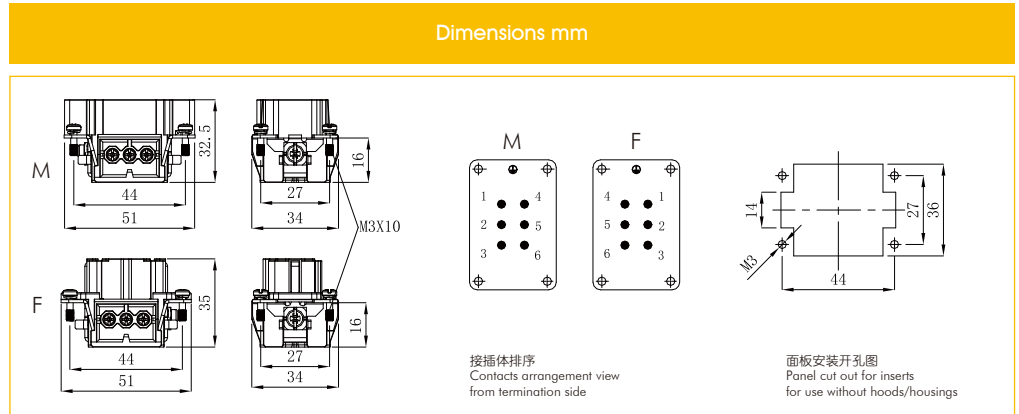
500V/16A Size 6B 6+

匹配 H6B 外壳系列,参见P166-169 For H6B,Hood/Housing Please Refer Page No. P166-169

Identification	Product Model	Order No.	Product Model	Order No.
----------------	---------------	-----------	---------------	-----------

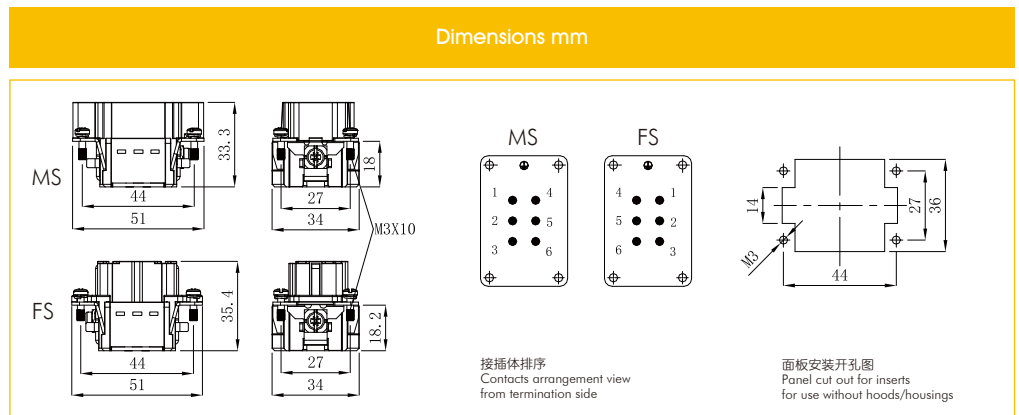
螺钉连接 / Screw Termination

HE-006-M	1 007 03 000019	HE-006-F	1 007 03 000020
----------	-----------------	----------	-----------------



弹片连接 / Spring Termination

HE-006-MS	1 007 03 000021	HE-006-FS	1 007 03 000022
-----------	-----------------	-----------	-----------------



→ HE-10+ ⊕

500V/16A Size 10B 10+ ⊕

匹配 H10B 外壳系列,参见P170-178 For H10B,Hood/Housing Please Refer Page No. P170-178

Identification	Product Model	Order No.	Product Model	Order No.
----------------	---------------	-----------	---------------	-----------

冷压连接 / Crimp Termination

HE-010-MC	1 007 03 000023	HE-010-FC	1 007 03 000024
-----------	-----------------	-----------	-----------------



Dimensions mm

接插体排序
Contacts arrangement view from termination side

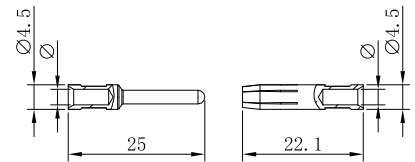
面板安装开孔图
Panel cut out for inserts for use without hoods/housings

16A冷压针孔 / 16A Crimp Contacts

镀银 Silver Plated



Inserts	Product Model	Order No.	Inserts	Product Model	Order No.
Male	ESM-0.37	1 007 06 000021	Female	ESF-0.37	1 007 07 000021
	ESM-0.5	1 007 06 000022		ESF-0.5	1 007 07 000022
	ESM-0.75	1 007 06 000023		ESF-0.75	1 007 07 000023
	ESM-1.0	1 007 06 000024		ESF-1.0	1 007 07 000024
	ESM-1.5	1 007 06 000025		ESF-1.5	1 007 07 000025
	ESM-2.5	1 007 06 000026		ESF-2.5	1 007 07 000026
	ESM-4.0	1 007 06 000027		ESF-4.0	1 007 07 000027



镀金 Gold Plated



Inserts	Product Model	Order No.	Inserts	Product Model	Order No.
Male	EGM-0.37	1 007 06 000028	Female	EGF-0.37	1 007 07 000028
	EGM-0.5	1 007 06 000029		EGF-0.5	1 007 07 000029
	EGM-0.75	1 007 06 000030		EGF-0.75	1 007 07 000030
	EGM-1.0	1 007 06 000031		EGF-1.0	1 007 07 000031
	EGM-1.5	1 007 06 000032		EGF-1.5	1 007 07 000032
	EGM-2.5	1 007 06 000033		EGF-2.5	1 007 07 000033
	EGM-4.0	1 007 06 000034		EGF-4.0	1 007 07 000034

Marking	Wire gauge	Stripping length	
no groove	0.14-0.37 mm ²	AWG 26-22	7.5 mm
no groove	0.5 mm ²	AWG 20	7.5 mm
1 no groove	0.75 mm ²	AWG 18	7.5 mm
1 no groove	1 mm ²	AWG 18	7.5 mm
2 no grooves	1.5 mm ²	AWG 16	7.5 mm
3 no grooves	2.5 mm ²	AWG 14	7.5 mm
wide groove	3 mm ²	AWG 12	7.5 mm
no groove	4 mm ²	AWG 12	7.5 mm

→ HE-10+

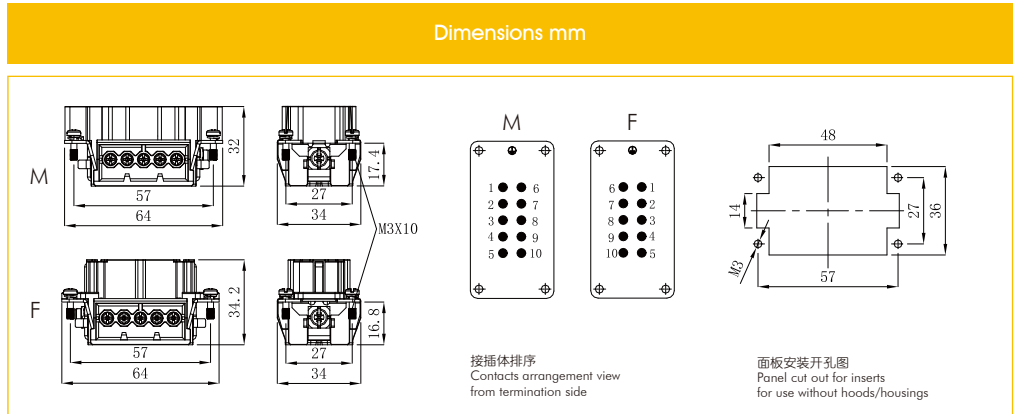
500V/16A Size 10B 10+

匹配 H10B 外壳系列,参见P170-178 For H10B,Hood/Housing Please Refer Page No. P170-178

Identification	Product Model	Order No.	Product Model	Order No.
----------------	---------------	-----------	---------------	-----------

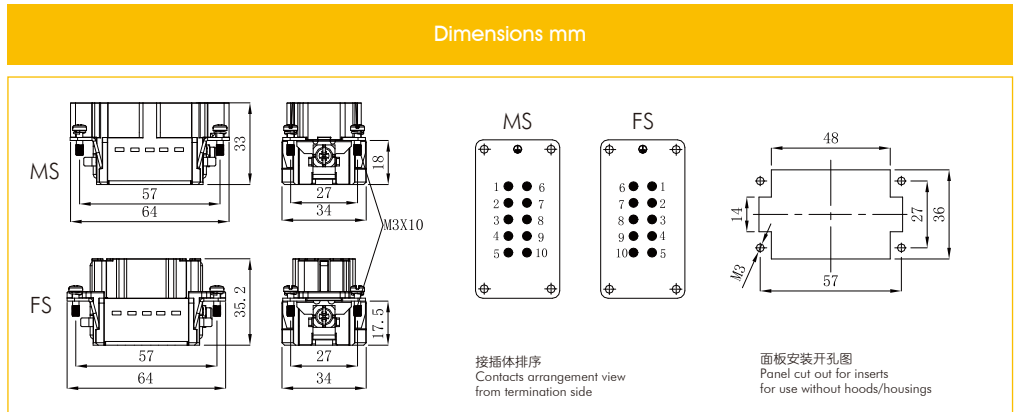
螺钉连接 / Screw Termination

HE-010-M	1 007 03 000025	HE-010-F	1 007 03 000026
----------	-----------------	----------	-----------------



弹片连接 / Spring Termination

HE-010-MS	1 007 03 000027	HE-010-FS	1 007 03 000028
-----------	-----------------	-----------	-----------------



→ HE-16+ ⊕

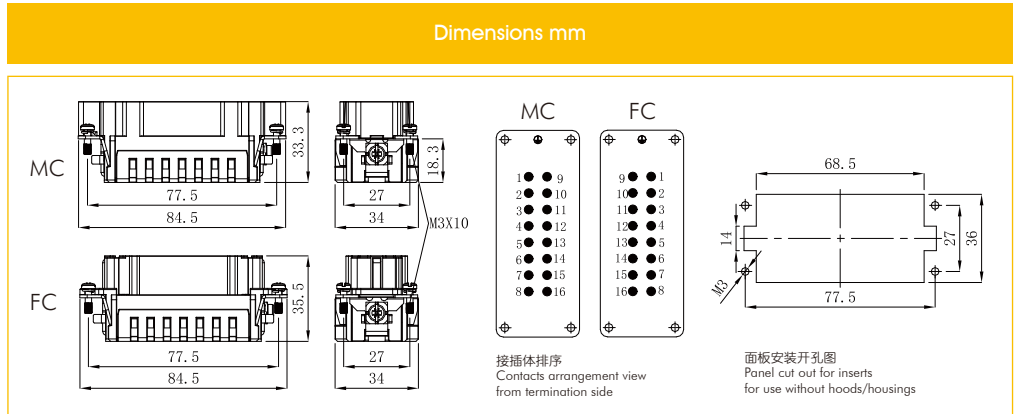
500V/16A Size 16B 16+ ⊕

匹配 H16B 外壳系列, 参见P179-187 For H16B, Hood/Housing Please Refer Page No. P179-187

Identification	Product Model	Order No.	Product Model	Order No.
----------------	---------------	-----------	---------------	-----------

冷压连接 / Crimp Termination

HE-016-MC	1 007 03 000029	HE-016-FC	1 007 03 000030
-----------	-----------------	-----------	-----------------

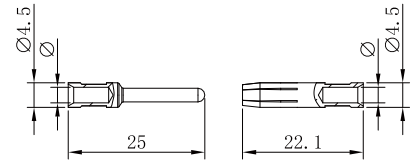


16A冷压针孔 / 16A Crimp Contacts

镀银 Silver Plated



Inserts	Product Model	Order No.	Inserts	Product Model	Order No.
Male	ESM-0.37	1 007 06 000021	Female	ESF-0.37	1 007 07 000021
	ESM-0.5	1 007 06 000022		ESF-0.5	1 007 07 000022
	ESM-0.75	1 007 06 000023		ESF-0.75	1 007 07 000023
	ESM-1.0	1 007 06 000024		ESF-1.0	1 007 07 000024
	ESM-1.5	1 007 06 000025		ESF-1.5	1 007 07 000025
	ESM-2.5	1 007 06 000026		ESF-2.5	1 007 07 000026
	ESM-4.0	1 007 06 000027		ESF-4.0	1 007 07 000027



镀金 Gold Plated



Inserts	Product Model	Order No.	Inserts	Product Model	Order No.
Male	EGM-0.37	1 007 06 000028	Female	EGF-0.37	1 007 07 000028
	EGM-0.5	1 007 06 000029		EGF-0.5	1 007 07 000029
	EGM-0.75	1 007 06 000030		EGF-0.75	1 007 07 000030
	EGM-1.0	1 007 06 000031		EGF-1.0	1 007 07 000031
	EGM-1.5	1 007 06 000032		EGF-1.5	1 007 07 000032
	EGM-2.5	1 007 06 000033		EGF-2.5	1 007 07 000033
	EGM-4.0	1 007 06 000034		EGF-4.0	1 007 07 000034

Marking	Wire gauge	Stripping length	
no groove	0.14-0.37 mm ²	AWG 26-22	7.5 mm
no groove	0.5 mm ²	AWG 20	7.5 mm
1 no groove	0.75 mm ²	AWG 18	7.5 mm
1 no groove	1 mm ²	AWG 18	7.5 mm
2 no grooves	1.5 mm ²	AWG 16	7.5 mm
3 no grooves	2.5 mm ²	AWG 14	7.5 mm
wide groove	3 mm ²	AWG 12	7.5 mm
no groove	4 mm ²	AWG 12	7.5 mm

→ HE-16+ ⊕

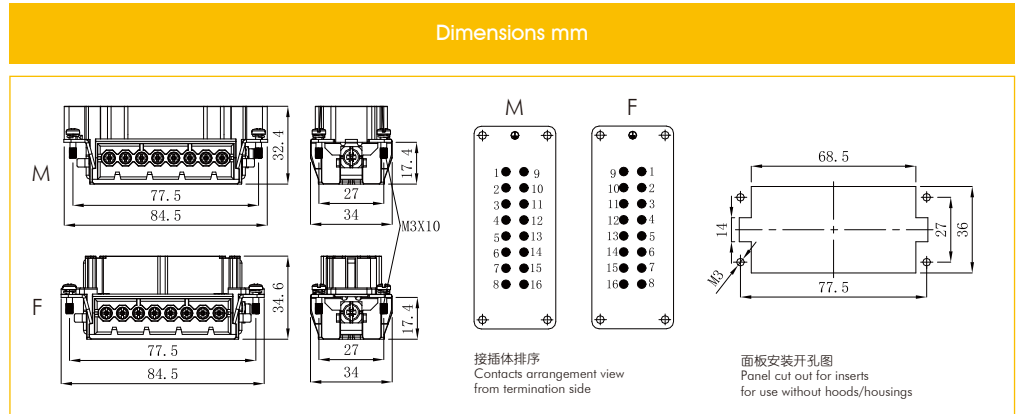
500V/16A Size 16B 16+ ⊕

匹配 H16B 外壳系列, 参见P179-187 For H16B, Hood/Housing Please Refer Page No. P179-187

Identification	Product Model	Order No.	Product Model	Order No.
----------------	---------------	-----------	---------------	-----------

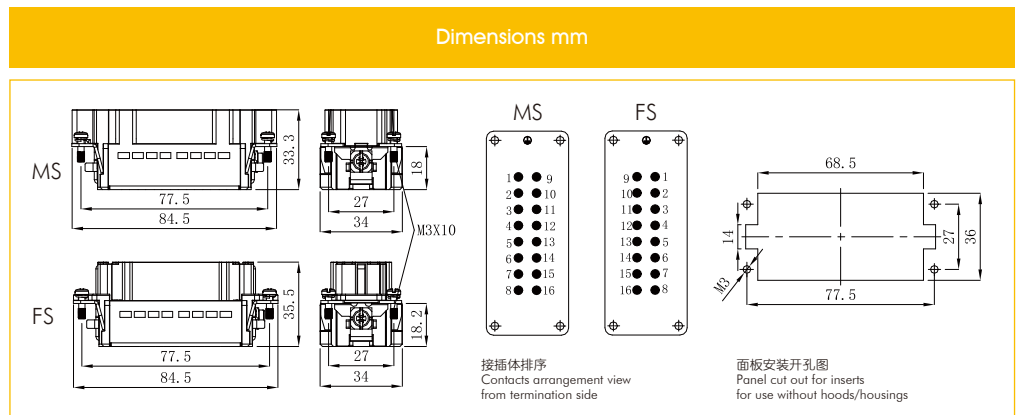
螺钉连接 / Screw Termination

HE-016-M	1 007 03 000031	HE-016-F	1 007 03 000032
----------	-----------------	----------	-----------------



弹片连接 / Spring Termination

HE-016-MS	1 007 03 000033	HE-016-FS	1 007 03 000034
-----------	-----------------	-----------	-----------------



→ HE-24+ ⊕

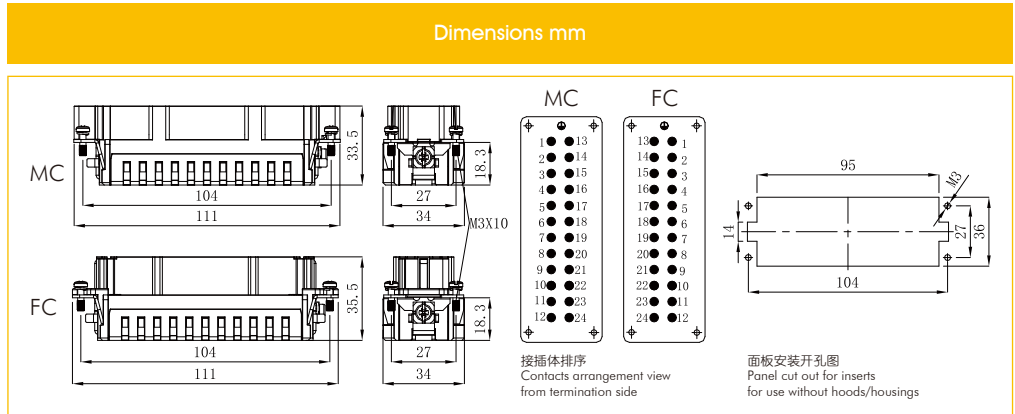
500V/16A Size 24B 24+ ⊕

匹配 H24B 外壳系列,参见P188-197 For H24B,Hood/Housing Please Refer Page No. P188-197

Identification	Product Model	Order No.	Product Model	Order No.
----------------	---------------	-----------	---------------	-----------

冷压连接 / Crimp Termination

HE-024-MC	1 007 03 0000035	HE-024-FC	1 007 03 0000036
-----------	------------------	-----------	------------------

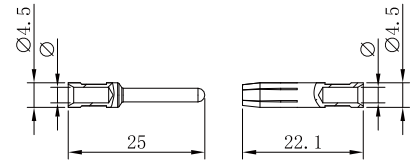


16A冷压针孔 / 16A Crimp Contacts

镀银 Silver Plated



Inserts	Product Model	Order No.	Inserts	Product Model	Order No.
Male	ESM-0.37	1 007 06 0000021	Female	ESF-0.37	1 007 07 0000021
	ESM-0.5	1 007 06 0000022		ESF-0.5	1 007 07 0000022
	ESM-0.75	1 007 06 0000023		ESF-0.75	1 007 07 0000023
	ESM-1.0	1 007 06 0000024		ESF-1.0	1 007 07 0000024
	ESM-1.5	1 007 06 0000025		ESF-1.5	1 007 07 0000025
	ESM-2.5	1 007 06 0000026		ESF-2.5	1 007 07 0000026
	ESM-4.0	1 007 06 0000027		ESF-4.0	1 007 07 0000027



Marking	Wire gauge	Stripping length	
no groove	0.14-0.37 mm ²	AWG 26-22	7.5 mm
no groove	0.5 mm ²	AWG 20	7.5 mm
1 no groove	0.75 mm ²	AWG 18	7.5 mm
1 no groove	1 mm ²	AWG 18	7.5 mm
2 no grooves	1.5 mm ²	AWG 16	7.5 mm
3 no grooves	2.5 mm ²	AWG 14	7.5 mm
wide groove	3 mm ²	AWG 12	7.5 mm
no groove	4 mm ²	AWG 12	7.5 mm

镀金 Gold Plated



Inserts	Product Model	Order No.	Inserts	Product Model	Order No.
Male	EGM-0.37	1 007 06 0000028	Female	EGF-0.37	1 007 07 0000028
	EGM-0.5	1 007 06 0000029		EGF-0.5	1 007 07 0000029
	EGM-0.75	1 007 06 0000030		EGF-0.75	1 007 07 0000030
	EGM-1.0	1 007 06 0000031		EGF-1.0	1 007 07 0000031
	EGM-1.5	1 007 06 0000032		EGF-1.5	1 007 07 0000032
	EGM-2.5	1 007 06 0000033		EGF-2.5	1 007 07 0000033
	EGM-4.0	1 007 06 0000034		EGF-4.0	1 007 07 0000034

→ HE-24+ ⊕

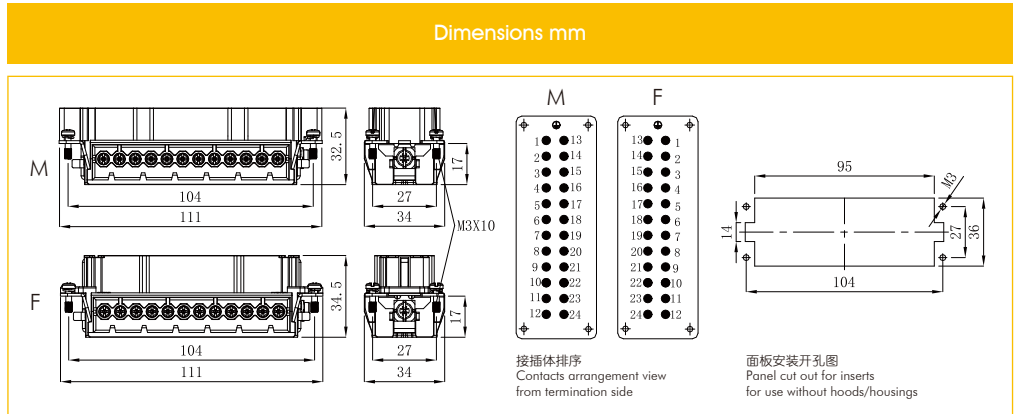
500V/16A Size 24B 24+ ⊕

匹配 H24B 外壳系列,参见P188-197 For H24B,Hood/Housing Please Refer Page No. P188-197

Identification	Product Model	Order No.	Product Model	Order No.
----------------	---------------	-----------	---------------	-----------

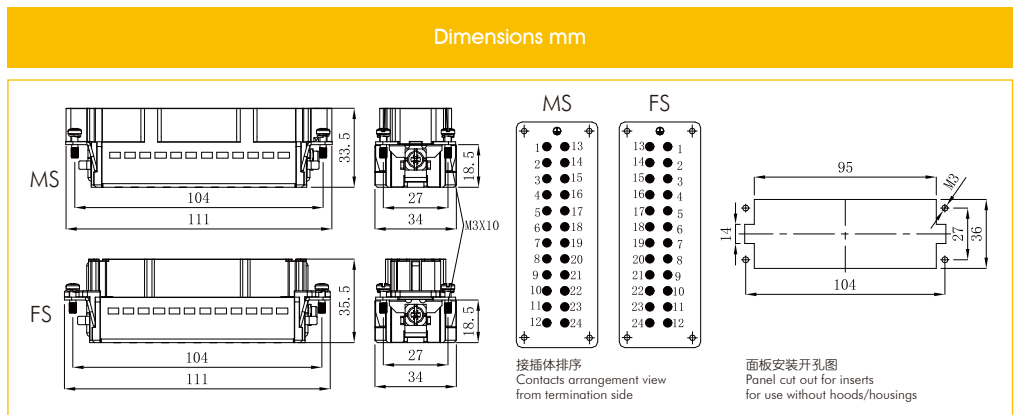
螺钉连接 / Screw Termination

HE-024-M	1 007 03 0000037	HE-024-F	1 007 03 0000038
----------	------------------	----------	------------------



弹片连接 / Spring Termination

HE-024-MS	1 007 03 0000039	HE-024-FS	1 007 03 0000040
-----------	------------------	-----------	------------------

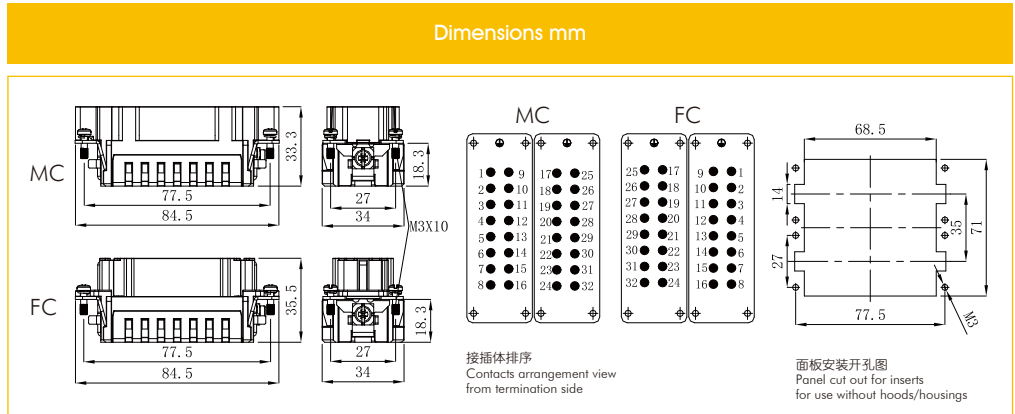


→ HE-32+ ⊕

500V/16A Size 32B 32+ ⊕

匹配 H32B 外壳系列,参见P198-201 For H32B,Hood/Housing Please Refer Page No. P198-201

Identification	Product Model	Order No.	Product Model	Order No.
冷压连接 / Crimp Termination	HE-016-MC	1 007 03 0000029	HE-016-FC	1 007 03 0000030
	HE-032-MC(17-32)	1 007 03 0000041	HE-032-FC(17-32)	1 007 03 0000042

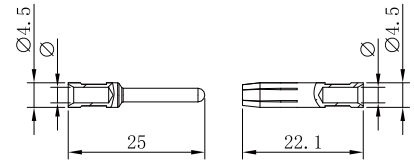


16A冷压针孔 / 16A Crimp Contacts

镀银 Silver Plated



Inserts	Product Model	Order No.	Inserts	Product Model	Order No.
Male	ESM-0.37	1 007 06 0000021	Female	ESF-0.37	1 007 07 0000021
	ESM-0.5	1 007 06 0000022		ESF-0.5	1 007 07 0000022
	ESM-0.75	1 007 06 0000023		ESF-0.75	1 007 07 0000023
	ESM-1.0	1 007 06 0000024		ESF-1.0	1 007 07 0000024
	ESM-1.5	1 007 06 0000025		ESF-1.5	1 007 07 0000025
	ESM-2.5	1 007 06 0000026		ESF-2.5	1 007 07 0000026
	ESM-4.0	1 007 06 0000027		ESF-4.0	1 007 07 0000027



Marking	Wire gauge	Stripping length
no groove	0.14-0.37 mm ²	AWG 26-22
no groove	0.5 mm ²	AWG 20
1 no groove	0.75 mm ²	AWG 18
1 no groove	1 mm ²	AWG 18
2 no grooves	1.5 mm ²	AWG 16
3 no grooves	2.5 mm ²	AWG 14
wide groove	3 mm ²	AWG 12
no groove	4 mm ²	AWG 12

镀金 Gold Plated



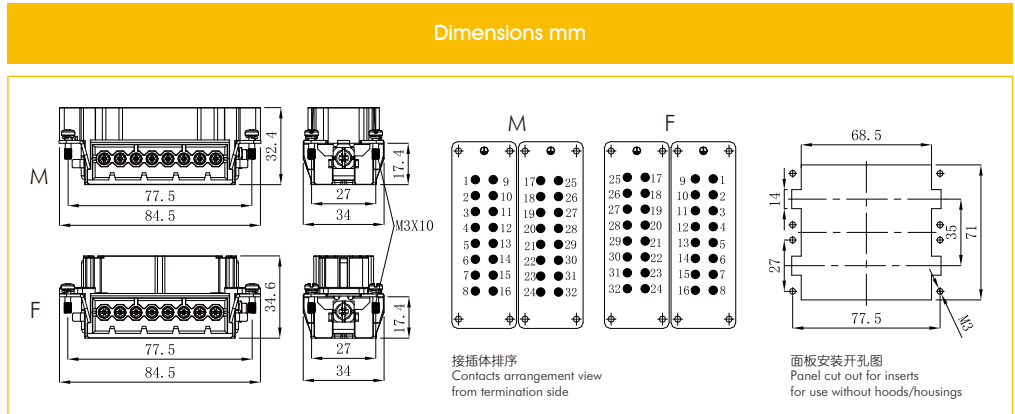
Inserts	Product Model	Order No.	Inserts	Product Model	Order No.
Male	EGM-0.37	1 007 06 0000028	Female	EGF-0.37	1 007 07 0000028
	EGM-0.5	1 007 06 0000029		EGF-0.5	1 007 07 0000029
	EGM-0.75	1 007 06 0000030		EGF-0.75	1 007 07 0000030
	EGM-1.0	1 007 06 0000031		EGF-1.0	1 007 07 0000031
	EGM-1.5	1 007 06 0000032		EGF-1.5	1 007 07 0000032
	EGM-2.5	1 007 06 0000033		EGF-2.5	1 007 07 0000033
	EGM-4.0	1 007 06 0000034		EGF-4.0	1 007 07 0000034

→ HE-32+ ⊕

500V/16A Size 32B 32+ ⊕

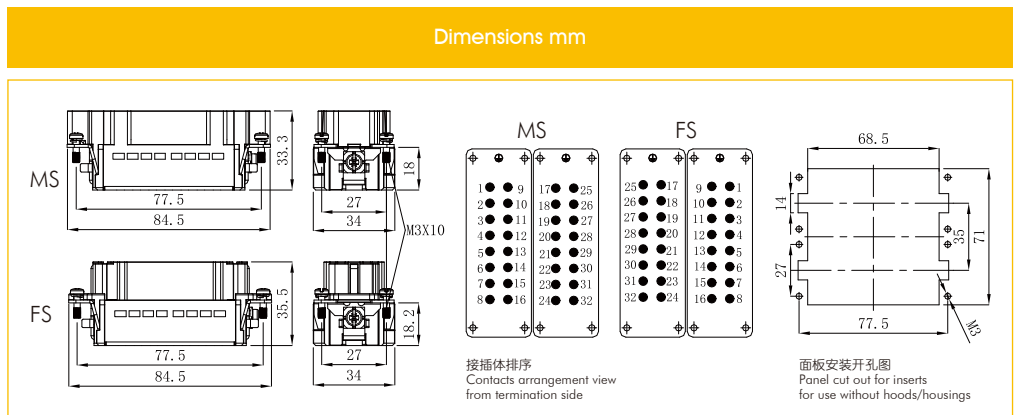
匹配 H32B 外壳系列, 参见P198-201 For H32B, Hood/Housing Please Refer Page No. P198-201

Identification	Product Model	Order No.	Product Model	Order No.
螺钉连接 / Screw Termination	HE-016-M	1 007 03 0000031	HE-016-F	1 007 03 0000032
	HE-032-M(17-32)	1 007 03 0000043	HE-032-F(17-32)	1 007 03 0000044



弹片连接 / Spring Termination

弹片连接 / Spring Termination	HE-016-MS	1 007 03 0000033	HE-016-FS	1 007 03 0000034
	HE-032-MS(17-32)	1 007 03 0000045	HE-032-FS(17-32)	1 007 03 0000046

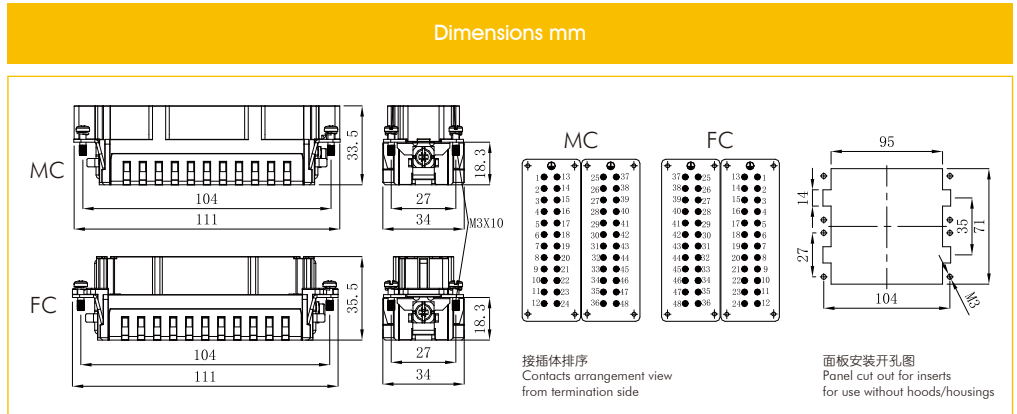


→ HE-48+ ⊕

500V/16A Size 48B 48+ ⊕

匹配 H48B 外壳系列, 参见P202-203 For H48B, Hood/Housing Please Refer Page No. P202-203

Identification	Product Model	Order No.	Product Model	Order No.
冷压连接 / Crimp Termination	HE-024-MC	1 007 03 000035	HE-024-FC	1 007 03 000036
	HE-048-MC(25-48)	1 007 03 000047	HE-048-FC(25-48)	1 007 03 000048

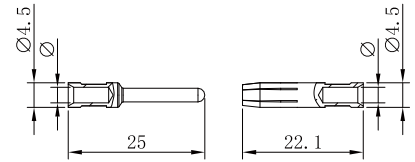


16A冷压针孔 / 16A Crimp Contacts

镀银 Silver Plated



Inserts	Product Model	Order No.	Inserts	Product Model	Order No.
Male	ESM-0.37	1 007 06 000021	Female	ESF-0.37	1 007 07 000021
	ESM-0.5	1 007 06 000022		ESF-0.5	1 007 07 000022
	ESM-0.75	1 007 06 000023		ESF-0.75	1 007 07 000023
	ESM-1.0	1 007 06 000024		ESF-1.0	1 007 07 000024
	ESM-1.5	1 007 06 000025		ESF-1.5	1 007 07 000025
	ESM-2.5	1 007 06 000026		ESF-2.5	1 007 07 000026
	ESM-4.0	1 007 06 000027		ESF-4.0	1 007 07 000027



Marking	Wire gauge	Stripping length
no groove	0.14-0.37 mm ²	AWG 26-22
no groove	0.5 mm ²	AWG 20
1 no groove	0.75 mm ²	AWG 18
1 no groove	1 mm ²	AWG 18
2 no grooves	1.5 mm ²	AWG 16
3 no grooves	2.5 mm ²	AWG 14
wide groove	3 mm ²	AWG 12
no groove	4 mm ²	AWG 12

镀金 Gold Plated



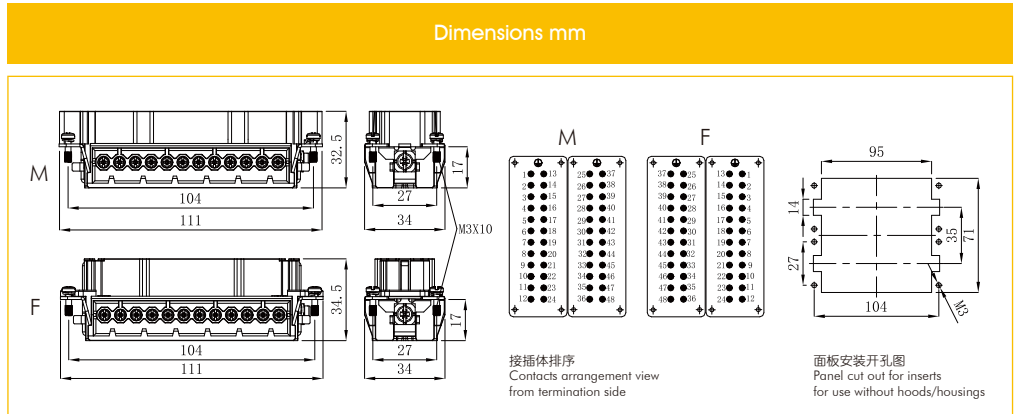
Inserts	Product Model	Order No.	Inserts	Product Model	Order No.
Male	EGM-0.37	1 007 06 000028	Female	EGF-0.37	1 007 07 000028
	EGM-0.5	1 007 06 000029		EGF-0.5	1 007 07 000029
	EGM-0.75	1 007 06 000030		EGF-0.75	1 007 07 000030
	EGM-1.0	1 007 06 000031		EGF-1.0	1 007 07 000031
	EGM-1.5	1 007 06 000032		EGF-1.5	1 007 07 000032
	EGM-2.5	1 007 06 000033		EGF-2.5	1 007 07 000033
	EGM-4.0	1 007 06 000034		EGF-4.0	1 007 07 000034

→ HE-48+

500V/16A Size 48B 48+

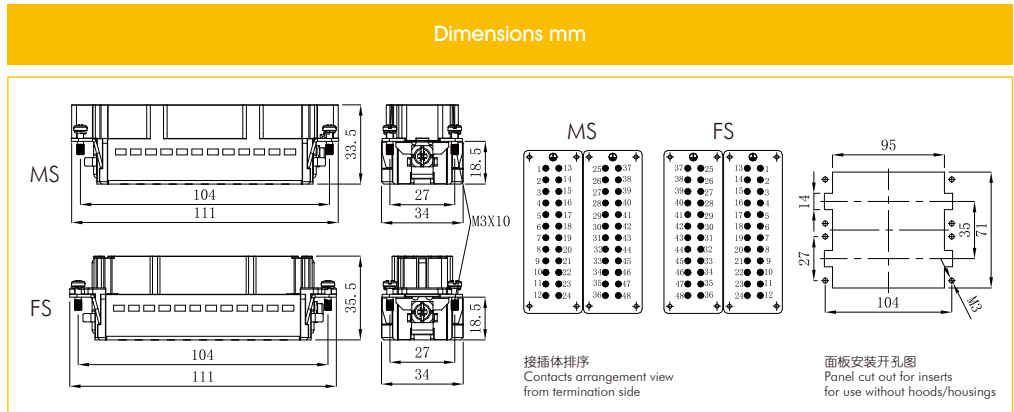
匹配 H48B 外壳系列,参见P202-203 For H48B,Hood/Housing Please Refer Page No. P202-203

Identification	Product Model	Order No.	Product Model	Order No.
螺钉连接 / Screw Termination	HE-024-M	1 007 03 0000037	HE-024-F	1 007 03 0000038
	HE-048-M(25-48)	1 007 03 0000049	HE-048-F(25-48)	1 007 03 0000050



弹片连接 / Spring Termination

弹片连接 / Spring Termination	HE-024-MS	1 007 03 0000039	HE-024-FS	1 007 03 0000040
	HE-048-MS(25-48)	1 007 03 0000051	HE-048-FS(25-48)	1 007 03 0000052



→ HEE系列 Series

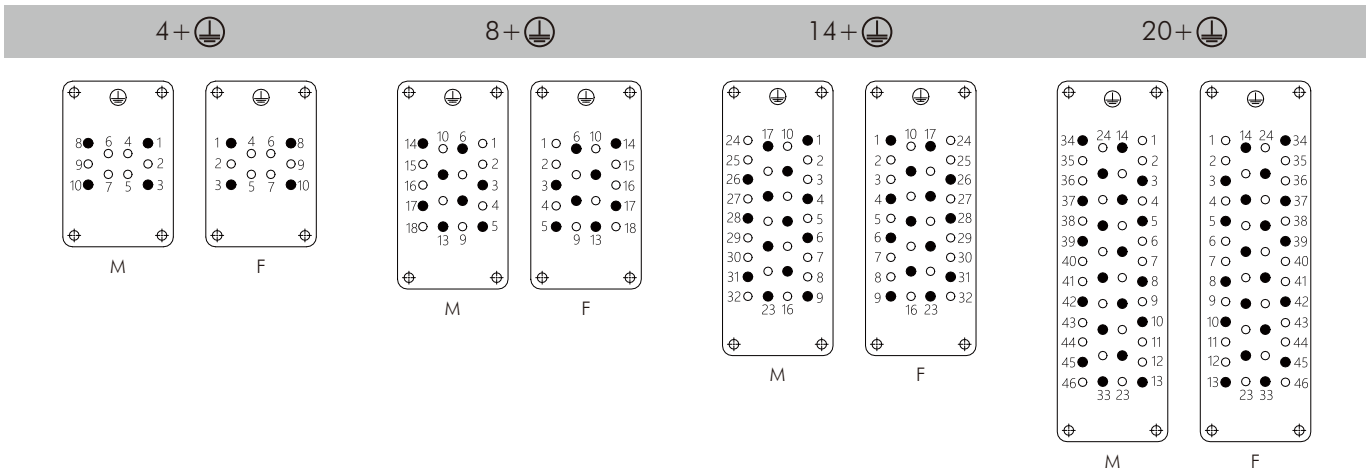
HEE调整插针分布可提高工作电压至1000V
HEE modified contact arrangement up to 1000V

HEE接插体在装满插针时，在绝缘等级3(C)时，其工作电压可达500V。但其插针分布经过调整，同样在绝缘等级3(C)时，其工作电压允许值可达1000V。
The connector series HEE equipped with all contacts maybe used for voltage upto 500V at insulation group C, but modified contact loading arrangement permits use upto 1000V at insulation group C.

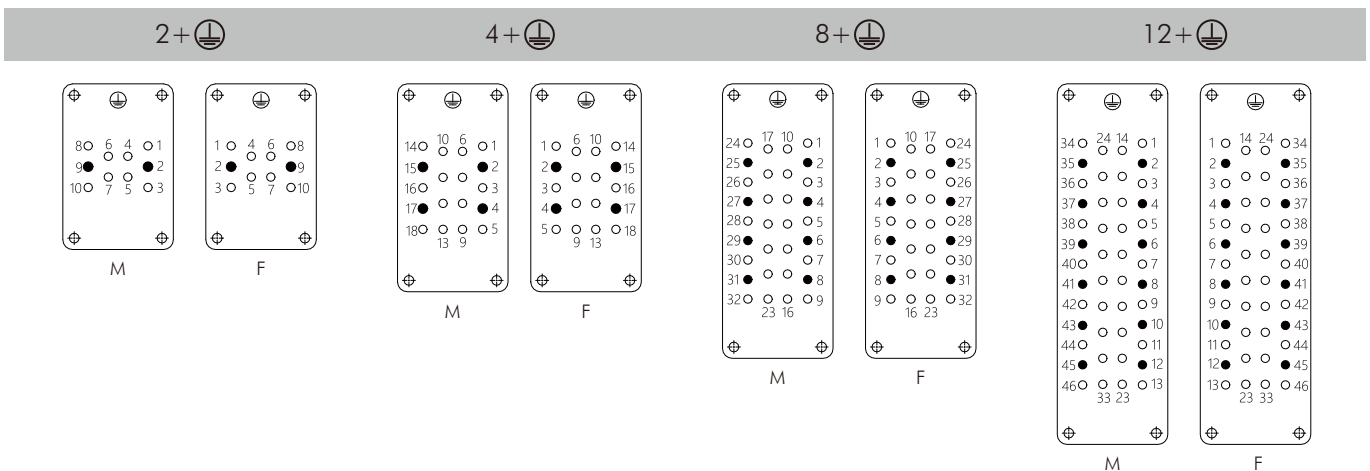
插针分布图 Contact Arrangement View From Termination Side.

● 装有插针的插孔 Working Contact ○ 不装插针的插孔 Without Contact M-公接插体 Male Insert F-母接插体 Female Insert

690V-绝缘等级C Insulation Group C



1000V-绝缘等级C Insulation Group C



插芯 Inserts 可与框架及其他所有模块产品组合使用 Combination With Hinged Frame and Other Modules Possible.

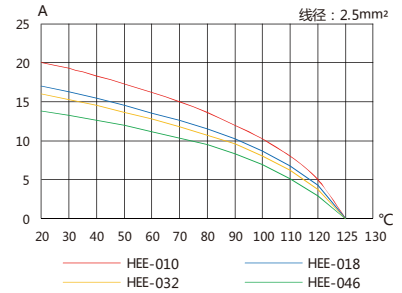
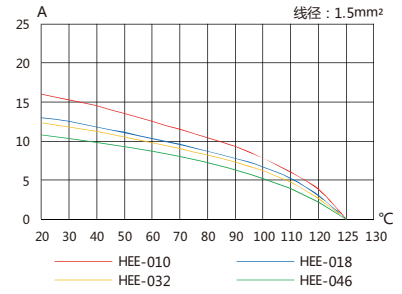
技术参数 Technical Characteristics

规范	Specifications	DIN EN 60 664 / DIN EN 61 984
插芯	Inserts	
接插件针数	Number Of Contacts	10,18,32,46,64(2x32),92(2x46)+PE
额定电流 (见负载图)	Rated Current (see current carrying capacity)	16A
额定电压	Rated Voltage	500V
额定脉冲电压	Rated Impulse Voltage	6KV
污染程度	Pollution Degree	3
绝缘电阻	Insulation Resistance	$\geq 10^{10}\Omega$
材料	Material	聚碳酸酯 Polycarbonate
工作温度范围	Limiting Temperatures	-40°C...+125°C
依据UL 94的阻燃等级	Flammability Acc. To UL 94	V0
据UL/CUL额定电压	Rated Voltage Acc.To UL/CUL	600V
可拔插次数	Mating Cycles	≥ 500
插针	Contacts	
材料	Material	铜合金 Copper Alloy
表面处理	Surface	镀银/镀金 Hard Silver-Plated Hard Gold-Plated
接触电阻	Contact Resistance	$\leq 1\text{m}\Omega$
螺钉连接	Screw Termination	
导线规格	Wire Gauge	0.14-4.0mm ² AWG 26-12
剥线长度	Stripping length	7.5mm

电流负载能力 Current Carrying Capacity

电流负载能力所受的限制主要来自包含接插针的接插体可承受的最大温度。
测试和控制过程依据 IEC 60512-3。

The current carrying is limited by maximum temperature of materials for Inserts and contacts including terminals.
Measuring and testing techniques according to IEC 60512-3.



→ HEE-10+

500V/16A Size 6B 10+

匹配 H6B 外壳系列,参见P166-169 For H6B,Hood/Housing Please Refer Page No. P166-169

Identification	Product Model	Order No.	Product Model	Order No.
----------------	---------------	-----------	---------------	-----------

冷压连接 / Crimp Termination

HEE-010-MC	1 007 03 000053	HEE-010-FC	1 007 03 000054
------------	-----------------	------------	-----------------



Dimensions mm

MC

接插体排序
Contacts arrangement view
from termination side

FC

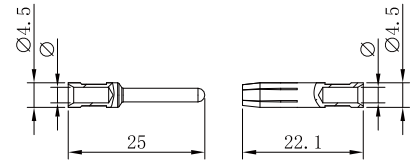
面板安装开孔图
Panel cut out for inserts
for use without hoods/housings

16A冷压针孔 / 16A Crimp Contacts

镀银 Silver Plated



Inserts	Product Model	Order No.	Inserts	Product Model	Order No.
Male	ESM-0.37	1 007 06 000021	Female	ESF-0.37	1 007 07 000021
	ESM-0.5	1 007 06 000022		ESF-0.5	1 007 07 000022
	ESM-0.75	1 007 06 000023		ESF-0.75	1 007 07 000023
	ESM-1.0	1 007 06 000024		ESF-1.0	1 007 07 000024
	ESM-1.5	1 007 06 000025		ESF-1.5	1 007 07 000025
	ESM-2.5	1 007 06 000026		ESF-2.5	1 007 07 000026
	ESM-4.0	1 007 06 000027		ESF-4.0	1 007 07 000027



镀金 Gold Plated



Inserts	Product Model	Order No.	Inserts	Product Model	Order No.
Male	EGM-0.37	1 007 06 000028	Female	EGF-0.37	1 007 07 000028
	EGM-0.5	1 007 06 000029		EGF-0.5	1 007 07 000029
	EGM-0.75	1 007 06 000030		EGF-0.75	1 007 07 000030
	EGM-1.0	1 007 06 000031		EGF-1.0	1 007 07 000031
	EGM-1.5	1 007 06 000032		EGF-1.5	1 007 07 000032
	EGM-2.5	1 007 06 000033		EGF-2.5	1 007 07 000033
	EGM-4.0	1 007 06 000034		EGF-4.0	1 007 07 000034

Marking	Wire gauge	Stripping length	
no groove	0.14-0.37 mm ²	AWG 26-22	7.5 mm
no groove	0.5 mm ²	AWG 20	7.5 mm
1 no groove	0.75 mm ²	AWG 18	7.5 mm
1 no groove	1 mm ²	AWG 18	7.5 mm
2 no grooves	1.5 mm ²	AWG 16	7.5 mm
3 no grooves	2.5 mm ²	AWG 14	7.5 mm
wide groove	3 mm ²	AWG 12	7.5 mm
no groove	4 mm ²	AWG 12	7.5 mm

→ HEE-18+

500V/16A Size 10B 18+

匹配 H10B 外壳系列,参见P170-178 For H10B,Hood/Housing Please Refer Page No. P170-178

Identification	Product Model	Order No.	Product Model	Order No.
----------------	---------------	-----------	---------------	-----------

冷压连接 / Crimp Termination

HEE-018-MC	1 007 03 000055	HEE-018-FC	1 007 03 000056
------------	-----------------	------------	-----------------



Dimensions mm

接插体排序
Contacts arrangement view from termination side

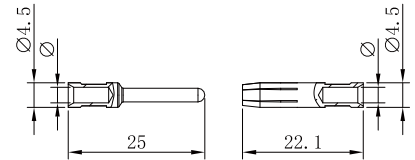
面板安装开孔图
Panel cut out for inserts for use without hoods/housings

16A冷压针孔 / 16A Crimp Contacts

镀银 Silver Plated



Inserts	Product Model	Order No.	Inserts	Product Model	Order No.
Male	ESM-0.37	1 007 06 000021	Female	ESF-0.37	1 007 07 000021
	ESM-0.5	1 007 06 000022		ESF-0.5	1 007 07 000022
	ESM-0.75	1 007 06 000023		ESF-0.75	1 007 07 000023
	ESM-1.0	1 007 06 000024		ESF-1.0	1 007 07 000024
	ESM-1.5	1 007 06 000025		ESF-1.5	1 007 07 000025
	ESM-2.5	1 007 06 000026		ESF-2.5	1 007 07 000026
	ESM-4.0	1 007 06 000027		ESF-4.0	1 007 07 000027



镀金 Gold Plated



Inserts	Product Model	Order No.	Inserts	Product Model	Order No.
Male	EGM-0.37	1 007 06 000028	Female	EGF-0.37	1 007 07 000028
	EGM-0.5	1 007 06 000029		EGF-0.5	1 007 07 000029
	EGM-0.75	1 007 06 000030		EGF-0.75	1 007 07 000030
	EGM-1.0	1 007 06 000031		EGF-1.0	1 007 07 000031
	EGM-1.5	1 007 06 000032		EGF-1.5	1 007 07 000032
	EGM-2.5	1 007 06 000033		EGF-2.5	1 007 07 000033
	EGM-4.0	1 007 06 000034		EGF-4.0	1 007 07 000034

Marking	Wire gauge	Stripping length	
no groove	0.14-0.37 mm ²	AWG 26-22	7.5 mm
no groove	0.5 mm ²	AWG 20	7.5 mm
1 no groove	0.75 mm ²	AWG 18	7.5 mm
1 no groove	1 mm ²	AWG 18	7.5 mm
2 no grooves	1.5 mm ²	AWG 16	7.5 mm
3 no grooves	2.5 mm ²	AWG 14	7.5 mm
wide groove	3 mm ²	AWG 12	7.5 mm
no groove	4 mm ²	AWG 12	7.5 mm

→ HEE-32+

500V/16A Size 16B 32+

匹配 H16B 外壳系列, 参见P179-187 For H16B, Hood/Housing Please Refer Page No. P179-187

Identification	Product Model	Order No.	Product Model	Order No.
----------------	---------------	-----------	---------------	-----------

冷压连接 / Crimp Termination

HEE-032-MC	1 007 03 000057	HEE-032-FC	1 007 03 000058
------------	-----------------	------------	-----------------



Dimensions mm

接插体排序
Contacts arrangement view from termination side

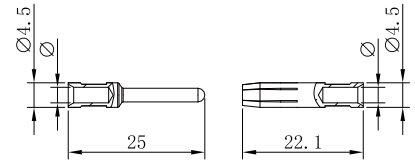
面板安装开孔图
Panel cut out for inserts for use without hoods/housings

16A冷压针孔 / 16A Crimp Contacts

镀银 Silver Plated



Inserts	Product Model	Order No.	Inserts	Product Model	Order No.
Male	ESM-0.37	1 007 06 000021	Female	ESF-0.37	1 007 07 000021
	ESM-0.5	1 007 06 000022		ESF-0.5	1 007 07 000022
	ESM-0.75	1 007 06 000023		ESF-0.75	1 007 07 000023
	ESM-1.0	1 007 06 000024		ESF-1.0	1 007 07 000024
	ESM-1.5	1 007 06 000025		ESF-1.5	1 007 07 000025
	ESM-2.5	1 007 06 000026		ESF-2.5	1 007 07 000026
	ESM-4.0	1 007 06 000027		ESF-4.0	1 007 07 000027



镀金 Gold Plated



Inserts	Product Model	Order No.	Inserts	Product Model	Order No.
Male	EGM-0.37	1 007 06 000028	Female	EGF-0.37	1 007 07 000028
	EGM-0.5	1 007 06 000029		EGF-0.5	1 007 07 000029
	EGM-0.75	1 007 06 000030		EGF-0.75	1 007 07 000030
	EGM-1.0	1 007 06 000031		EGF-1.0	1 007 07 000031
	EGM-1.5	1 007 06 000032		EGF-1.5	1 007 07 000032
	EGM-2.5	1 007 06 000033		EGF-2.5	1 007 07 000033
	EGM-4.0	1 007 06 000034		EGF-4.0	1 007 07 000034

Marking	Wire gauge	Stripping length	
no groove	0.14-0.37 mm ²	AWG 26-22	7.5 mm
no groove	0.5 mm ²	AWG 20	7.5 mm
1 no groove	0.75 mm ²	AWG 18	7.5 mm
1 no groove	1 mm ²	AWG 18	7.5 mm
2 no grooves	1.5 mm ²	AWG 16	7.5 mm
3 no grooves	2.5 mm ²	AWG 14	7.5 mm
wide groove	3 mm ²	AWG 12	7.5 mm
no groove	4 mm ²	AWG 12	7.5 mm

→ HEE-46+

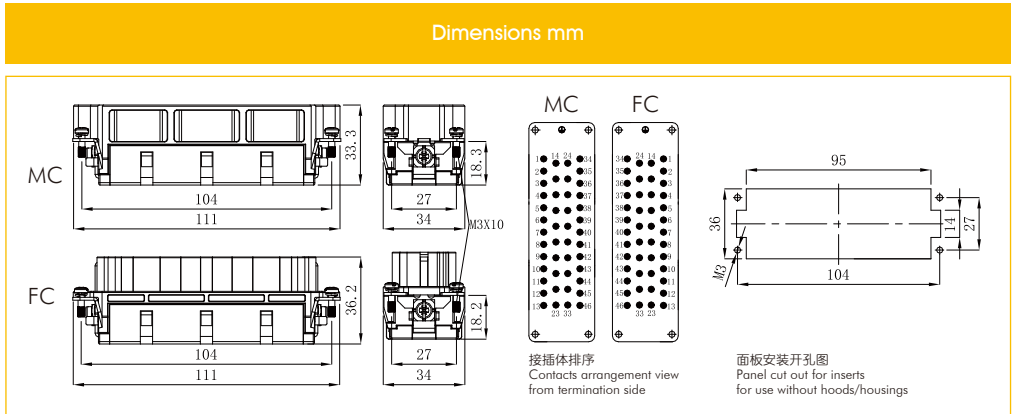
500V/16A Size 24B 46+

匹配 H24B 外壳系列,参见P188-197 For H24B,Hood/Housing Please Refer Page No. P188-197

Identification	Product Model	Order No.	Product Model	Order No.
----------------	---------------	-----------	---------------	-----------

冷压连接 / Crimp Termination

HEE-046-MC	1 007 03 0000059	HEE-046-FC	1 007 03 0000060
------------	------------------	------------	------------------

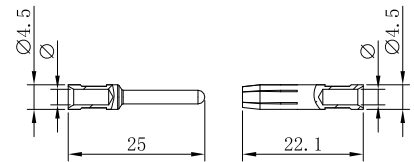


16A冷压针孔 / 16A Crimp Contacts

镀银 Silver Plated



Inserts	Product Model	Order No.	Inserts	Product Model	Order No.
Male	ESM-0.37	1 007 06 0000021	Female	ESF-0.37	1 007 07 0000021
	ESM-0.5	1 007 06 0000022		ESF-0.5	1 007 07 0000022
	ESM-0.75	1 007 06 0000023		ESF-0.75	1 007 07 0000023
	ESM-1.0	1 007 06 0000024		ESF-1.0	1 007 07 0000024
	ESM-1.5	1 007 06 0000025		ESF-1.5	1 007 07 0000025
	ESM-2.5	1 007 06 0000026		ESF-2.5	1 007 07 0000026
	ESM-4.0	1 007 06 0000027		ESF-4.0	1 007 07 0000027



镀金 Gold Plated



Inserts	Product Model	Order No.	Inserts	Product Model	Order No.
Male	EGM-0.37	1 007 06 0000028	Female	EGF-0.37	1 007 07 0000028
	EGM-0.5	1 007 06 0000029		EGF-0.5	1 007 07 0000029
	EGM-0.75	1 007 06 0000030		EGF-0.75	1 007 07 0000030
	EGM-1.0	1 007 06 0000031		EGF-1.0	1 007 07 0000031
	EGM-1.5	1 007 06 0000032		EGF-1.5	1 007 07 0000032
	EGM-2.5	1 007 06 0000033		EGF-2.5	1 007 07 0000033
	EGM-4.0	1 007 06 0000034		EGF-4.0	1 007 07 0000034

Marking	Wire gauge	Stripping length	
no groove	0.14-0.37 mm ²	AWG 26-22	7.5 mm
no groove	0.5 mm ²	AWG 20	7.5 mm
1 no groove	0.75 mm ²	AWG 18	7.5 mm
1 no groove	1 mm ²	AWG 18	7.5 mm
2 no grooves	1.5 mm ²	AWG 16	7.5 mm
3 no grooves	2.5 mm ²	AWG 14	7.5 mm
wide groove	3 mm ²	AWG 12	7.5 mm
no groove	4 mm ²	AWG 12	7.5 mm

→ HEE-64+

500V/16A Size 32B 64+

匹配 H32B 外壳系列,参见P198-201 For H32B,Hood/Housing Please Refer Page No. P198-201

Identification	Product Model	Order No.	Product Model	Order No.
冷压连接 / Crimp Termination	HEE-032-MC	1 007 03 000057	HEE-032-FC	1 007 03 000058
	HEE-064-MC(33-64)	1 007 03 000061	HEE-064-FC(33-64)	1 007 03 000062

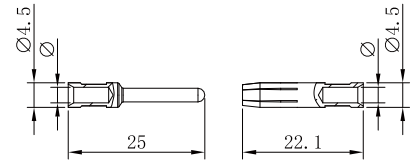


16A冷压针孔 / 16A Crimp Contacts

镀银 Silver Plated



Inserts	Product Model	Order No.	Inserts	Product Model	Order No.
Male	ESM-0.37	1 007 06 000021	Female	ESF-0.37	1 007 07 000021
	ESM-0.5	1 007 06 000022		ESF-0.5	1 007 07 000022
	ESM-0.75	1 007 06 000023		ESF-0.75	1 007 07 000023
	ESM-1.0	1 007 06 000024		ESF-1.0	1 007 07 000024
	ESM-1.5	1 007 06 000025		ESF-1.5	1 007 07 000025
	ESM-2.5	1 007 06 000026		ESF-2.5	1 007 07 000026
	ESM-4.0	1 007 06 000027		ESF-4.0	1 007 07 000027



Marking	Wire gauge	Stripping length
no groove	0.14-0.37 mm ²	AWG 26-22
no groove	0.5 mm ²	AWG 20
1 no groove	0.75 mm ²	AWG 18
1 no groove	1 mm ²	AWG 18
2 no grooves	1.5 mm ²	AWG 16
3 no grooves	2.5 mm ²	AWG 14
wide groove	3 mm ²	AWG 12
no groove	4 mm ²	AWG 12

镀金 Gold Plated



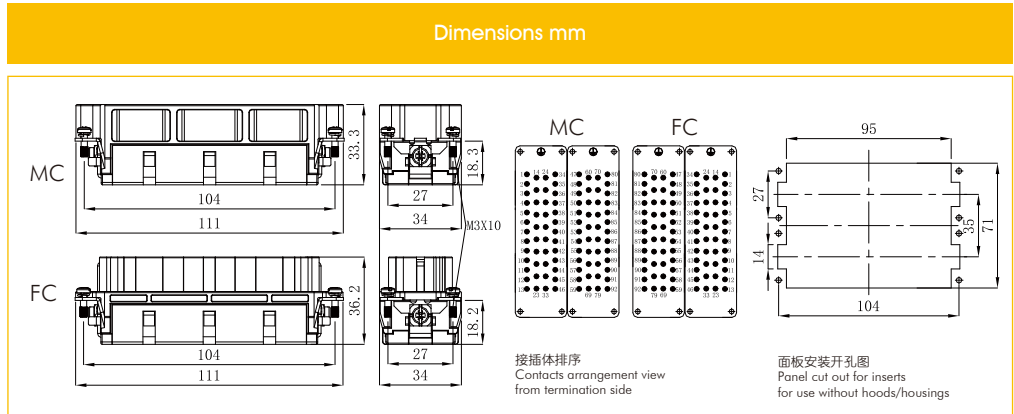
Inserts	Product Model	Order No.	Inserts	Product Model	Order No.
Male	EGM-0.37	1 007 06 000028	Female	EGF-0.37	1 007 07 000028
	EGM-0.5	1 007 06 000029		EGF-0.5	1 007 07 000029
	EGM-0.75	1 007 06 000030		EGF-0.75	1 007 07 000030
	EGM-1.0	1 007 06 000031		EGF-1.0	1 007 07 000031
	EGM-1.5	1 007 06 000032		EGF-1.5	1 007 07 000032
	EGM-2.5	1 007 06 000033		EGF-2.5	1 007 07 000033
	EGM-4.0	1 007 06 000034		EGF-4.0	1 007 07 000034

→ HEE-92+

500V/16A Size 48B 92+

匹配 H48B 外壳系列,参见P202-203 For H48B,Hood/Housing Please Refer Page No. P202-203

Identification	Product Model	Order No.	Product Model	Order No.
冷压连接 / Crimp Termination	HEE-046-MC	1 007 03 000059	HEE-046-FC	1 007 03 000060
	HEE-092-MC(47-92)	1 007 03 000063	HEE-092-FC(47-92)	1 007 03 000064

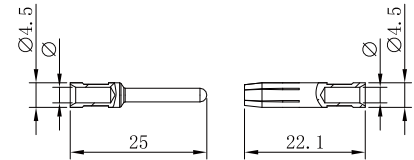


16A冷压针孔 / 16A Crimp Contacts

镀银 Silver Plated



Inserts	Product Model	Order No.	Inserts	Product Model	Order No.
Male	ESM-0.37	1 007 06 000021	Female	ESF-0.37	1 007 07 000021
	ESM-0.5	1 007 06 000022		ESF-0.5	1 007 07 000022
	ESM-0.75	1 007 06 000023		ESF-0.75	1 007 07 000023
	ESM-1.0	1 007 06 000024		ESF-1.0	1 007 07 000024
	ESM-1.5	1 007 06 000025		ESF-1.5	1 007 07 000025
	ESM-2.5	1 007 06 000026		ESF-2.5	1 007 07 000026
	ESM-4.0	1 007 06 000027		ESF-4.0	1 007 07 000027



镀金 Gold Plated



Inserts	Product Model	Order No.	Inserts	Product Model	Order No.
Male	EGM-0.37	1 007 06 000028	Female	EGF-0.37	1 007 07 000028
	EGM-0.5	1 007 06 000029		EGF-0.5	1 007 07 000029
	EGM-0.75	1 007 06 000030		EGF-0.75	1 007 07 000030
	EGM-1.0	1 007 06 000031		EGF-1.0	1 007 07 000031
	EGM-1.5	1 007 06 000032		EGF-1.5	1 007 07 000032
	EGM-2.5	1 007 06 000033		EGF-2.5	1 007 07 000033
	EGM-4.0	1 007 06 000034		EGF-4.0	1 007 07 000034

Marking	Wire gauge	Stripping length
no groove	0.14-0.37 mm ²	AWG 26-22
no groove	0.5 mm ²	AWG 20
1 no groove	0.75 mm ²	AWG 18
1 no groove	1 mm ²	AWG 18
2 no grooves	1.5 mm ²	AWG 16
3 no grooves	2.5 mm ²	AWG 14
wide groove	3 mm ²	AWG 12
no groove	4 mm ²	AWG 12

插芯 Inserts 可与框架及其他所有模块产品组合使用 Combination With Hinged Frame and Other Modules Possible.

技术参数 Technical Characteristics

规范	Specifications	DIN EN 60 664 / DIN EN 61 984
插芯 Inserts		
接插件针数	Number Of Contacts	40,64,80(2x40),(2x46)+PE
额定电流 (见负载图)	Rated Current (See Current Carrying Capacity)	16A
额定电压	Rated Voltage	500V
额定脉冲电压	Rated Impulse Voltage	6KV
污染程度	Pollution Degree	3
绝缘电阻	Insulation Resistance	$\geq 10^{10}\Omega$
材料	Material	聚碳酸酯 Polycarbonate
工作温度范围	Limiting Temperatures	-40°C...+125°C
依据UL 94的阻燃等级	Flammability Acc. To UL 94	V0
据UL/CUL额定电压	Rated Voltage Acc.To UL/CUL	600V
可拔插次数	Mating Cycles	≥ 500
插针 Contacts		
材料	Material	铜合金 Copper Alloy
表面处理	Surface	镀银/镀金 Hard Silver-Plated Hard Gold-Plated
接触电阻	Contact Resistance	$\leq 1m\Omega$
螺钉连接 Screw Termination		
导线规格	Wire Gauge	0.14-4.0mm ² AWG 26-12
剥线长度	Stripping length	7.5mm

→ HEEE-40+

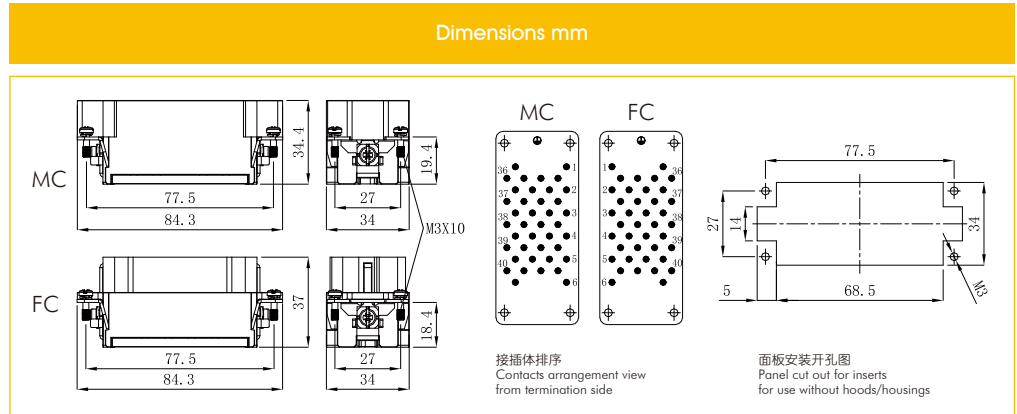
500V/16A Size 16B 40+

匹配 H16B 外壳系列,参见P179-187 For H16B,Hood/Housing Please Refer Page No. P179-187

Identification	Product Model	Order No.	Product Model	Order No.
----------------	---------------	-----------	---------------	-----------

冷压连接 / Crimp Termination

HEEE-040-MC	1 007 03 0000141	HEEE-040-FC	1 007 03 0000142
-------------	------------------	-------------	------------------

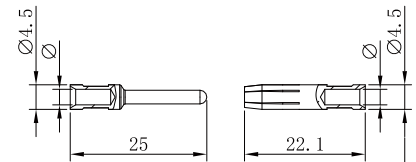


16A冷压针孔 / 16A Crimp Contacts

镀银 Silver Plated



	Inserts	Product Model	Order No.	Inserts	Product Model	Order No.
Male	ESM-0.37	1 007 06 0000021	Female	ESF-0.37	1 007 07 0000021	
	ESM-0.5	1 007 06 0000022		ESF-0.5	1 007 07 0000022	
	ESM-0.75	1 007 06 0000023		ESF-0.75	1 007 07 0000023	
	ESM-1.0	1 007 06 0000024		ESF-1.0	1 007 07 0000024	
	ESM-1.5	1 007 06 0000025		ESF-1.5	1 007 07 0000025	
	ESM-2.5	1 007 06 0000026		ESF-2.5	1 007 07 0000026	
	ESM-4.0	1 007 06 0000027		ESF-4.0	1 007 07 0000027	



镀金 Gold Plated



	Inserts	Product Model	Order No.	Inserts	Product Model	Order No.
Male	EGM-0.37	1 007 06 0000028	Female	EGF-0.37	1 007 07 0000028	
	EGM-0.5	1 007 06 0000029		EGF-0.5	1 007 07 0000029	
	EGM-0.75	1 007 06 0000030		EGF-0.75	1 007 07 0000030	
	EGM-1.0	1 007 06 0000031		EGF-1.0	1 007 07 0000031	
	EGM-1.5	1 007 06 0000032		EGF-1.5	1 007 07 0000032	
	EGM-2.5	1 007 06 0000033		EGF-2.5	1 007 07 0000033	
	EGM-4.0	1 007 06 0000034		EGF-4.0	1 007 07 0000034	

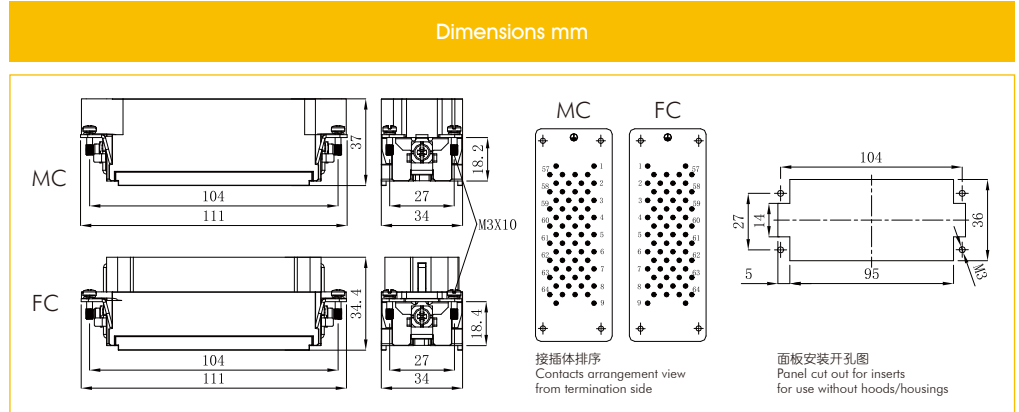
Marking	Wire gauge	Stripping length	
no groove	0.14-0.37 mm ²	AWG 26-22	7.5 mm
no groove	0.5 mm ²	AWG 20	7.5 mm
1 no groove	0.75 mm ²	AWG 18	7.5 mm
1 no groove	1 mm ²	AWG 18	7.5 mm
2 no grooves	1.5 mm ²	AWG 16	7.5 mm
3 no grooves	2.5 mm ²	AWG 14	7.5 mm
wide groove	3 mm ²	AWG 12	7.5 mm
no groove	4 mm ²	AWG 12	7.5 mm

→ HEEE-64+ ⊕

500V/16A Size 24B 64+ ⊕

匹配 H24B 外壳系列,参见P188-197 For H24B,Hood/Housing Please Refer Page No. P188-197

Identification	Product Model	Order No.	Product Model	Order No.
冷压连接 / Crimp Termination	HEEE-064-MC	1 007 03 0000143	HEEE-064-FC	1 007 03 0000144

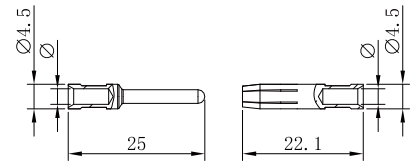


16A冷压针孔 / 16A Crimp Contacts

镀银 Silver Plated



Inserts	Product Model	Order No.	Inserts	Product Model	Order No.
Male	ESM-0.37	1 007 06 0000021	Female	ESF-0.37	1 007 07 0000021
	ESM-0.5	1 007 06 0000022		ESF-0.5	1 007 07 0000022
	ESM-0.75	1 007 06 0000023		ESF-0.75	1 007 07 0000023
	ESM-1.0	1 007 06 0000024		ESF-1.0	1 007 07 0000024
	ESM-1.5	1 007 06 0000025		ESF-1.5	1 007 07 0000025
	ESM-2.5	1 007 06 0000026		ESF-2.5	1 007 07 0000026
	ESM-4.0	1 007 06 0000027		ESF-4.0	1 007 07 0000027



Marking	Wire gauge	Stripping length
no groove	0.14-0.37 mm ²	AWG 26-22 / 7.5 mm
no groove	0.5 mm ²	AWG 20 / 7.5 mm
1 no groove	0.75 mm ²	AWG 18 / 7.5 mm
1 no groove	1 mm ²	AWG 18 / 7.5 mm
2 no grooves	1.5 mm ²	AWG 16 / 7.5 mm
3 no grooves	2.5 mm ²	AWG 14 / 7.5 mm
wide groove	3 mm ²	AWG 12 / 7.5 mm
no groove	4 mm ²	AWG 12 / 7.5 mm

镀金 Gold Plated



Inserts	Product Model	Order No.	Inserts	Product Model	Order No.
Male	EGM-0.37	1 007 06 0000028	Female	EGF-0.37	1 007 07 0000028
	EGM-0.5	1 007 06 0000029		EGF-0.5	1 007 07 0000029
	EGM-0.75	1 007 06 0000030		EGF-0.75	1 007 07 0000030
	EGM-1.0	1 007 06 0000031		EGF-1.0	1 007 07 0000031
	EGM-1.5	1 007 06 0000032		EGF-1.5	1 007 07 0000032
	EGM-2.5	1 007 06 0000033		EGF-2.5	1 007 07 0000033
	EGM-4.0	1 007 06 0000034		EGF-4.0	1 007 07 0000034

→ HEEE-80+

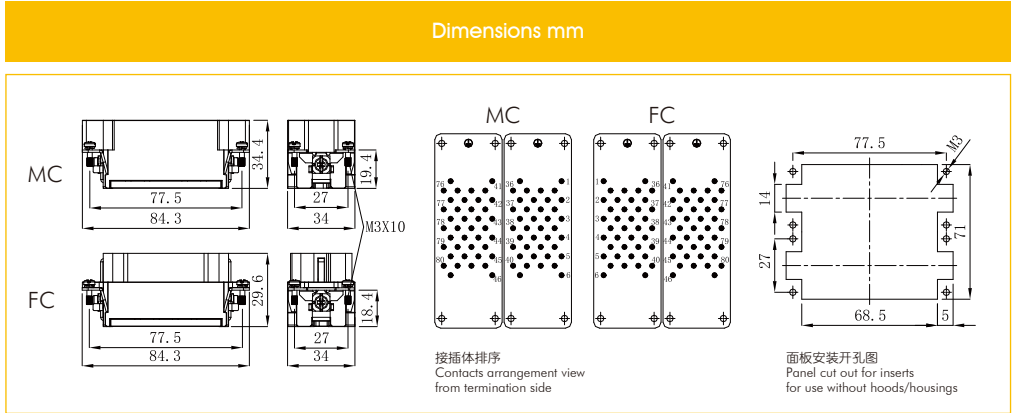
500V/16A Size 32B 80+

匹配 H32B 外壳系列,参见P198-201 For H32B,Hood/Housing Please Refer Page No. P198-201

Identification	Product Model	Order No.	Product Model	Order No.
----------------	---------------	-----------	---------------	-----------

冷压连接 / Crimp Termination

HEEE-040-MC	1 007 03 0000141	HEEE-040-FC	1 007 03 0000142
HEEE-080-MC (41-80)	1 007 03 0000145	HEEE-080-FC (41-80)	1 007 03 0000146

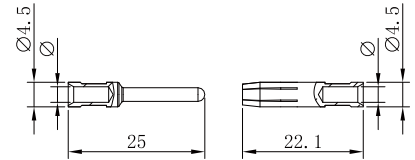


16A冷压针孔 / 16A Crimp Contacts

镀银 Silver Plated



Inserts	Product Model	Order No.	Inserts	Product Model	Order No.
Male	ESM-0.37	1 007 06 0000021	Female	ESF-0.37	1 007 07 0000021
	ESM-0.5	1 007 06 0000022		ESF-0.5	1 007 07 0000022
	ESM-0.75	1 007 06 0000023		ESF-0.75	1 007 07 0000023
	ESM-1.0	1 007 06 0000024		ESF-1.0	1 007 07 0000024
	ESM-1.5	1 007 06 0000025		ESF-1.5	1 007 07 0000025
	ESM-2.5	1 007 06 0000026		ESF-2.5	1 007 07 0000026
	ESM-4.0	1 007 06 0000027		ESF-4.0	1 007 07 0000027



Marking	Wire gauge	Stripping length
no groove	0.14-0.37 mm ²	AWG 26-22
no groove	0.5 mm ²	AWG 20
1 no groove	0.75 mm ²	AWG 18
1 no groove	1 mm ²	AWG 18
2 no grooves	1.5 mm ²	AWG 16
3 no grooves	2.5 mm ²	AWG 14
wide groove	3 mm ²	AWG 12
no groove	4 mm ²	AWG 12

镀金 Gold Plated



Inserts	Product Model	Order No.	Inserts	Product Model	Order No.
Male	EGM-0.37	1 007 06 0000028	Female	EGF-0.37	1 007 07 0000028
	EGM-0.5	1 007 06 0000029		EGF-0.5	1 007 07 0000029
	EGM-0.75	1 007 06 0000030		EGF-0.75	1 007 07 0000030
	EGM-1.0	1 007 06 0000031		EGF-1.0	1 007 07 0000031
	EGM-1.5	1 007 06 0000032		EGF-1.5	1 007 07 0000032
	EGM-2.5	1 007 06 0000033		EGF-2.5	1 007 07 0000033
	EGM-4.0	1 007 06 0000034		EGF-4.0	1 007 07 0000034

→ HEEE-128+

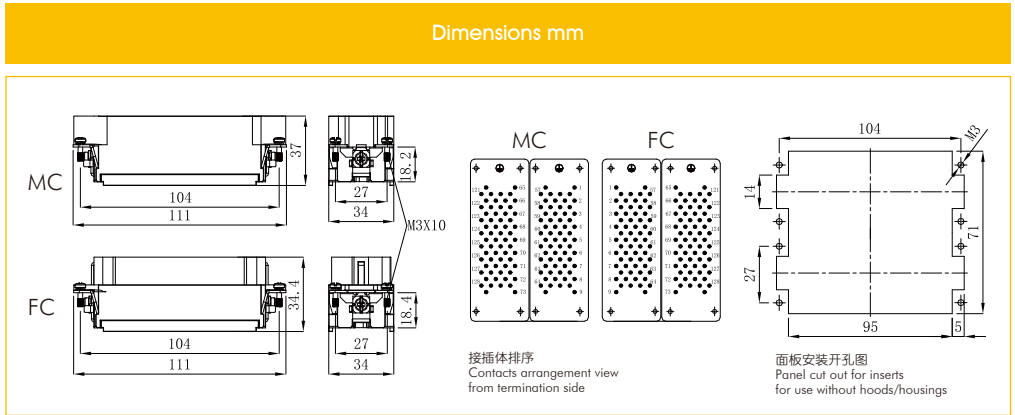
500V/16A Size 48B 128+

匹配 H48B 外壳系列,参见P202-203 For H48B,Hood/Housing Please Refer Page No. P202-203

Identification	Product Model	Order No.	Product Model	Order No.
----------------	---------------	-----------	---------------	-----------

冷压连接 / Crimp Termination

HEEE-064-MC	1 007 03 0000143	HEEE-064-FC	1 007 03 0000144
HEEE-128-MC (65-128)	1 007 03 0000147	HEEE-128-FC (65-128)	1 007 03 0000148

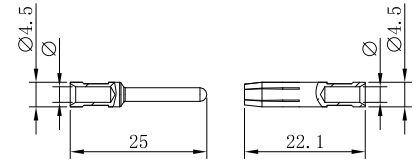


16A冷压针孔 / 16A Crimp Contacts

镀银 Silver Plated



Inserts	Product Model	Order No.	Inserts	Product Model	Order No.
Male	ESM-0.37	1 007 06 0000021	Female	ESF-0.37	1 007 07 0000021
	ESM-0.5	1 007 06 0000022		ESF-0.5	1 007 07 0000022
	ESM-0.75	1 007 06 0000023		ESF-0.75	1 007 07 0000023
	ESM-1.0	1 007 06 0000024		ESF-1.0	1 007 07 0000024
	ESM-1.5	1 007 06 0000025		ESF-1.5	1 007 07 0000025
	ESM-2.5	1 007 06 0000026		ESF-2.5	1 007 07 0000026
	ESM-4.0	1 007 06 0000027		ESF-4.0	1 007 07 0000027



Marking	Wire gauge	Stripping length
no groove	0.14-0.37 mm ²	AWG 26-22
no groove	0.5 mm ²	AWG 20
1 no groove	0.75 mm ²	AWG 18
1 no groove	1 mm ²	AWG 18
2 no grooves	1.5 mm ²	AWG 16
3 no grooves	2.5 mm ²	AWG 14
wide groove	3 mm ²	AWG 12
no groove	4 mm ²	AWG 12

镀金 Gold Plated



Inserts	Product Model	Order No.	Inserts	Product Model	Order No.
Male	EGM-0.37	1 007 06 0000028	Female	EGF-0.37	1 007 07 0000028
	EGM-0.5	1 007 06 0000029		EGF-0.5	1 007 07 0000029
	EGM-0.75	1 007 06 0000030		EGF-0.75	1 007 07 0000030
	EGM-1.0	1 007 06 0000031		EGF-1.0	1 007 07 0000031
	EGM-1.5	1 007 06 0000032		EGF-1.5	1 007 07 0000032
	EGM-2.5	1 007 06 0000033		EGF-2.5	1 007 07 0000033
	EGM-4.0	1 007 06 0000034		EGF-4.0	1 007 07 0000034

→ HD系列 Series

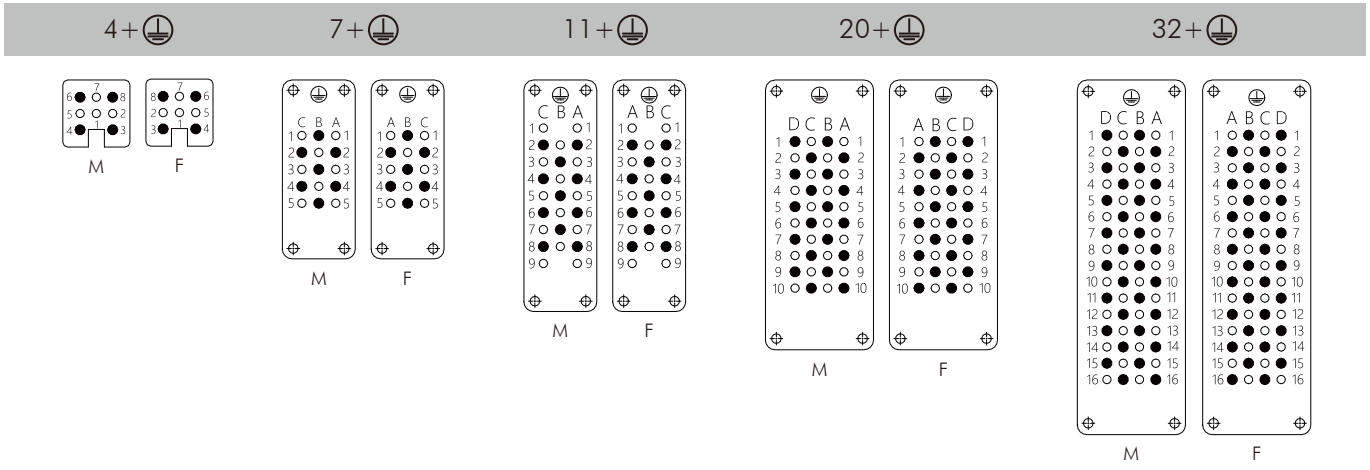
HD调整插针分布可提高工作电压至500V
HD modified contact arrangement up to 500V

HD接插体在装满插针时，在绝缘等级3(C)时，其工作电压可达250V。但其插针分布经过调整，同样在绝缘等级3(C)时，其工作电压允许值可达500V。
The connector series HD equipped with all contacts maybe used for voltage upto 250V at insulation group C, but modified contact loading arrangement permits useupto 500V at insulation group C.

插针分布图 Contact Arrangement View From Termination Side.

● 装有插针的插孔 Working Contact ○ 不装插针的插孔 Without Contact M-公接插体 Male Insert F-母接插体 Female Insert

10A 500V 6KV 3



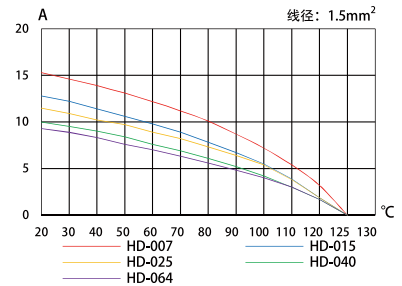
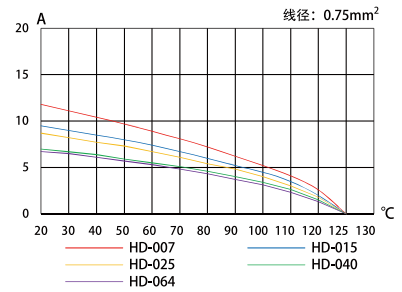
插芯 Inserts 可与框架及其他所有模块产品组合使用 Combination With Hinged Frame and Other Modules Possible.

技术参数 Technical Characteristics

规范	Specifications	DIN EN 60 664 / DIN EN 61 984
插芯	Inserts	
接插件针数	Number Of Contacts	7,8,15,25,40,50(2x25),64,80(2x40),128(2x64)+PE
额定电流 (见负载图)	Rated Current (See Current Carrying Capacity)	10A
额定电压	Rated Voltage	250V
额定脉冲电压	Rated Impulse Voltage	4KV
污染程度2时	Pollution Degree 2	10A 230/400V 4KV
污染程度	Pollution Degree	3
绝缘电阻	Insulation Resistance	$\geq 10^9 \Omega$
材料	Material	聚碳酸酯 Polycarbonate
工作温度范围	Limiting Temperatures	-40°C...+125°C
依据UL 94的阻燃等级	Flammability Acc. To UL 94	V0
据UL/CUL额定电压	Rated Voltage Acc.To UL/CUL	600V
可拔插次数	Mating Cycles	≥ 500
插针	Contacts	
材料	Material	铜合金 Copper Alloy
表面处理	Surface	镀银/镀金 Hard Silver-Plated Hard Gold-Plated
接触电阻	Contact Resistance	$\leq 3m\Omega$
冷压压接	Crimp Termination	
导线规格	Wire Gauge	0.14-2.5mm ² AWG 26-14

电流负载能力
Current Carrying Capacity

电流负载能力所受的限制主要来自包含接插针的接插体可承受的最大温度。
测试和控制过程依据 IEC 60512-3。
The current carrying is limited by maximum temperature of materials for Inserts and contacts including terminals.
Measuring and testing techniques according to IEC 60512-3.



→ HD-7+ ⊕

250V/10A Size 3A 7+ ⊕

匹配 H3A 外壳系列,参见P156-159 For H3A,Hood/Housing Please Refer Page No. P156-159

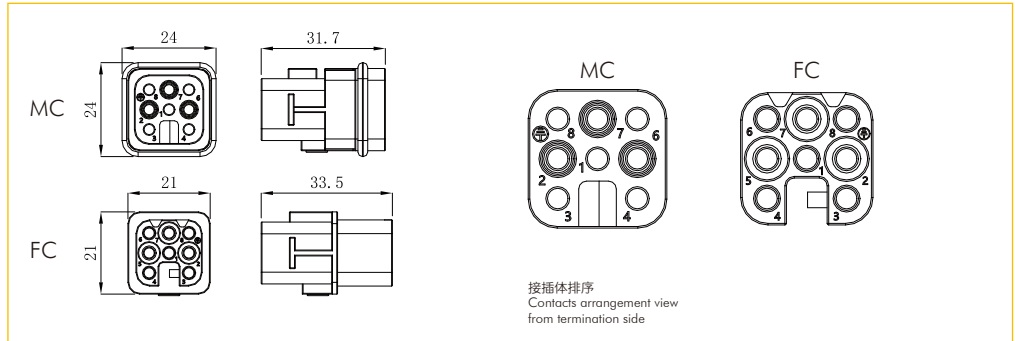
Identification	Product Model	Order No.	Product Model	Order No.
----------------	---------------	-----------	---------------	-----------

冷压连接 / Crimp Termination

HD-007-MC	1 007 03 000065	HD-007-FC	1 007 03 000066
-----------	-----------------	-----------	-----------------



Dimensions mm

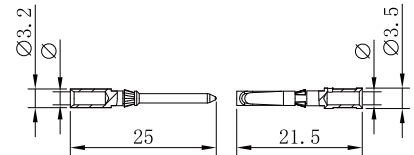


10A冷压针孔 / 10A Crimp Contacts

镀银 Silver Plated



Inserts	Product Model	Order No.	Inserts	Product Model	Order No.
Male	DSM-0.37	1 007 06 000009	Female	DSF-0.37	1 007 07 000009
	DSM-0.5	1 007 06 000010		DSF-0.5	1 007 07 000010
	DSM-0.75	1 007 06 000011		DSF-0.75	1 007 07 000011
	DSM-1.0	1 007 06 000012		DSF-1.0	1 007 07 000012
	DSM-1.5	1 007 06 000013		DSF-1.5	1 007 07 000013
	DSM-2.5	1 007 06 000014		DSF-2.5	1 007 07 000014



Wire gauge		φ	Stripping length
0.14-0.37 mm ²	AWG 26-22	0.9 mm	8 mm
0.5 mm ²	AWG 20	1.1 mm	8 mm
0.75 mm ²	AWG 18	1.3 mm	8 mm
1 mm ²	AWG 18	1.45 mm	8 mm
1.5 mm ²	AWG 16	1.75 mm	8 mm
2.5 mm ²	AWG 14	2.25 mm	6 mm

镀金 Gold Plated



Inserts	Product Model	Order No.	Inserts	Product Model	Order No.
Male	DGM-0.37	1 007 06 000015	Female	DGF-0.37	1 007 07 000015
	DGM-0.5	1 007 06 000016		DGF-0.5	1 007 07 000016
	DGM-0.75	1 007 06 000017		DGF-0.75	1 007 07 000017
	DGM-1.0	1 007 06 000018		DGF-1.0	1 007 07 000018
	DGM-1.5	1 007 06 000019		DGF-1.5	1 007 07 000019
	DGM-2.5	1 007 06 000020		DGF-2.5	1 007 07 000020

→ HD-8

-120V~50V/10A Size 3A 8

匹配 H3A 外壳系列,参见P156-159 For H3A,Hood/Housing Please Refer Page No. P156-159

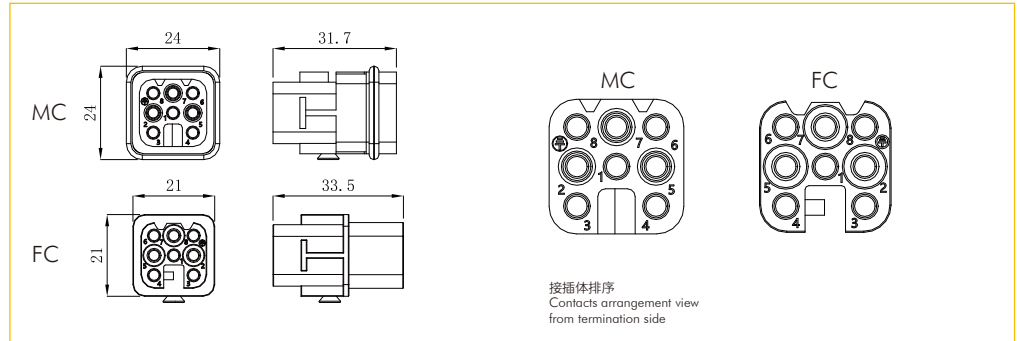
Identification	Product Model	Order No.	Product Model	Order No.
----------------	---------------	-----------	---------------	-----------

冷压连接 / Crimp Termination

HD-008-MC	1 007 03 000067	HD-008-FC	1 007 03 000068
-----------	-----------------	-----------	-----------------



Dimensions mm

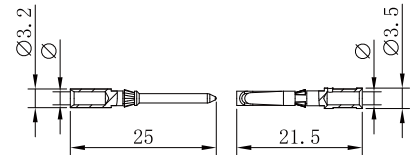


10A冷压针孔 / 10A Crimp Contacts

镀银 Silver Plated



Inserts	Product Model	Order No.	Inserts	Product Model	Order No.
Male	DSM-0.37	1 007 06 000009	Female	DSF-0.37	1 007 07 000009
	DSM-0.5	1 007 06 000010		DSF-0.5	1 007 07 000010
	DSM-0.75	1 007 06 000011		DSF-0.75	1 007 07 000011
	DSM-1.0	1 007 06 000012		DSF-1.0	1 007 07 000012
	DSM-1.5	1 007 06 000013		DSF-1.5	1 007 07 000013
	DSM-2.5	1 007 06 000014		DSF-2.5	1 007 07 000014



Wire gauge		φ	Stripping length
0.14-0.37 mm ²	AWG 26-22	0.9 mm	8 mm
0.5 mm ²	AWG 20	1.1 mm	8 mm
0.75 mm ²	AWG 18	1.3 mm	8 mm
1 mm ²	AWG 18	1.45 mm	8 mm
1.5 mm ²	AWG 16	1.75 mm	8 mm
2.5 mm ²	AWG 14	2.25 mm	6 mm

镀金 Gold Plated



Inserts	Product Model	Order No.	Inserts	Product Model	Order No.
Male	DGM-0.37	1 007 06 000015	Female	DGF-0.37	1 007 07 000015
	DGM-0.5	1 007 06 000016		DGF-0.5	1 007 07 000016
	DGM-0.75	1 007 06 000017		DGF-0.75	1 007 07 000017
	DGM-1.0	1 007 06 000018		DGF-1.0	1 007 07 000018
	DGM-1.5	1 007 06 000019		DGF-1.5	1 007 07 000019
	DGM-2.5	1 007 06 000020		DGF-2.5	1 007 07 000020

→ HD-15+ ⊕

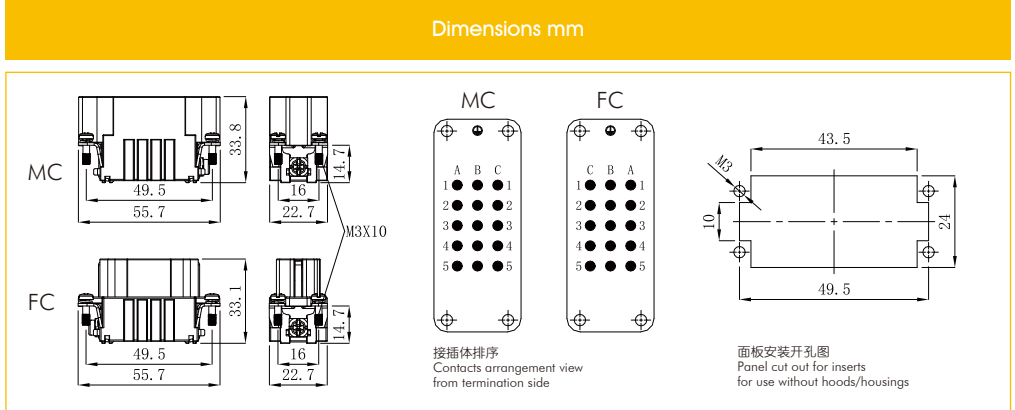
250V/10A Size 10A 15+ ⊕

匹配 H10A 外壳系列,参见P160-161 For H10A,Hood/Housing Please Refer Page No. P160-161

Identification	Product Model	Order No.	Product Model	Order No.
----------------	---------------	-----------	---------------	-----------

冷压连接 / Crimp Termination

HD-015-MC	1 007 03 000069	HD-015-FC	1 007 03 000070
-----------	-----------------	-----------	-----------------

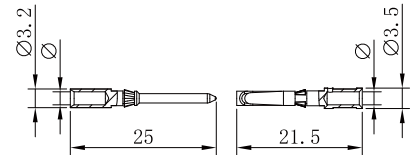


10A冷压针孔 / 10A Crimp Contacts

镀银 Silver Plated



Inserts	Product Model	Order No.	Inserts	Product Model	Order No.
Male	DSM-0.37	1 007 06 000009	Female	DSF-0.37	1 007 07 000009
	DSM-0.5	1 007 06 000010		DSF-0.5	1 007 07 000010
	DSM-0.75	1 007 06 000011		DSF-0.75	1 007 07 000011
	DSM-1.0	1 007 06 000012		DSF-1.0	1 007 07 000012
	DSM-1.5	1 007 06 000013		DSF-1.5	1 007 07 000013
	DSM-2.5	1 007 06 000014		DSF-2.5	1 007 07 000014



Wire gauge		φ	Stripping length
0.14-0.37 mm ²	AWG 26-22	0.9 mm	8 mm
0.5 mm ²	AWG 20	1.1 mm	8 mm
0.75 mm ²	AWG 18	1.3 mm	8 mm
1 mm ²	AWG 18	1.45 mm	8 mm
1.5 mm ²	AWG 16	1.75 mm	8 mm
2.5 mm ²	AWG 14	2.25 mm	6 mm

镀金 Gold Plated



Inserts	Product Model	Order No.	Inserts	Product Model	Order No.
Male	DGM-0.37	1 007 06 000015	Female	DGF-0.37	1 007 07 000015
	DGM-0.5	1 007 06 000016		DGF-0.5	1 007 07 000016
	DGM-0.75	1 007 06 000017		DGF-0.75	1 007 07 000017
	DGM-1.0	1 007 06 000018		DGF-1.0	1 007 07 000018
	DGM-1.5	1 007 06 000019		DGF-1.5	1 007 07 000019
	DGM-2.5	1 007 06 000020		DGF-2.5	1 007 07 000020

→ HD-25+ ⊕

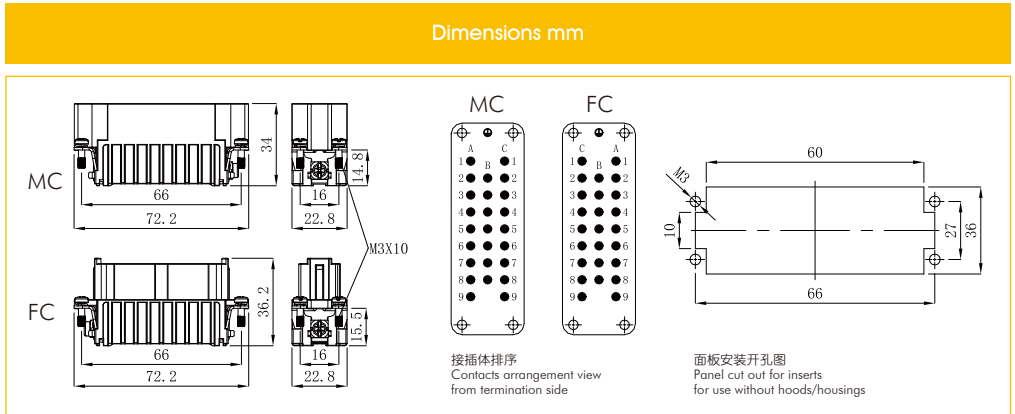
250V/10A Size 16A 25+ ⊕

匹配 H16A 外壳系列, 参见P162-163 For H16A, Hood/Housing Please Refer Page No. P162-163

Identification	Product Model	Order No.	Product Model	Order No.
----------------	---------------	-----------	---------------	-----------

冷压连接 / Crimp Termination

HD-025-MC	1 007 03 0000071	HD-025-FC	1 007 03 0000072
-----------	------------------	-----------	------------------

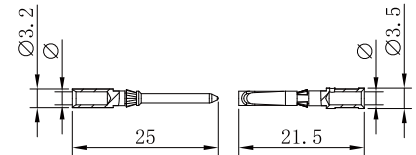


10A冷压针孔 / 10A Crimp Contacts

镀银 Silver Plated



Inserts	Product Model	Order No.	Inserts	Product Model	Order No.
Male	DSM-0.37	1 007 06 0000009	Female	DSF-0.37	1 007 07 0000009
	DSM-0.5	1 007 06 0000010		DSF-0.5	1 007 07 0000010
	DSM-0.75	1 007 06 0000011		DSF-0.75	1 007 07 0000011
	DSM-1.0	1 007 06 0000012		DSF-1.0	1 007 07 0000012
	DSM-1.5	1 007 06 0000013		DSF-1.5	1 007 07 0000013
	DSM-2.5	1 007 06 0000014		DSF-2.5	1 007 07 0000014



Wire gauge		φ	Stripping length
0.14-0.37 mm ²	AWG 26-22	0.9 mm	8 mm
0.5 mm ²	AWG 20	1.1 mm	8 mm
0.75 mm ²	AWG 18	1.3 mm	8 mm
1 mm ²	AWG 18	1.45 mm	8 mm
1.5 mm ²	AWG 16	1.75 mm	8 mm
2.5 mm ²	AWG 14	2.25 mm	6 mm

镀金 Gold Plated



Inserts	Product Model	Order No.	Inserts	Product Model	Order No.
Male	DGM-0.37	1 007 06 0000015	Female	DGF-0.37	1 007 07 0000015
	DGM-0.5	1 007 06 0000016		DGF-0.5	1 007 07 0000016
	DGM-0.75	1 007 06 0000017		DGF-0.75	1 007 07 0000017
	DGM-1.0	1 007 06 0000018		DGF-1.0	1 007 07 0000018
	DGM-1.5	1 007 06 0000019		DGF-1.5	1 007 07 0000019
	DGM-2.5	1 007 06 0000020		DGF-2.5	1 007 07 0000020

→ HD-40+ ⊕

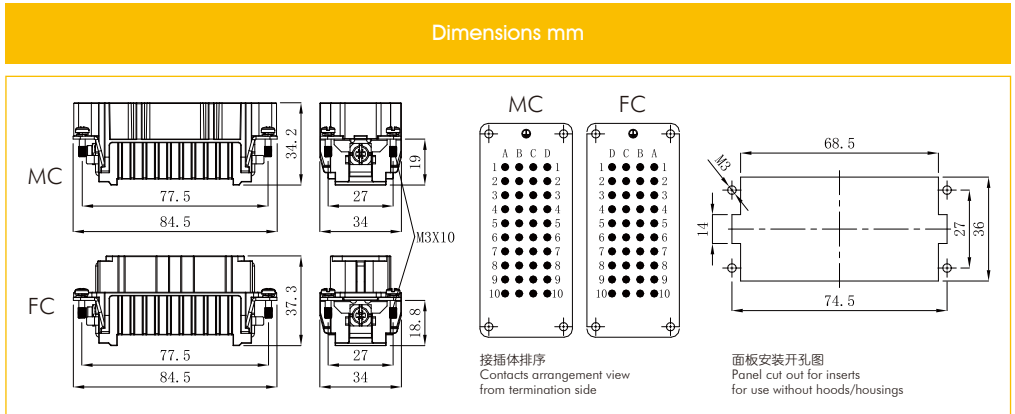
250V/10A Size 16B 40+ ⊕

匹配 H16B 外壳系列, 参见P179-187 For H16B, Hood/Housing Please Refer Page No. P179-187

Identification	Product Model	Order No.	Product Model	Order No.
----------------	---------------	-----------	---------------	-----------

冷压连接 / Crimp Termination

HD-040-MC	1 007 03 000073	HD-040-FC	1 007 03 000074
-----------	-----------------	-----------	-----------------

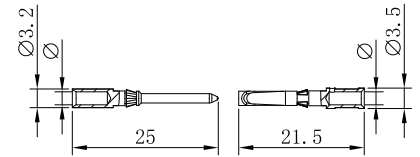


10A冷压针孔 / 10A Crimp Contacts

镀银 Silver Plated



Inserts	Product Model	Order No.	Inserts	Product Model	Order No.
Male	DSM-0.37	1 007 06 000009	Female	DSF-0.37	1 007 07 000009
	DSM-0.5	1 007 06 000010		DSF-0.5	1 007 07 000010
	DSM-0.75	1 007 06 000011		DSF-0.75	1 007 07 000011
	DSM-1.0	1 007 06 000012		DSF-1.0	1 007 07 000012
	DSM-1.5	1 007 06 000013		DSF-1.5	1 007 07 000013
	DSM-2.5	1 007 06 000014		DSF-2.5	1 007 07 000014



镀金 Gold Plated



Inserts	Product Model	Order No.	Inserts	Product Model	Order No.
Male	DGM-0.37	1 007 06 000015	Female	DGF-0.37	1 007 07 000015
	DGM-0.5	1 007 06 000016		DGF-0.5	1 007 07 000016
	DGM-0.75	1 007 06 000017		DGF-0.75	1 007 07 000017
	DGM-1.0	1 007 06 000018		DGF-1.0	1 007 07 000018
	DGM-1.5	1 007 06 000019		DGF-1.5	1 007 07 000019
	DGM-2.5	1 007 06 000020		DGF-2.5	1 007 07 000020

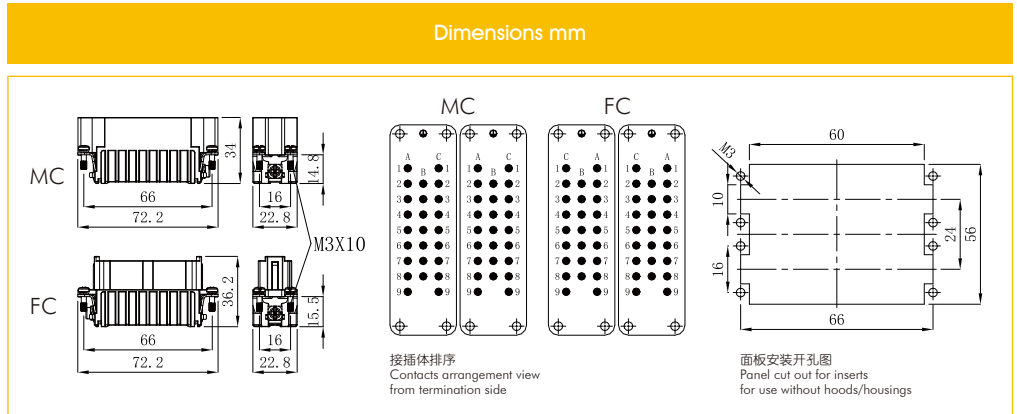
Wire gauge		φ	Stripping length
0.14-0.37 mm ²	AWG 26-22	0.9 mm	8 mm
0.5 mm ²	AWG 20	1.1 mm	8 mm
0.75 mm ²	AWG 18	1.3 mm	8 mm
1 mm ²	AWG 18	1.45 mm	8 mm
1.5 mm ²	AWG 16	1.75 mm	8 mm
2.5 mm ²	AWG 14	2.25 mm	6 mm

→ HD-50+ ⊕

250V/10A Size 32A 50+ ⊕

匹配 H32A 外壳系列, 参见P164-165 For H32A, Hood/Housing Please Refer Page No. P164-165

Identification	Product Model	Order No.	Product Model	Order No.
冷压连接 / Crimp Termination	HD-025-MC	1 007 03 0000071	HD-025-FC	1 007 03 0000072
	HD-050-MC(26-50)	1 007 03 0000075	HD-050-FC(26-50)	1 007 03 0000076

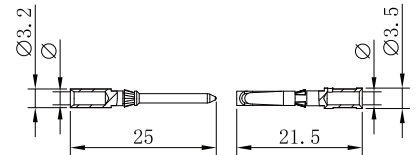


10A冷压针孔 / 10A Crimp Contacts

镀银 Silver Plated



Inserts	Product Model	Order No.	Inserts	Product Model	Order No.
Male	DSM-0.37	1 007 06 0000009	Female	DSF-0.37	1 007 07 0000009
	DSM-0.5	1 007 06 0000010		DSF-0.5	1 007 07 0000010
	DSM-0.75	1 007 06 0000011		DSF-0.75	1 007 07 0000011
	DSM-1.0	1 007 06 0000012		DSF-1.0	1 007 07 0000012
	DSM-1.5	1 007 06 0000013		DSF-1.5	1 007 07 0000013
	DSM-2.5	1 007 06 0000014		DSF-2.5	1 007 07 0000014



镀金 Gold Plated



Inserts	Product Model	Order No.	Inserts	Product Model	Order No.
Male	DGM-0.37	1 007 06 0000015	Female	DGF-0.37	1 007 07 0000015
	DGM-0.5	1 007 06 0000016		DGF-0.5	1 007 07 0000016
	DGM-0.75	1 007 06 0000017		DGF-0.75	1 007 07 0000017
	DGM-1.0	1 007 06 0000018		DGF-1.0	1 007 07 0000018
	DGM-1.5	1 007 06 0000019		DGF-1.5	1 007 07 0000019
	DGM-2.5	1 007 06 0000020		DGF-2.5	1 007 07 0000020

Wire gauge		φ	Stripping length
0.14-0.37 mm ²	AWG 26-22	0.9 mm	8 mm
0.5 mm ²	AWG 20	1.1 mm	8 mm
0.75 mm ²	AWG 18	1.3 mm	8 mm
1 mm ²	AWG 18	1.45 mm	8 mm
1.5 mm ²	AWG 16	1.75 mm	8 mm
2.5 mm ²	AWG 14	2.25 mm	6 mm

→ HD-64+ ⊕

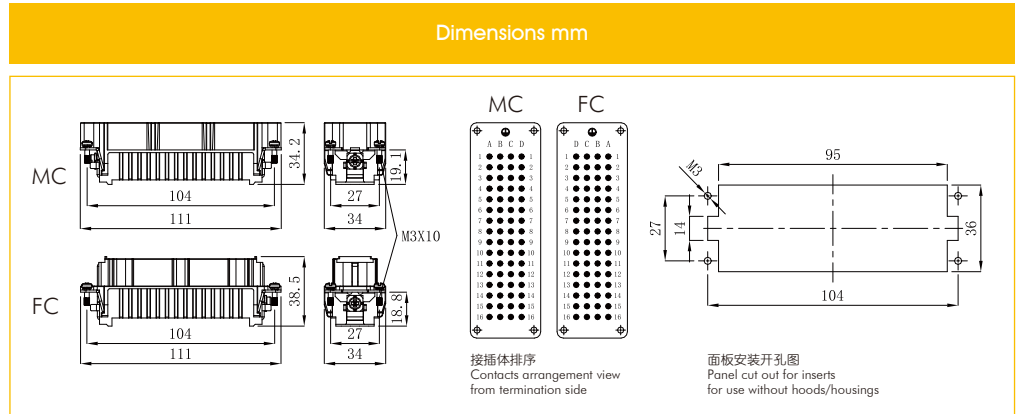
250V/10A Size 24B 64+ ⊕

匹配 H24B 外壳系列,参见P188-197 For H24B,Hood/Housing Please Refer Page No. P188-197

Identification	Product Model	Order No.	Product Model	Order No.
----------------	---------------	-----------	---------------	-----------

冷压连接 / Crimp Termination

HD-064-MC	1 007 03 000077	HD-064-FC	1 007 03 000078
-----------	-----------------	-----------	-----------------

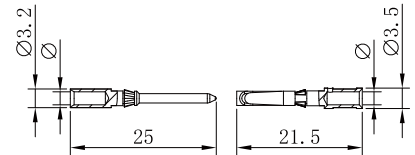


10A冷压针孔 / 10A Crimp Contacts

镀银 Silver Plated



Inserts	Product Model	Order No.	Inserts	Product Model	Order No.
Male	DSM-0.37	1 007 06 000009	Female	DSF-0.37	1 007 07 000009
	DSM-0.5	1 007 06 000010		DSF-0.5	1 007 07 000010
	DSM-0.75	1 007 06 000011		DSF-0.75	1 007 07 000011
	DSM-1.0	1 007 06 000012		DSF-1.0	1 007 07 000012
	DSM-1.5	1 007 06 000013		DSF-1.5	1 007 07 000013
	DSM-2.5	1 007 06 000014		DSF-2.5	1 007 07 000014



Wire gauge		φ	Stripping length
0.14-0.37 mm ²	AWG 26-22	0.9 mm	8 mm
0.5 mm ²	AWG 20	1.1 mm	8 mm
0.75 mm ²	AWG 18	1.3 mm	8 mm
1 mm ²	AWG 18	1.45 mm	8 mm
1.5 mm ²	AWG 16	1.75 mm	8 mm
2.5 mm ²	AWG 14	2.25 mm	6 mm

镀金 Gold Plated



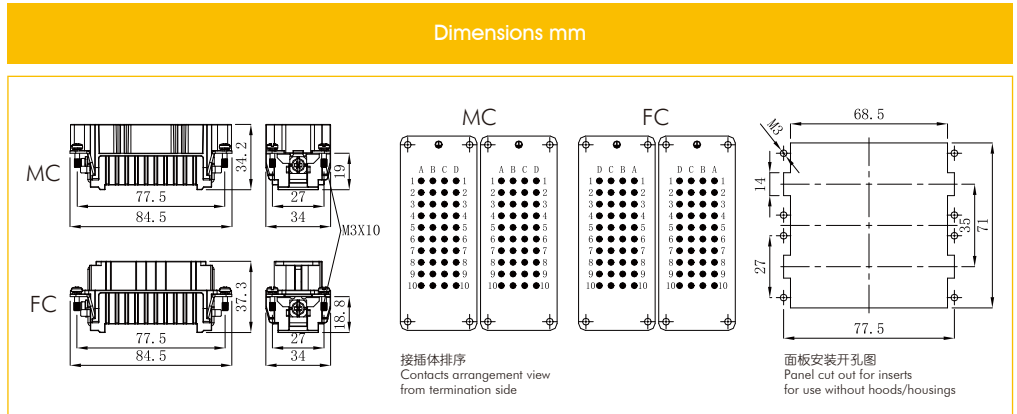
Inserts	Product Model	Order No.	Inserts	Product Model	Order No.
Male	DGM-0.37	1 007 06 000015	Female	DGF-0.37	1 007 07 000015
	DGM-0.5	1 007 06 000016		DGF-0.5	1 007 07 000016
	DGM-0.75	1 007 06 000017		DGF-0.75	1 007 07 000017
	DGM-1.0	1 007 06 000018		DGF-1.0	1 007 07 000018
	DGM-1.5	1 007 06 000019		DGF-1.5	1 007 07 000019
	DGM-2.5	1 007 06 000020		DGF-2.5	1 007 07 000020

→ HD-80+ ⊕

250V/10A Size 32B 80+ ⊕

匹配 H32B 外壳系列,参见P198-201 For H32B,Hood/Housing Please Refer Page No. P198-201

Identification	Product Model	Order No.	Product Model	Order No.
冷压连接 / Crimp Termination	HD-040-MC	1 007 03 0000073	HD-040-FC	1 007 03 0000074
	HD-080-MC(41-80)	1 007 03 0000079	HD-080-FC(41-80)	1 007 03 0000080

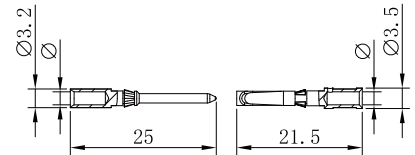


10A冷压针孔 / 10A Crimp Contacts

镀银 Silver Plated



Inserts	Product Model	Order No.	Inserts	Product Model	Order No.
Male	DSM-0.37	1 007 06 0000009	Female	DSF-0.37	1 007 07 0000009
	DSM-0.5	1 007 06 0000010		DSF-0.5	1 007 07 0000010
	DSM-0.75	1 007 06 0000011		DSF-0.75	1 007 07 0000011
	DSM-1.0	1 007 06 0000012		DSF-1.0	1 007 07 0000012
	DSM-1.5	1 007 06 0000013		DSF-1.5	1 007 07 0000013
	DSM-2.5	1 007 06 0000014		DSF-2.5	1 007 07 0000014



镀金 Gold Plated



Inserts	Product Model	Order No.	Inserts	Product Model	Order No.
Male	DGM-0.37	1 007 06 0000015	Female	DGF-0.37	1 007 07 0000015
	DGM-0.5	1 007 06 0000016		DGF-0.5	1 007 07 0000016
	DGM-0.75	1 007 06 0000017		DGF-0.75	1 007 07 0000017
	DGM-1.0	1 007 06 0000018		DGF-1.0	1 007 07 0000018
	DGM-1.5	1 007 06 0000019		DGF-1.5	1 007 07 0000019
	DGM-2.5	1 007 06 0000020		DGF-2.5	1 007 07 0000020

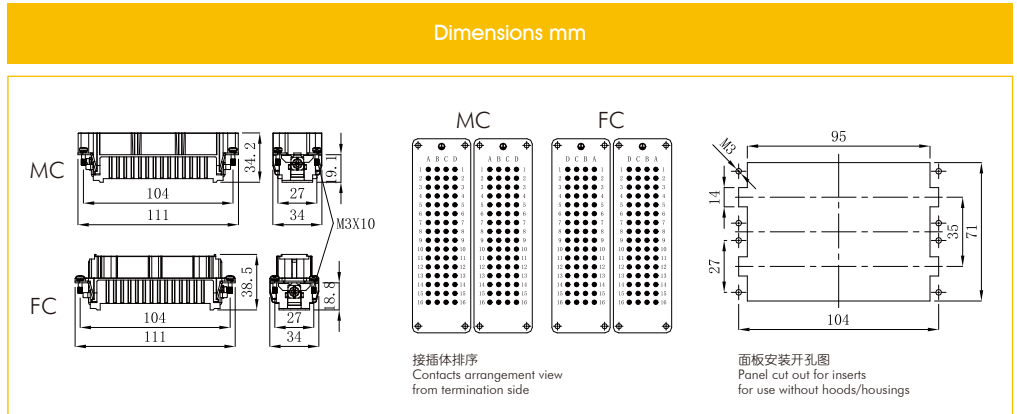
Wire gauge		φ	Stripping length
0.14-0.37 mm ²	AWG 26-22	0.9 mm	8 mm
0.5 mm ²	AWG 20	1.1 mm	8 mm
0.75 mm ²	AWG 18	1.3 mm	8 mm
1 mm ²	AWG 18	1.45 mm	8 mm
1.5 mm ²	AWG 16	1.75 mm	8 mm
2.5 mm ²	AWG 14	2.25 mm	6 mm

→ HD-128+ ⊕

250V/10A Size 48B 128+ ⊕

匹配 H48B 外壳系列,参见P202-203 For H48B,Hood/Housing Please Refer Page No. P202-203

Identification	Product Model	Order No.	Product Model	Order No.
冷压连接 / Crimp Termination	HD-064-MC	1 007 03 0000077	HD-064-FC	1 007 03 0000078
	HD-128-MC(65-128)	1 007 03 0000081	HD-128-FC(65-128)	1 007 03 0000082

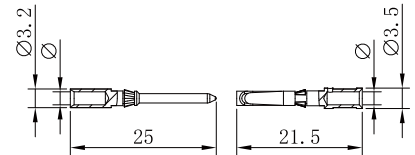


10A冷压针孔 / 10A Crimp Contacts

镀银 Silver Plated



Inserts			Inserts		
Product Model	Order No.	Product Model	Order No.	Product Model	Order No.
Male	DSM-0.37	1 007 06 0000009	Female	DSF-0.37	1 007 07 0000009
	DSM-0.5	1 007 06 0000010		DSF-0.5	1 007 07 0000010
	DSM-0.75	1 007 06 0000011		DSF-0.75	1 007 07 0000011
	DSM-1.0	1 007 06 0000012		DSF-1.0	1 007 07 0000012
	DSM-1.5	1 007 06 0000013		DSF-1.5	1 007 07 0000013
	DSM-2.5	1 007 06 0000014		DSF-2.5	1 007 07 0000014



Wire gauge		φ	Stripping length
0.14-0.37 mm ²	AWG 26-22	0.9 mm	8 mm
0.5 mm ²	AWG 20	1.1 mm	8 mm
0.75 mm ²	AWG 18	1.3 mm	8 mm
1 mm ²	AWG 18	1.45 mm	8 mm
1.5 mm ²	AWG 16	1.75 mm	8 mm
2.5 mm ²	AWG 14	2.25 mm	6 mm

镀金 Gold Plated



Inserts			Inserts		
Product Model	Order No.	Product Model	Order No.	Product Model	Order No.
Male	DGM-0.37	1 007 06 0000015	Female	DGF-0.37	1 007 07 0000015
	DGM-0.5	1 007 06 0000016		DGF-0.5	1 007 07 0000016
	DGM-0.75	1 007 06 0000017		DGF-0.75	1 007 07 0000017
	DGM-1.0	1 007 06 0000018		DGF-1.0	1 007 07 0000018
	DGM-1.5	1 007 06 0000019		DGF-1.5	1 007 07 0000019
	DGM-2.5	1 007 06 0000020		DGF-2.5	1 007 07 0000020

→ HDD 系列 Series

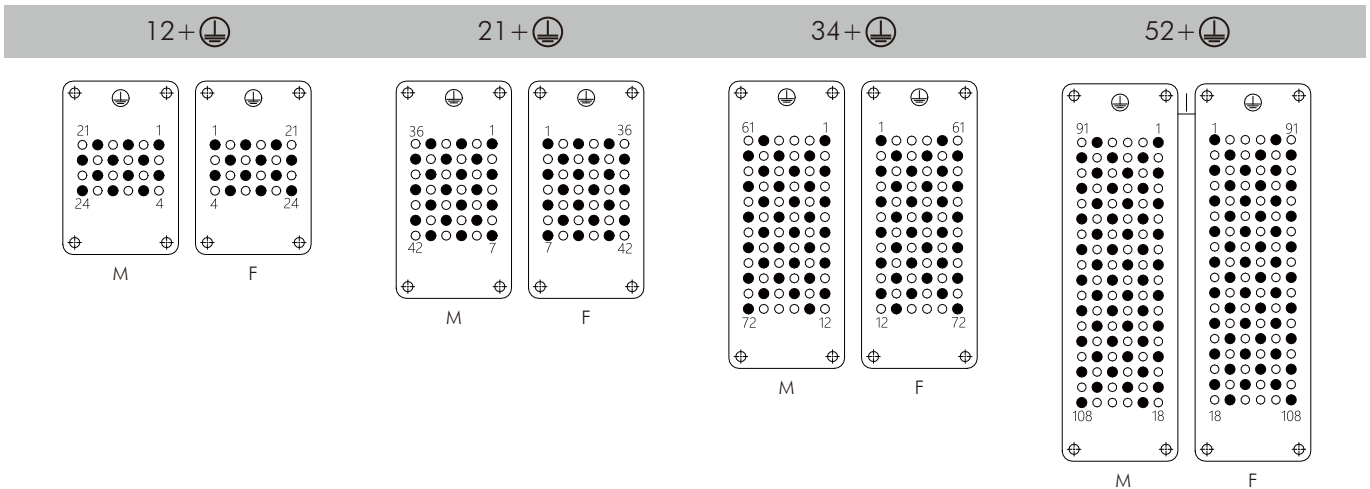
HDD调整插针分布可提高工作电压至500V
HDD modified contact arrangement up to 500V

HDD接插体在装满插针时，在绝缘等级3(C)时，其工作电压可达250V。但其插针分布经过调整，同样在绝缘等级3(C)时，其工作电压允许值可达500V。
The connector series HDD equipped with all contacts maybe used for voltage upto 250V at insulation group C, but modified contact loading arrangement permits useupto 500V at insulation group C.

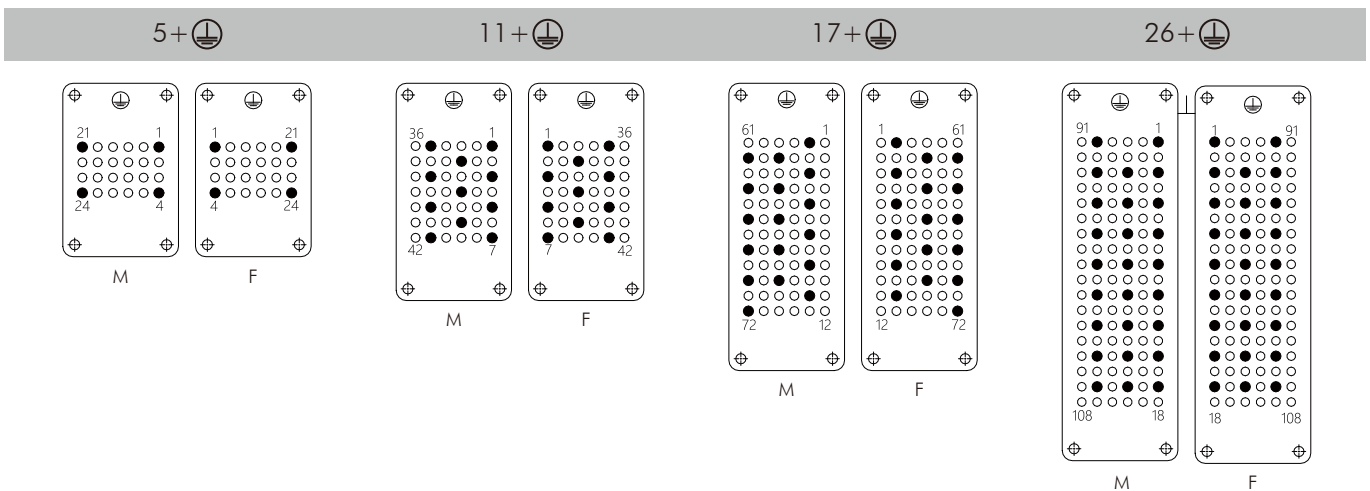
插针分布图 Contact Arrangement View From Termination Side.

● 装有插针的插孔 Working Contact ○ 不装插针的插孔 Without Contact M-公接插体 Male Insert F-母接插体 Female Insert

10A 400V 6KV 3



10A 500V 6KV 3



插芯 Inserts 可与框架及其他所有模块产品组合使用 Combination With Hinged Frame and Other Modules Possible.

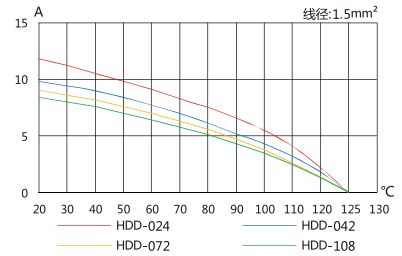
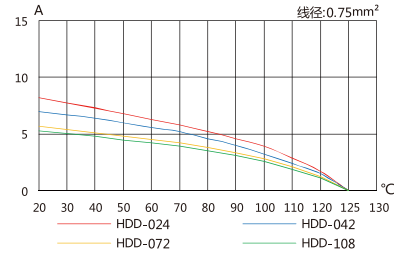
技术参数 Technical Characteristics

规范	Specifications	DIN EN 60 664 / DIN EN 61 984
插芯	Inserts	
接插件针数	Number Of Contacts	24,42,72,108,144(2x72),216(2x108)+PE
额定电流 (见负载图)	Rated Current (See Current Carrying Capacity)	10A
额定电压	Rated Voltage	250V
额定脉冲电压	Rated Impulse Voltage	4KV
污染程度2时	Pollution Degree 2	10A 230/400V 4KV
污染程度	Pollution Degree	3
绝缘电阻	Insulation Resistance	$\geq 10^9 \Omega$
材料	Material	聚碳酸酯 Polycarbonate
工作温度范围	Limiting Temperatures	-40°C...+125°C
依据UL 94的阻燃等级	Flammability Acc. To UL 94	V0
据UL/CUL额定电压	Rated Voltage Acc.To UL/CUL	600V
可拔插次数	Mating Cycles	≥ 500
插针	Contacts	
材料	Material	铜合金 Copper Alloy
表面处理	Surface	镀银/镀金 Hard Silver-Plated Hard Gold-Plated
接触电阻	Contact Resistance	$\leq 3m\Omega$
冷压压接	Crimp Termination	
导线规格	Wire Gauge	0.14-2.5mm ² AWG 26-14

电流负载能力 Current Carrying Capacity

电流负载能力所受的限制主要来自包含接插针的接插体可承受的最大温度。
测试和控制过程依据 IEC 60512-3。

The current carrying is limited by maximum temperature of materials for Inserts and contacts including terminals.
Measuring and testing techniques according to IEC 60512-3.



→ HDD-24+ ⊕

250V/10A Size 6B 24+ ⊕

匹配 H6B 外壳系列,参见P66-169 For H6B,Hood/Housing Please Refer Page No. P166-169

Identification	Product Model	Order No.	Product Model	Order No.
----------------	---------------	-----------	---------------	-----------

冷压连接 / Crimp Termination

HDD-024-MC	1 007 03 0000083	HDD-024-FC	1 007 03 0000084
------------	------------------	------------	------------------



Dimensions mm

接插体排序
Contacts arrangement view from termination side

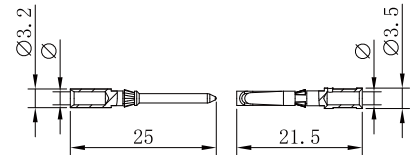
面板安装开孔图
Panel cut out for inserts for use without hoods/housings

10A冷压针孔 / 10A Crimp Contacts

镀银 Silver Plated



Inserts	Product Model	Order No.	Inserts	Product Model	Order No.
Male	DSM-0.37	1 007 06 0000009	Female	DSF-0.37	1 007 07 0000009
	DSM-0.5	1 007 06 0000010		DSF-0.5	1 007 07 0000010
	DSM-0.75	1 007 06 0000011		DSF-0.75	1 007 07 0000011
	DSM-1.0	1 007 06 0000012		DSF-1.0	1 007 07 0000012
	DSM-1.5	1 007 06 0000013		DSF-1.5	1 007 07 0000013
	DSM-2.5	1 007 06 0000014		DSF-2.5	1 007 07 0000014



Wire gauge		φ	Stripping length
0.14-0.37 mm ²	AWG 26-22	0.9 mm	8 mm
0.5 mm ²	AWG 20	1.1 mm	8 mm
0.75 mm ²	AWG 18	1.3 mm	8 mm
1 mm ²	AWG 18	1.45 mm	8 mm
1.5 mm ²	AWG 16	1.75 mm	8 mm
2.5 mm ²	AWG 14	2.25 mm	6 mm

镀金 Gold Plated



Inserts	Product Model	Order No.	Inserts	Product Model	Order No.
Male	DGM-0.37	1 007 06 0000015	Female	DGF-0.37	1 007 07 0000015
	DGM-0.5	1 007 06 0000016		DGF-0.5	1 007 07 0000016
	DGM-0.75	1 007 06 0000017		DGF-0.75	1 007 07 0000017
	DGM-1.0	1 007 06 0000018		DGF-1.0	1 007 07 0000018
	DGM-1.5	1 007 06 0000019		DGF-1.5	1 007 07 0000019
	DGM-2.5	1 007 06 0000020		DGF-2.5	1 007 07 0000020

→ HDD-42+ ⊕

250V/10A Size 10B 42+ ⊕

匹配 H10B 外壳系列, 参见P170-178 For H10B, Hood/Housing Please Refer Page No. P170-178

Identification	Product Model	Order No.	Product Model	Order No.
----------------	---------------	-----------	---------------	-----------

冷压连接 / Crimp Termination

HDD-042-MC	1 007 03 0000085	HDD-042-FC	1 007 03 0000086
------------	------------------	------------	------------------



Dimensions mm

接插体排序
Contacts arrangement view from termination side

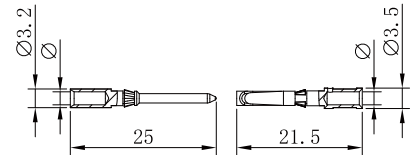
面板安装开孔图
Panel cut out for inserts for use without hoods/housings

10A冷压针孔 / 10A Crimp Contacts

镀银 Silver Plated



Inserts	Product Model	Order No.	Inserts	Product Model	Order No.
Male	DSM-0.37	1 007 06 0000009	Female	DSF-0.37	1 007 07 0000009
	DSM-0.5	1 007 06 0000010		DSF-0.5	1 007 07 0000010
	DSM-0.75	1 007 06 0000011		DSF-0.75	1 007 07 0000011
	DSM-1.0	1 007 06 0000012		DSF-1.0	1 007 07 0000012
	DSM-1.5	1 007 06 0000013		DSF-1.5	1 007 07 0000013
	DSM-2.5	1 007 06 0000014		DSF-2.5	1 007 07 0000014



Wire gauge		φ	Stripping length
0.14-0.37 mm ²	AWG 26-22	0.9 mm	8 mm
0.5 mm ²	AWG 20	1.1 mm	8 mm
0.75 mm ²	AWG 18	1.3 mm	8 mm
1 mm ²	AWG 18	1.45 mm	8 mm
1.5 mm ²	AWG 16	1.75 mm	8 mm
2.5 mm ²	AWG 14	2.25 mm	6 mm

镀金 Gold Plated



Inserts	Product Model	Order No.	Inserts	Product Model	Order No.
Male	DGM-0.37	1 007 06 0000015	Female	DGF-0.37	1 007 07 0000015
	DGM-0.5	1 007 06 0000016		DGF-0.5	1 007 07 0000016
	DGM-0.75	1 007 06 0000017		DGF-0.75	1 007 07 0000017
	DGM-1.0	1 007 06 0000018		DGF-1.0	1 007 07 0000018
	DGM-1.5	1 007 06 0000019		DGF-1.5	1 007 07 0000019
	DGM-2.5	1 007 06 0000020		DGF-2.5	1 007 07 0000020

→ HDD-72+ ⊕

250V/10A Size 16B 72+ ⊕

匹配 H16B 外壳系列, 参见P179-187 For H16B, Hood/Housing Please Refer Page No. P179-187

Identification	Product Model	Order No.	Product Model	Order No.
----------------	---------------	-----------	---------------	-----------

冷压连接 / Crimp Termination

HDD-072-MC	1 007 03 0000087	HDD-072-FC	1 007 03 0000088
------------	------------------	------------	------------------



Dimensions mm

接插体排序
Contacts arrangement view
from termination side

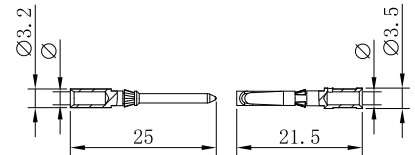
面板安装开孔图
Panel cut out for inserts
for use without hoods/housings

10A冷压针孔 / 10A Crimp Contacts

镀银 Silver Plated



Inserts	Product Model	Order No.	Inserts	Product Model	Order No.
Male	DSM-0.37	1 007 06 0000009	Female	DSF-0.37	1 007 07 0000009
	DSM-0.5	1 007 06 0000010		DSF-0.5	1 007 07 0000010
	DSM-0.75	1 007 06 0000011		DSF-0.75	1 007 07 0000011
	DSM-1.0	1 007 06 0000012		DSF-1.0	1 007 07 0000012
	DSM-1.5	1 007 06 0000013		DSF-1.5	1 007 07 0000013
	DSM-2.5	1 007 06 0000014		DSF-2.5	1 007 07 0000014



Wire gauge		φ	Stripping length
0.14-0.37 mm ²	AWG 26-22	0.9 mm	8 mm
0.5 mm ²	AWG 20	1.1 mm	8 mm
0.75 mm ²	AWG 18	1.3 mm	8 mm
1 mm ²	AWG 18	1.45 mm	8 mm
1.5 mm ²	AWG 16	1.75 mm	8 mm
2.5 mm ²	AWG 14	2.25 mm	6 mm

镀金 Gold Plated



Inserts	Product Model	Order No.	Inserts	Product Model	Order No.
Male	DGM-0.37	1 007 06 0000015	Female	DGF-0.37	1 007 07 0000015
	DGM-0.5	1 007 06 0000016		DGF-0.5	1 007 07 0000016
	DGM-0.75	1 007 06 0000017		DGF-0.75	1 007 07 0000017
	DGM-1.0	1 007 06 0000018		DGF-1.0	1 007 07 0000018
	DGM-1.5	1 007 06 0000019		DGF-1.5	1 007 07 0000019
	DGM-2.5	1 007 06 0000020		DGF-2.5	1 007 07 0000020

→ HDD-108+ ⊕

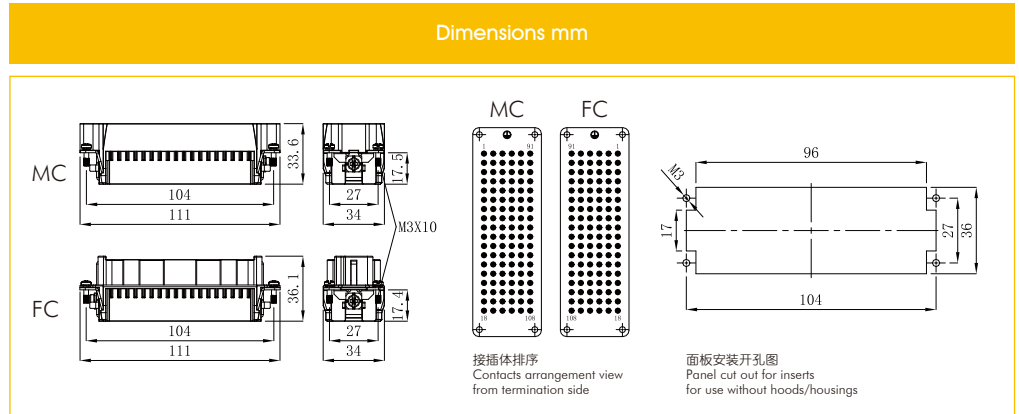
250V/10A Size 24B 108+ ⊕

匹配 H24B 外壳系列, 参见P188-197 For H24B, Hood/Housing Please Refer Page No. P188-197

Identification	Product Model	Order No.	Product Model	Order No.
----------------	---------------	-----------	---------------	-----------

冷压连接 / Crimp Termination

HDD-108-MC	1 007 03 0000089	HDD-108-FC	1 007 03 0000090
------------	------------------	------------	------------------

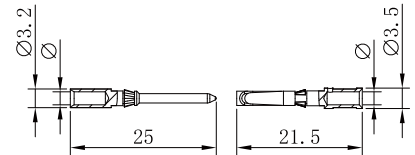


10A冷压针孔 / 10A Crimp Contacts

镀银 Silver Plated



Inserts	Product Model	Order No.	Inserts	Product Model	Order No.
Male	DSM-0.37	1 007 06 0000009	Female	DSF-0.37	1 007 07 0000009
	DSM-0.5	1 007 06 0000010		DSF-0.5	1 007 07 0000010
	DSM-0.75	1 007 06 0000011		DSF-0.75	1 007 07 0000011
	DSM-1.0	1 007 06 0000012		DSF-1.0	1 007 07 0000012
	DSM-1.5	1 007 06 0000013		DSF-1.5	1 007 07 0000013
	DSM-2.5	1 007 06 0000014		DSF-2.5	1 007 07 0000014



Wire gauge		φ	Stripping length
0.14-0.37 mm ²	AWG 26-22	0.9 mm	8 mm
0.5 mm ²	AWG 20	1.1 mm	8 mm
0.75 mm ²	AWG 18	1.3 mm	8 mm
1 mm ²	AWG 18	1.45 mm	8 mm
1.5 mm ²	AWG 16	1.75 mm	8 mm
2.5 mm ²	AWG 14	2.25 mm	6 mm

镀金 Gold Plated



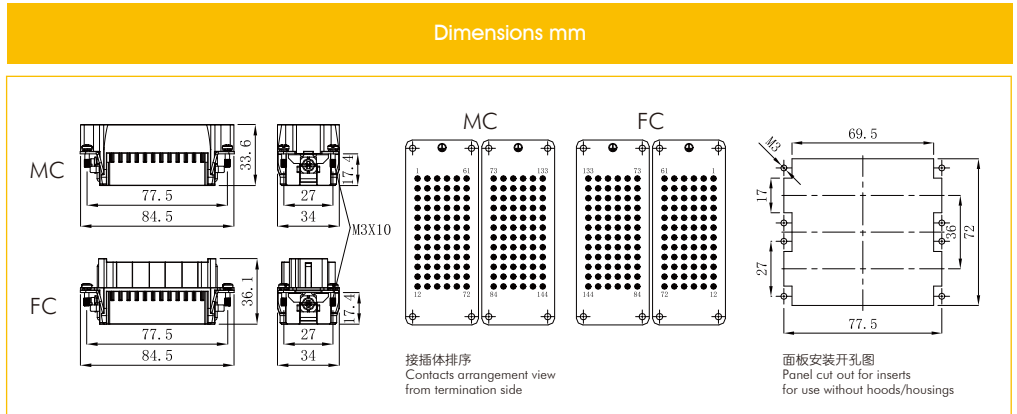
Inserts	Product Model	Order No.	Inserts	Product Model	Order No.
Male	DGM-0.37	1 007 06 0000015	Female	DGF-0.37	1 007 07 0000015
	DGM-0.5	1 007 06 0000016		DGF-0.5	1 007 07 0000016
	DGM-0.75	1 007 06 0000017		DGF-0.75	1 007 07 0000017
	DGM-1.0	1 007 06 0000018		DGF-1.0	1 007 07 0000018
	DGM-1.5	1 007 06 0000019		DGF-1.5	1 007 07 0000019
	DGM-2.5	1 007 06 0000020		DGF-2.5	1 007 07 0000020

→ HDD-144+ ⊕

250V/10A Size 32B 144+ ⊕

匹配 H32B 外壳系列,参见P198-201 For H32B,Hood/Housing Please Refer Page No. P198-201

Identification	Product Model	Order No.	Product Model	Order No.
冷压连接 / Crimp Termination	HDD-072-MC	1 007 03 000087	HDD-072-FC	1 007 03 000088
	HDD-144-MC(73-144)	1 007 03 000091	HDD-144-FC(73-144)	1 007 03 000092

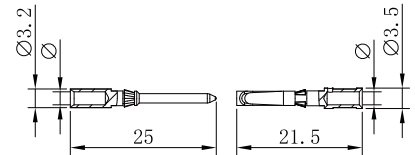


10A冷压针孔 / 10A Crimp Contacts

镀银 Silver Plated



Inserts	Product Model	Order No.	Inserts	Product Model	Order No.
Male	DSM-0.37	1 007 06 000009	Female	DSF-0.37	1 007 07 000009
	DSM-0.5	1 007 06 000010		DSF-0.5	1 007 07 000010
	DSM-0.75	1 007 06 000011		DSF-0.75	1 007 07 000011
	DSM-1.0	1 007 06 000012		DSF-1.0	1 007 07 000012
	DSM-1.5	1 007 06 000013		DSF-1.5	1 007 07 000013
	DSM-2.5	1 007 06 000014		DSF-2.5	1 007 07 000014



镀金 Gold Plated



Inserts	Product Model	Order No.	Inserts	Product Model	Order No.
Male	DGM-0.37	1 007 06 000015	Female	DGF-0.37	1 007 07 000015
	DGM-0.5	1 007 06 000016		DGF-0.5	1 007 07 000016
	DGM-0.75	1 007 06 000017		DGF-0.75	1 007 07 000017
	DGM-1.0	1 007 06 000018		DGF-1.0	1 007 07 000018
	DGM-1.5	1 007 06 000019		DGF-1.5	1 007 07 000019
	DGM-2.5	1 007 06 000020		DGF-2.5	1 007 07 000020

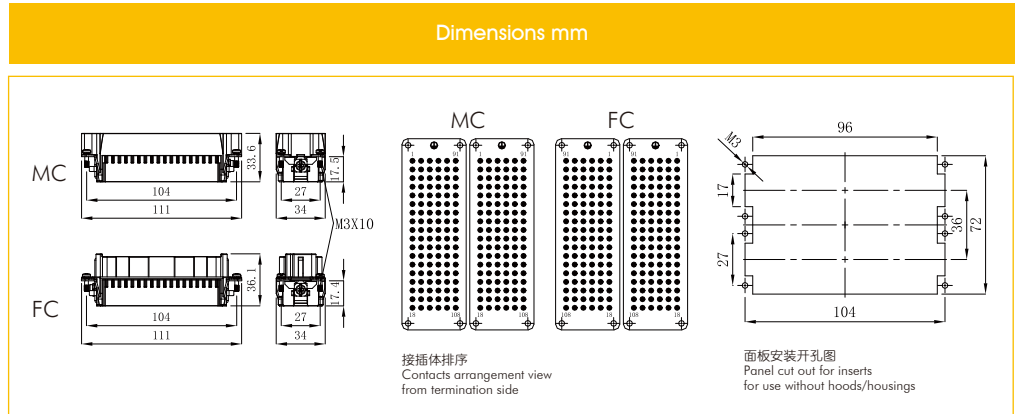
Wire gauge		φ	Stripping length
0.14-0.37 mm ²	AWG 26-22	0.9 mm	8 mm
0.5 mm ²	AWG 20	1.1 mm	8 mm
0.75 mm ²	AWG 18	1.3 mm	8 mm
1 mm ²	AWG 18	1.45 mm	8 mm
1.5 mm ²	AWG 16	1.75 mm	8 mm
2.5 mm ²	AWG 14	2.25 mm	6 mm

→ HDD-216+

250V/10A Size 48B 216+

匹配 H48B 外壳系列,参见P202-203 For H48B,Hood/Housing Please Refer Page No. P202-203

Identification	Product Model	Order No.	Product Model	Order No.
冷压连接 / Crimp Termination	HDD-108-MC	1 007 03 0000089	HDD-108-FC	1 007 03 0000090
	HDD-216-MC(109-216)	1 007 03 0000093	HDD-216-FC(109-216)	1 007 03 0000094

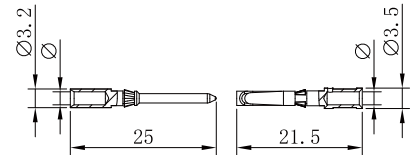


10A冷压针孔 / 10A Crimp Contacts

镀银 Silver Plated



Inserts	Product Model	Order No.	Inserts	Product Model	Order No.
Male	DSM-0.37	1 007 06 0000009	Female	DSF-0.37	1 007 07 0000009
	DSM-0.5	1 007 06 0000010		DSF-0.5	1 007 07 0000010
	DSM-0.75	1 007 06 0000011		DSF-0.75	1 007 07 0000011
	DSM-1.0	1 007 06 0000012		DSF-1.0	1 007 07 0000012
	DSM-1.5	1 007 06 0000013		DSF-1.5	1 007 07 0000013
	DSM-2.5	1 007 06 0000014		DSF-2.5	1 007 07 0000014



Wire gauge		φ	Stripping length
0.14-0.37 mm ²	AWG 26-22	0.9 mm	8 mm
0.5 mm ²	AWG 20	1.1 mm	8 mm
0.75 mm ²	AWG 18	1.3 mm	8 mm
1 mm ²	AWG 18	1.45 mm	8 mm
1.5 mm ²	AWG 16	1.75 mm	8 mm
2.5 mm ²	AWG 14	2.25 mm	6 mm

镀金 Gold Plated



Inserts	Product Model	Order No.	Inserts	Product Model	Order No.
Male	DGM-0.37	1 007 06 0000015	Female	DGF-0.37	1 007 07 0000015
	DGM-0.5	1 007 06 0000016		DGF-0.5	1 007 07 0000016
	DGM-0.75	1 007 06 0000017		DGF-0.75	1 007 07 0000017
	DGM-1.0	1 007 06 0000018		DGF-1.0	1 007 07 0000018
	DGM-1.5	1 007 06 0000019		DGF-1.5	1 007 07 0000019
	DGM-2.5	1 007 06 0000020		DGF-2.5	1 007 07 0000020

插芯 Inserts 可与框架及其他所有模块产品组合使用 Combination With Hinged Frame and Other Modules Possible.

技术参数 Technical Characteristics

规范	Specifications	DIN EN 60 664 / DIN EN 61 984
插芯	Inserts	
接插件针数	Number Of Contacts	6,12(2x6)+PE
额定电流 (见负载图)	Rated Current (See Current Carrying Capacity)	35A
额定脉冲电压	Rated Impulse Voltage	6KV
污染程度2时	Pollution Degree 2	400/690V
污染程度	Pollution Degree	3
绝缘电阻	Insulation Resistance	$\geq 10^{10}\Omega$
材料	Material	聚碳酸酯 Polycarbonate
工作温度范围	Limiting Temperatures	-40°C...+125°C
依据UL 94的阻燃等级	Flammability Acc. To UL 94	V0
据UL/CUL额定电压	Rated Voltage Acc.To UL/CUL	600V
可拔插次数	Mating Cycles	≥ 500
插针	Contacts	
材料	Material	铜合金 Copper Alloy
表面处理	Surface	镀银/镀金 Hard Silver-Plated Hard Gold-Plated
接触电阻	Contact Resistance	$\leq 1m\Omega$
螺钉连接	Screw Termination	
导线规格	Wire Gauge	1.5-6mm ² AWG 10
螺钉拧紧力矩	Tightening Torque	1.2N.m

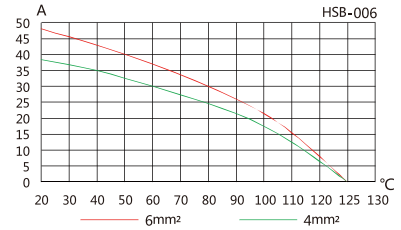
电流负载能力 Current Carrying Capacity

电流负载能力所受的限制主要来自包含接插针的接插体可承受的最大温度。

测试和控制过程依据 IEC 60512-3。

The current carrying is limited by maximum temperature of materials for Inserts and contacts including terminals.

Measuring and testing techniques according to IEC 60512-3.



→ HSB-6+

400V/690V 35A Size 16B 6+

匹配 H16B 外壳系列,参见P179-187 For H16B,Hood/Housing Please Refer Page No. P179-187

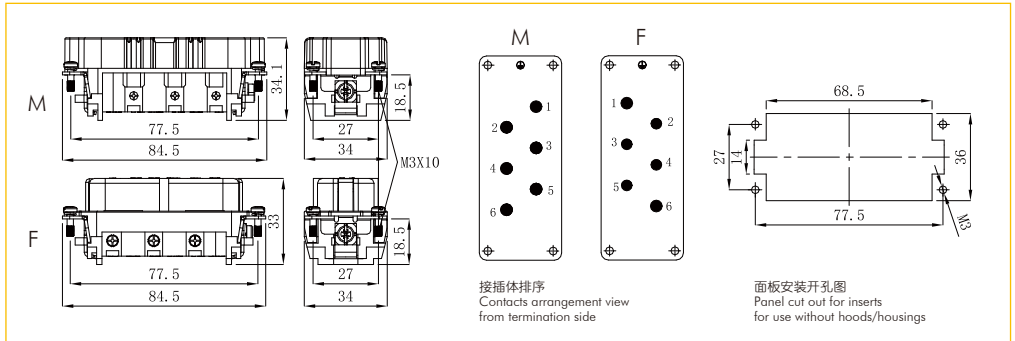
Identification	Product Model	Order No.	Product Model	Order No.
----------------	---------------	-----------	---------------	-----------

螺钉连接 / Screw Termination

HSB-006-M	1 007 03 000095	HSB-006-F	1 007 03 000096
-----------	-----------------	-----------	-----------------



Dimensions mm

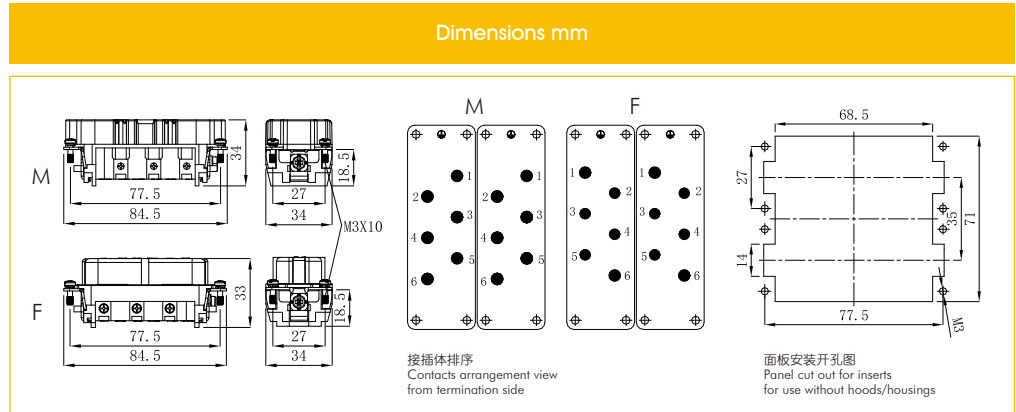


→ HSB-12+

400V/690V 35A Size 32B 12+

匹配 H32B 外壳系列,参见P198-P201 For H32B,Hood/Housing Please Refer Page No. P198-P201

Identification	Product Model	Order No.	Product Model	Order No.
螺钉连接 / Screw Termination	HSB-006-M	1 007 03 000095	HSB-006-F	1 007 03 000096
	HSB-012-M(7-12)	1 007 03 000097	HSB-012-F(7-12)	1 007 03 000098



插芯 Inserts 可与框架及其他所有模块产品组合使用 Combination With Hinged Frame and Other Modules Possible.

技术参数 Technical Characteristics

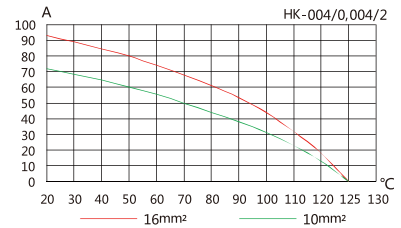
规范	Specifications	DIN EN 60 664 / DIN EN 61 984														
插芯 Inserts																
接插件针数	Number Of Contacts	4/0+PE, 4/2+PE														
额定电流 (见负载图)	Rated Current (See Current Carrying Capacity)															
电力区	Power Area	80A														
信号区	Signal Area	16A														
额定电压	Rated Voltage															
电力区	Power Area	830V														
信号区	Signal Area	400V														
污染等级	Pollution Degree	3														
污染等级2时	Pollution Degree 2															
电力区	Power Area	1000V														
信号区	Signal Area	400/690V														
额定脉冲电压	Rated Impulse Voltage															
电力区	Power Area	8KV														
信号区	Signal Area	6KV														
绝缘电阻	Insulation Resistance	$\geq 10^{10}\Omega$														
材料	Material	聚碳酸酯 Polycarbonate														
工作温度范围	Limiting Temperatures	-40°C...+125°C														
依据UL 94的阻燃等级	Flammability Acc. To UL 94	V0														
据UL/CUL额定电压	Rated Voltage Acc.To UL/CUL	600V/300V														
可拔插次数	Mating Cycles	≥ 500														
插针 Contacts																
材料	Material	铜合金 Copper Alloy														
表面处理	Surface	镀银/镀金 Hard Silver-Plated Hard Gold-Plated														
接触电阻	Contact Resistance															
电力区	Power Area	$\leq 0.3m\Omega$														
信号区	Signal Area	$\leq 1m\Omega$														
接线形式	Terminal	螺钉压接 Screw Termination														
导线规格	Wire Gauge															
电力区	Power Area	1.5-16mm ² AWG 16-6														
信号区	Signal Area	0.5-2.5mm ² AWG 20-14														
螺钉拧紧力矩	Tightening Torque															
电力区	Power Area	<table border="1"> <tr> <td>mm²</td> <td>1.5</td> <td>2.5</td> <td>4</td> <td>6</td> <td>10</td> <td>16</td> </tr> <tr> <td>N.m</td> <td>1.2</td> <td>2</td> <td>3</td> <td>3</td> <td>3</td> <td>3</td> </tr> </table>	mm ²	1.5	2.5	4	6	10	16	N.m	1.2	2	3	3	3	3
mm ²	1.5	2.5	4	6	10	16										
N.m	1.2	2	3	3	3	3										
信号区	Signal Area	0.5 N.m														

电流负载能力 Current Carrying Capacity

电流负载能力所受的限制主要来自包含接插针的接插体可承受的最大温度。

测试和控制过程依据 IEC 60512-3。

The current carrying is limited by maximum temperature of materials for Inserts and contacts including terminals. Measuring and testing techniques according to IEC 60512-3.



→ HK-004/0,004/2

830V/400V 80/16A Size 16B 4/0,4/2+ ⊕

匹配 H16B 外壳系列,参见P179-187 For H16B,Hood/Housing Please Refer Page No. P179-187

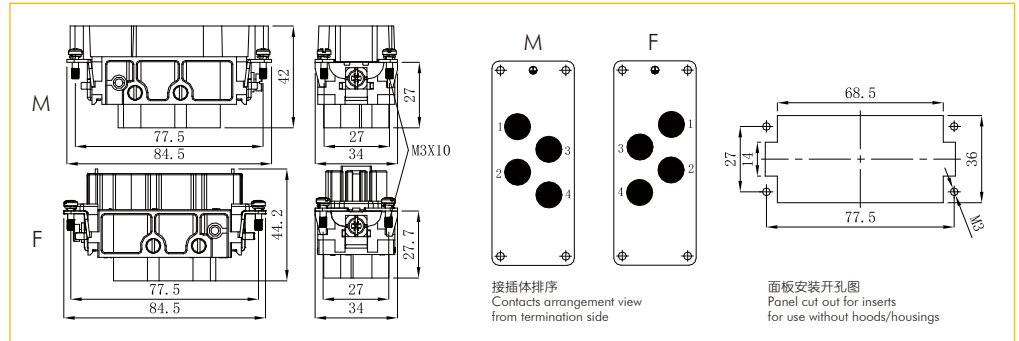
Identification	Product Model	Order No.	Product Model	Order No.
----------------	---------------	-----------	---------------	-----------

螺钉连接 / Screw Termination

HK-004/0-M	1 007 03 000099	HK-004/0-F	1 007 03 0000100
------------	-----------------	------------	------------------



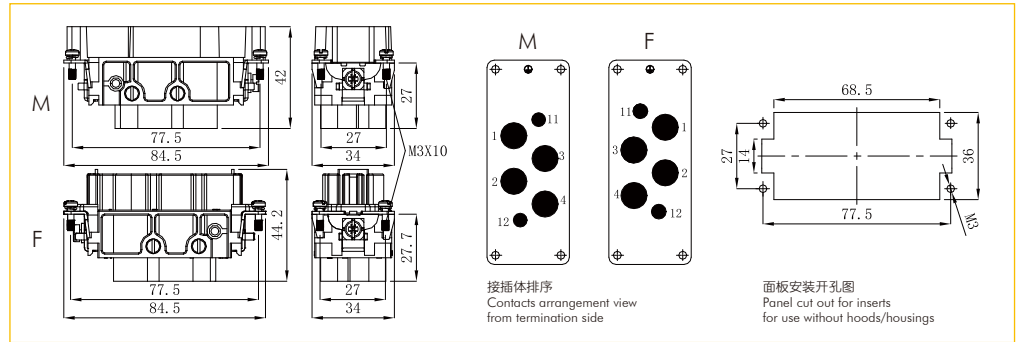
Dimensions mm



HK-004/2-M	1 007 03 0000101	HK-004/2-F	1 007 03 0000102
------------	------------------	------------	------------------



Dimensions mm



插芯 Inserts 可与框架及其他所有模块产品组合使用 Combination With Hinged Frame and Other Modules Possible.

技术参数 Technical Characteristics

规范	Specifications	DIN EN 60 664 / DIN EN 61 984														
插芯 Inserts																
接插件针数	Number Of Contacts	4/8+PE														
额定电流 (见负载图)	Rated Current (See Current Carrying Capacity)															
电力区	Power Area	80A														
信号区	Signal Area	16A														
额定电压	Rated Voltage															
电力区	Power Area	830V														
信号区	Signal Area	400V														
污染等级	Pollution Degree	3														
污染等级2时	Pollution Degree 2															
电力区	Power Area	400V/690V/6KV														
额定脉冲电压	Rated Impulse Voltage															
电力区	Power Area	8KV														
信号区	Signal Area	6KV														
绝缘电阻	Insulation Resistance	$\geq 10^{10}\Omega$														
材料	Material	聚碳酸酯 Polycarbonate														
工作温度范围	Limiting Temperatures	-40°C...+125°C														
依据UL 94的阻燃等级	Flammability Acc. To UL 94	V0														
据UL/CUL额定电压	Rated Voltage Acc.To UL/CUL	600V/300V														
可拔插次数	Mating Cycles	≥ 500														
插针 Contacts																
材料	Material	铜合金 Copper Alloy														
表面处理	Surface	镀银/镀金 Hard Silver-Plated Hard Gold-Plated														
接触电阻	Contact Resistance															
电力区	Power Area	$\leq 0.3m\Omega$														
信号区	Signal Area	$\leq 1m\Omega$														
接线形式	Terminal	螺钉压接 Screw Termination														
导线规格	Wire Gauge															
电力区	Power Area	1.5-16mm ² AWG 16-6														
信号区	Signal Area	0.5-2.5mm ² AWG 20-14														
螺钉拧紧力矩	Tightening Torque															
电力区	Power Area	<table border="1"> <tr> <td>mm²</td> <td>1.5</td> <td>2.5</td> <td>4</td> <td>6</td> <td>10</td> <td>16</td> </tr> <tr> <td>N.m</td> <td>1.2</td> <td>2</td> <td>3</td> <td>3</td> <td>3</td> <td>3</td> </tr> </table>	mm ²	1.5	2.5	4	6	10	16	N.m	1.2	2	3	3	3	3
mm ²	1.5	2.5	4	6	10	16										
N.m	1.2	2	3	3	3	3										
信号区	Signal Area	0.5 N.m														

电流负载能力

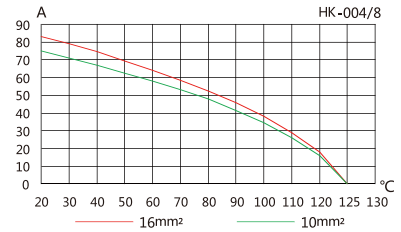
Current Carrying Capacity

电流负载能力所受的限制主要来自包含接插针的接插体可承受的最大温度。

测试和控制过程依据 IEC 60512-3。

The current carrying is limited by maximum temperature of materials for Inserts and contacts including terminals.

Measuring and testing techniques according to IEC 60512-3.



→ HK-004/8

830V/400V 80/16A Size 24B 4/8+ Ⓟ

匹配 H24B 外壳系列,参见P188-197 For H24B,Hood/Housing Please Refer Page No. P188-197

Identification	Product Model	Order No.	Product Model	Order No.
----------------	---------------	-----------	---------------	-----------

螺钉连接 / Screw Termination

HK-004/8-M

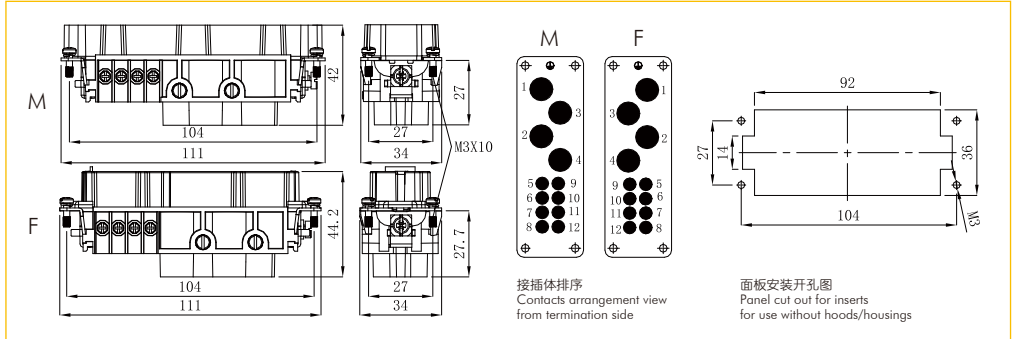
1 007 03 0000103

HK-004/8-F

1 007 03 0000104



Dimensions mm



插芯 Inserts

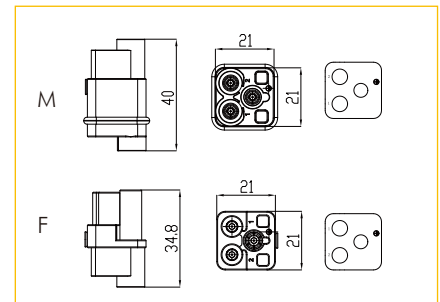
技术参数 Technical Characteristics

规范	Specifications	DIN EN 60 664 / DIN EN 61 984
插芯	Inserts	
接插件针数	Number Of Contacts	2+PE
依据 EN 61 984的电气数据	Electrical Data Acc. To EN 61 984	
额定电流	Rated Current	40A
额定电压	Rated Voltage	1000V
额定脉冲电压	Rated Impulse Voltage	6KV
污染程度	Pollution Degree	3
绝缘电阻	Insulation Resistance	$\geq 10^{10}\Omega$
材料	Material	聚碳酸酯 Polycarbonate
工作温度范围	Limiting Temperatures	-40°C...+125°C
依据UL 94的阻燃等级	Flammability Acc. To UL 94	V0
可拔插次数	Mating Cycles	≥ 500
插针	Contacts	
材料	Material	铜合金 Copper Alloy
表面处理	Surface	镀银 Hard-Silver Plated
接触电阻	Contact Resistance	$\leq 1m\Omega$
电缆绞线依据IEC 60 228-5	To IEC 60 228 Class 5	
轴向螺栓连接	Axial Screw Termination	
mm ²	mm ²	1.5-10mm ²
AWG	AWG	16-8
内六角扳手	Hexagonal Driver	SW 2
导线规格 (mm ²)	Conductor Specification(mm ²)	1.5 2.5 6 10
拧紧力矩(Nm)	Tightening Torque(Nm)	1 1 1.8 1.8

轴向螺栓连接 / Axial Screw Termination



Inserts	Product Model	Order No.	Wire gauge
Male	HQ-002-M-1	1 007 03 0000113	1.5-2.5mm ²
	HQ-002-M-2	1 007 03 0000115	2.5-6mm ²
	HQ-002-M-3	1 007 03 0000117	4-10mm ²
Female	HQ-002-F-1	1 007 03 0000114	1.5-2.5mm ²
	HQ-002-F-2	1 007 03 0000116	2.5-6mm ²
	HQ-002-F-3	1 007 03 0000118	4-10mm ²



插芯 Inserts

技术参数 Technical Characteristics

规范	Specifications	DIN EN 60 664 / DIN EN 61 984
插芯	Inserts	
接插件针数	Number Of Contacts	2+PE
额定电流	Rated Current	40A
额定电压	Rated Voltage	400V
额定脉冲电压	Rated Impulse Voltage	6KV
污染等级	Pollution Degree	3
绝缘电阻	Insulation Resistance	$\geq 10^{10}\Omega$
材料	Material	聚碳酸酯 Polycarbonate
工作温度范围	Limiting Temperatures	-40°C...+125°C
依据UL 94的阻燃等级	Flammability Acc. To UL 94	V0
据UL/CUL额定电压	Rated Voltage Acc.To UL/CUL	600V
可拔插次数	Mating Cycles	≥ 500
插针	Contacts	
材料	Material	铜合金 Copper Alloy
表面处理	Surface	镀银/镀金 Hard Silver-Plated Hard Gold-Plated
接触电阻	Contact Resistance	$\leq 3m\Omega$
接线形式	Terminal	冷压连接 Crimp Termination
导线规格	Wire Gauge	1.5-10mm ² AWG 16-8

→ HQ-2+ ⊕

400V/40A Size H3A 2+ ⊕

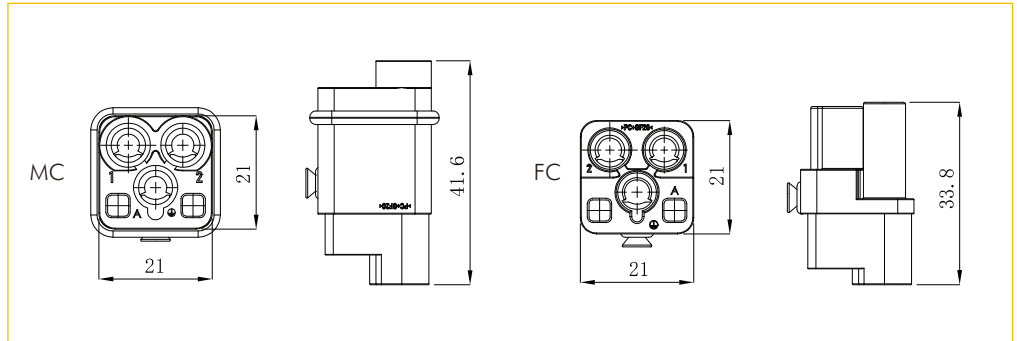
匹配 H3A 外壳系列,参见P155-159 For HC,Hood/Housing Please Refer Page No. P155-159

Identification	Product Model	Order No.	Product Model	Order No.
----------------	---------------	-----------	---------------	-----------

冷压连接 / Crimp Termination

HQ-002-MC	1 007 03 0000111	HQ-002-FC	1 007 03 0000112
-----------	------------------	-----------	------------------

Dimensions mm

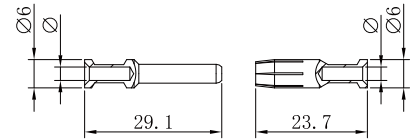


40A冷压针孔 / 40A Crimp Contacts

镀银 Silver Plated



Inserts	Product Model	Order No.	Inserts	Product Model	Order No.
Male	CSM40-1.5	1 007 06 0000035	Female	CSF40-1.5	1 007 07 0000035
	CSM40-2.5	1 007 06 0000036		CSF40-2.5	1 007 07 0000036
	CSM40-4.0	1 007 06 0000037		CSF40-4.0	1 007 07 0000037
	CSM40-6.0	1 007 06 0000038		CSF40-6.0	1 007 07 0000038
	CSM40-10.0	1 007 06 0000039		CSF40-10.0	1 007 07 0000039



镀金 Gold Plated



Inserts	Product Model	Order No.	Inserts	Product Model	Order No.
Male	CGM40-1.5	1 007 06 0000040	Female	CGF40-1.5	1 007 07 0000040
	CGM40-2.5	1 007 06 0000041		CGF40-2.5	1 007 07 0000041
	CGM40-4.0	1 007 06 0000042		CGF40-4.0	1 007 07 0000042
	CGM40-6.0	1 007 06 0000043		CGF40-6.0	1 007 07 0000043
	CGM40-10	1 007 06 0000044		CGF40-10	1 007 07 0000044

Wire gauge	φ	Stripping length
1.5 mm ²	AWG 16	1.75 mm
2.5 mm ²	AWG 14	2.25 mm
4 mm ²	AWG 12	2.85 mm
6 mm ²	AWG 10	3.5 mm
10 mm ²	AWG 8	4.3 mm

剥线长度A=15 mm 用于电缆≥5 mm
剥线长度A=18 mm 用于电缆≥6.4 mm
Stripping length A=15 mm for cables≥5 mm
Stripping length A=18 mm for cables≥6.4 mm

插芯 Inserts

技术参数 Technical Characteristics

规范	Specifications	DIN EN 60 664 / DIN EN 61 984
插芯	Inserts	
接插件针数	Number Of Contacts	3+PE
额定电流	Rated Current	40A
额定电压	Rated Voltage	400V
额定脉冲电压	Rated Impulse Voltage	6KV
污染等级	Pollution Degree	3
绝缘电阻	Insulation Resistance	$\geq 10^{10}\Omega$
材料	Material	聚碳酸酯 Polycarbonate
工作温度范围	Limiting Temperatures	-40°C...+125°C
依据UL 94的阻燃等级	Flammability Acc. To UL 94	V0
据UL/CUL额定电压	Rated Voltage Acc.To UL/CUL	600V
可拔插次数	Mating Cycles	≥ 500
插针	Contacts	
材料	Material	铜合金 Copper Alloy
表面处理	Surface	镀银/镀金 Hard Silver-Plated Hard Gold-Plated
接触电阻	Contact Resistance	$\leq 1m\Omega$
接线形式	Terminal	冷压连接 Crimp Termination
导线规格	Wire Gauge	1.5-10mm ² AWG 16-8

→ HQ-3+ ⊕

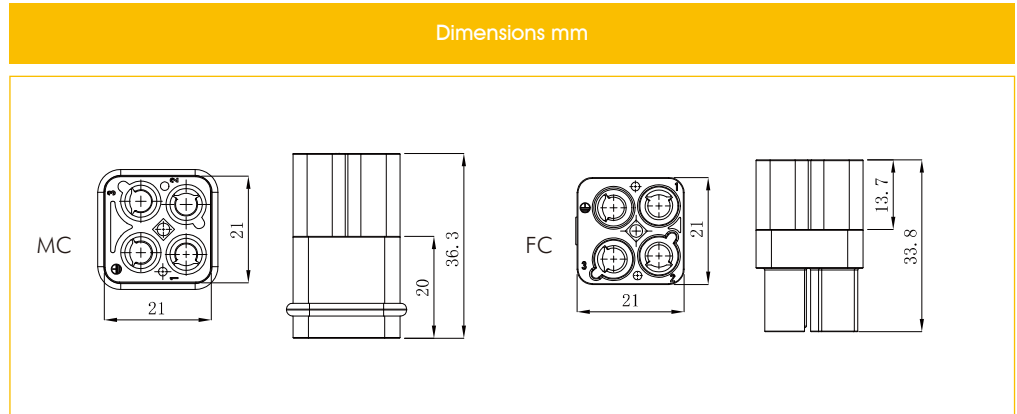
400V/40A Size H3A 3+ ⊕

匹配 H3A 外壳系列,参见P155-159 For HC,Hood/Housing Please Refer Page No. P155-159

Identification	Product Model	Order No.	Product Model	Order No.
----------------	---------------	-----------	---------------	-----------

冷压连接 / Crimp Termination

HQ-003-MC	1 007 03 0000127	HQ-003-FC	1 007 03 0000128
-----------	------------------	-----------	------------------

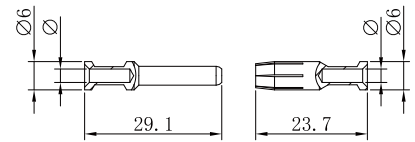


40A冷压针孔 / 40A Crimp Contacts

镀银 Silver Plated



Inserts	Product Model	Order No.	Inserts	Product Model	Order No.
Male	CSM40-1.5	1 007 06 0000035	Female	CSF40-1.5	1 007 07 0000035
	CSM40-2.5	1 007 06 0000036		CSF40-2.5	1 007 07 0000036
	CSM40-4.0	1 007 06 0000037		CSF40-4.0	1 007 07 0000037
	CSM40-6.0	1 007 06 0000038		CSF40-6.0	1 007 07 0000038
	CSM40-10.0	1 007 06 0000039		CSF40-10.0	1 007 07 0000039



Wire gauge	φ	Stripping length
1.5 mm ²	AWG 16	1.75 mm
2.5 mm ²	AWG 14	2.25 mm
4 mm ²	AWG 12	2.85 mm
6 mm ²	AWG 10	3.5 mm
10 mm ²	AWG 8	4.3 mm

镀金 Gold Plated



Inserts	Product Model	Order No.	Inserts	Product Model	Order No.
Male	CGM40-1.5	1 007 06 0000040	Female	CGF40-1.5	1 007 07 0000040
	CGM40-2.5	1 007 06 0000041		CGF40-2.5	1 007 07 0000041
	CGM40-4.0	1 007 06 0000042		CGF40-4.0	1 007 07 0000042
	CGM40-6.0	1 007 06 0000043		CGF40-6.0	1 007 07 0000043
	CGM40-10	1 007 06 0000044		CGF40-10	1 007 07 0000044

剥线长度A=15 mm 用于电缆≥5 mm
剥线长度A=18 mm 用于电缆≥6.4 mm
Stripping length A=15 mm for cables≥5 mm
Stripping length A=18 mm for cables≥6.4 mm

插芯 Inserts

技术参数 Technical Characteristics

规范	Specifications	DIN EN 60 664 / DIN EN 61 984
插芯	Inserts	
接插件针数	Number Of Contacts	4+PE
额定电流	Rated Current	40A
额定电压	Rated Voltage	830V
额定脉冲电压	Rated Impulse Voltage	6KV
污染等级	Pollution Degree	3
绝缘电阻	Insulation Resistance	$\geq 10^{10}\Omega$
材料	Material	聚碳酸酯 Polycarbonate
工作温度范围	Limiting Temperatures	-40°C...+125°C
依据UL 94的阻燃等级	Flammability Acc. To UL 94	V0
据UL/CUL额定电压	Rated Voltage Acc.To UL/CUL	600V
可拔插次数	Mating Cycles	≥ 500
插针	Contacts	
材料	Material	铜合金 Copper Alloy
表面处理	Surface	镀银/镀金 Hard Silver-Plated Hard Gold-Plated
接触电阻	Contact Resistance	$\leq 1m\Omega$
接线形式	Terminal	冷压连接 Crimp Termination
导线规格	Wire Gauge	1.5-10mm ² AWG16-8

→ HQ-4+ ⊕

830V/40A Size H3A 4+ ⊕

匹配 H3A 外壳系列, 参见P155-159 For HC, Hood/Housing Please Refer Page No. P155-159

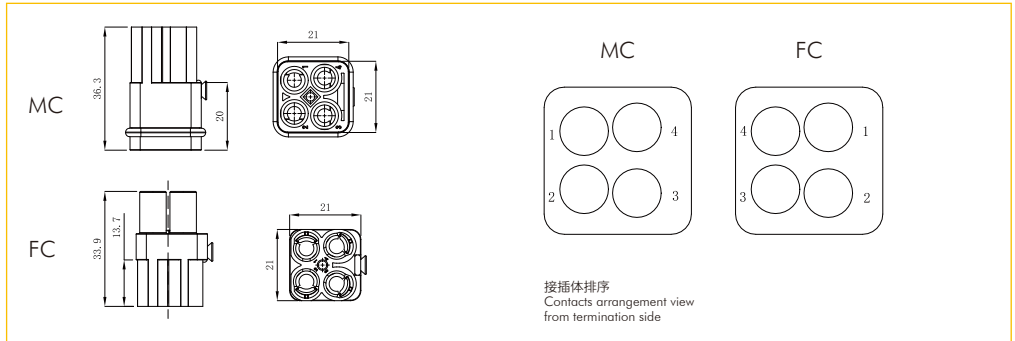
Identification	Product Model	Order No.	Product Model	Order No.
----------------	---------------	-----------	---------------	-----------

冷压连接 / Crimp Termination

HQ-004-MC	1 007 03 0000131	HQ-004-FC	1 007 03 0000132
-----------	------------------	-----------	------------------



Dimensions mm

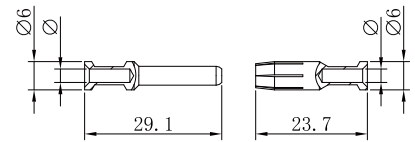


40A冷压针孔 / 40A Crimp Contacts

镀银 Silver Plated



Inserts	Product Model	Order No.	Inserts	Product Model	Order No.
Male	CSM40-1.5	1 007 06 0000035	Female	CSF40-1.5	1 007 07 0000035
	CSM40-2.5	1 007 06 0000036		CSF40-2.5	1 007 07 0000036
	CSM40-4.0	1 007 06 0000037		CSF40-4.0	1 007 07 0000037
	CSM40-6.0	1 007 06 0000038		CSF40-6.0	1 007 07 0000038
	CSM40-10.0	1 007 06 0000039		CSF40-10.0	1 007 07 0000039



镀金 Gold Plated



Inserts	Product Model	Order No.	Inserts	Product Model	Order No.
Male	CGM40-1.5	1 007 06 0000040	Female	CGF40-1.5	1 007 07 0000040
	CGM40-2.5	1 007 06 0000041		CGF40-2.5	1 007 07 0000041
	CGM40-4.0	1 007 06 0000042		CGF40-4.0	1 007 07 0000042
	CGM40-6.0	1 007 06 0000043		CGF40-6.0	1 007 07 0000043
	CGM40-10	1 007 06 0000044		CGF40-10	1 007 07 0000044

Wire gauge	φ	Stripping length
1.5 mm ²	AWG 16	1.75 mm
2.5 mm ²	AWG 14	2.25 mm
4 mm ²	AWG 12	2.85 mm
6 mm ²	AWG 10	3.5 mm
10 mm ²	AWG 8	4.3 mm

剥线长度A=15 mm 用于电缆≥5 mm
剥线长度A=18 mm 用于电缆≥6.4 mm
Stripping length A=15 mm for cables≥5 mm
Stripping length A=18 mm for cables≥6.4 mm

插芯 Inserts

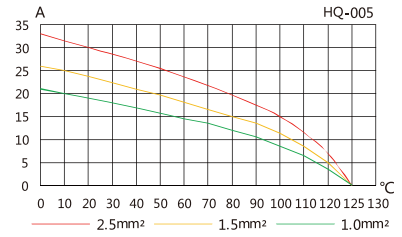
技术参数 Technical Characteristics

规范	Specifications	DIN EN 60 664 / DIN EN 61 984
插芯	Inserts	
接插件针数	Number Of Contacts	5+PE
额定电流	Rated Current	16A
线电压	Rated Voltage Conductor-Ground	230V
相电压	Rated Voltage Conductor-Conductor	400V
耐冲击电压	Rated Impulse Voltage	4KV
污染等级	Pollution Degree	3
绝缘电阻	Insulation Resistance	$\geq 10^{10}\Omega$
材料	Material	聚碳酸酯 Polycarbonate
工作温度范围	Limiting Temperatures	-40°C...+125°C
依据UL 94的阻燃等级	Flammability Acc. To UL 94	V0
据UL/CUL额定电压	Rated Voltage Acc.To UL/CUL	600V
可拔插次数	Mating Cycles	≥ 500
插针	Contacts	
材料	Material	铜合金 Copper Alloy
表面处理	Surface	镀银/镀金 Hard Silver-Plated Hard Gold-Plated
接触电阻	Contact Resistance	$\leq 1m\Omega$
接线形式	Terminal	冷压连接 Crimp Termination
导线规格	Wire Gauge	0.14-4mm ² AWG 26-12

电流负载能力
 Current Carrying Capacity

电流负载能力所受的限制主要来自包含接插针的接插体可承受的最大温度。
 测试和控制过程依据 IEC 60512-3。

The current carrying is limited by maximum temperature of materials for Inserts and contacts including terminals. Measuring and testing techniques according to IEC 60512-3.



→ HQ-005-MC/FC

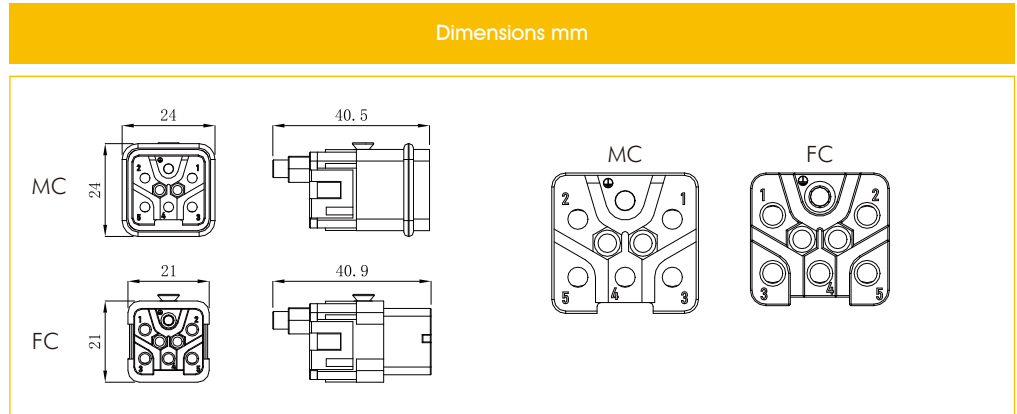
230V/400V 16A Size 3A 5

匹配 H3A 外壳系列,参见P155-159 For H3A,Hood/Housing Please Refer Page No. P155-159

Identification	Product Model	Order No.	Product Model	Order No.
----------------	---------------	-----------	---------------	-----------

冷压连接 / Crimp Termination

HQ-005-MC	1 007 03 0000105	HQ-005-FC	1 007 03 0000106
-----------	------------------	-----------	------------------

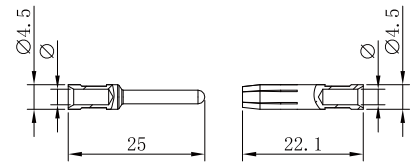


16A冷压针孔 / 16A Crimp Contacts

镀银 Silver Plated



Inserts	Product Model	Order No.	Inserts	Product Model	Order No.
Male	ESM-0.37	1 007 06 0000021	Female	ESF-0.37	1 007 07 0000021
	ESM-0.5	1 007 06 0000022		ESF-0.5	1 007 07 0000022
	ESM-0.75	1 007 06 0000023		ESF-0.75	1 007 07 0000023
	ESM-1.0	1 007 06 0000024		ESF-1.0	1 007 07 0000024
	ESM-1.5	1 007 06 0000025		ESF-1.5	1 007 07 0000025
	ESM-2.5	1 007 06 0000026		ESF-2.5	1 007 07 0000026
	ESM-4.0	1 007 06 0000027		ESF-4.0	1 007 07 0000027



Marking	Wire gauge	Stripping length	
no groove	0.14-0.37 mm ²	AWG 26-22	7.5 mm
no groove	0.5 mm ²	AWG 20	7.5 mm
1 no groove	0.75 mm ²	AWG 18	7.5 mm
1 no groove	1 mm ²	AWG 18	7.5 mm
2 no grooves	1.5 mm ²	AWG 16	7.5 mm
3 no grooves	2.5 mm ²	AWG 14	7.5 mm
wide groove	3 mm ²	AWG 12	7.5 mm
no groove	4 mm ²	AWG 12	7.5 mm

镀金 Gold Plated



Inserts	Product Model	Order No.	Inserts	Product Model	Order No.
Male	EGM-0.37	1 007 06 0000028	Female	EGF-0.37	1 007 07 0000028
	EGM-0.5	1 007 06 0000029		EGF-0.5	1 007 07 0000029
	EGM-0.75	1 007 06 0000030		EGF-0.75	1 007 07 0000030
	EGM-1.0	1 007 06 0000031		EGF-1.0	1 007 07 0000031
	EGM-1.5	1 007 06 0000032		EGF-1.5	1 007 07 0000032
	EGM-2.5	1 007 06 0000033		EGF-2.5	1 007 07 0000033
	EGM-4.0	1 007 06 0000034		EGF-4.0	1 007 07 0000034

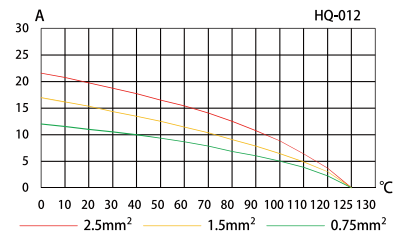
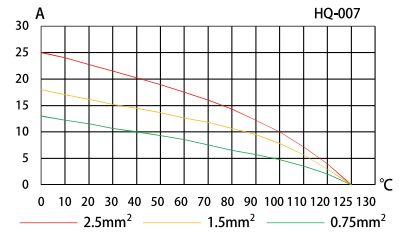
插芯 Inserts

技术参数 Technical Characteristics

规范	Specifications	DIN EN 60 664 / DIN EN 61 984
插芯	Inserts	
接插件针数	Number Of Contacts	7+PE、12+PE
额定电流	Rated Current	10A
额定电压	Rated Voltage	400V
额定脉冲电压	Rated Impulse Voltage	6KV
污染等级	Pollution Degree	3
绝缘电阻	Insulation Resistance	$\geq 10^{10}\Omega$
材料	Material	聚碳酸酯 Polycarbonate
工作温度范围	Limiting Temperatures	-40°C...+125°C
依据UL 94的阻燃等级	Flammability Acc. To UL 94	V0
据UL/CUL额定电压	Rated Voltage Acc.To UL/CUL	600V
可拔插次数	Mating Cycles	≥ 500
插针	Contacts	
材料	Material	铜合金 Copper Alloy
表面处理	Surface	镀银/镀金 Hard Silver-Plated Hard Gold-Plated
接触电阻	Contact Resistance	$\leq 3m\Omega$
接线形式	Terminal	冷压连接 Crimp Termination
导线规格	Wire Gauge	0.14-2.5mm ² AWG 26-14

电流负载能力
 Current Carrying Capacity

电流负载能力所受的限制主要来自包含插针的接插体可承受的最大温度。
 测试和控制过程依据 IEC 60512-3。
 The current carrying is limited by maximum temperature of materials for Inserts and contacts including terminals.
 Measuring and testing techniques according to IEC 60512-3.



→ HQ-007-MC/FC

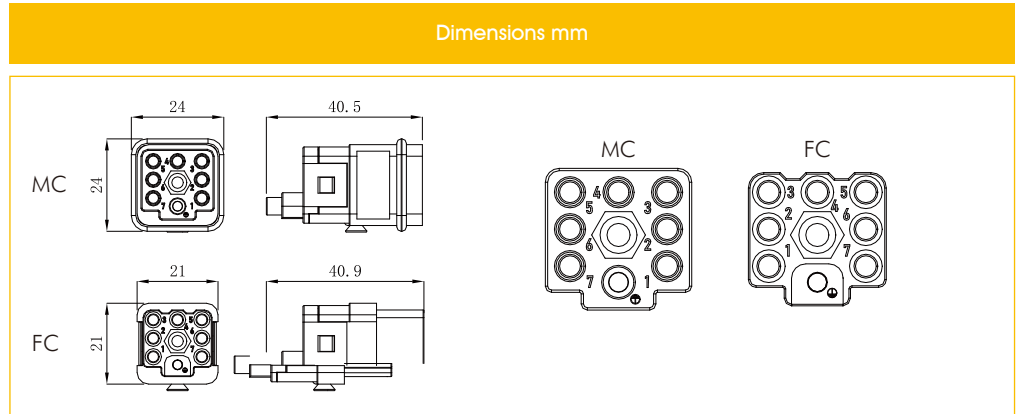
400V/10A Size 3A 7+ ⊕

匹配 H3A 外壳系列,参见P155-159 For H3A,Hood/Housing Please Refer Page No. P155-159

Identification	Product Model	Order No.	Product Model	Order No.
----------------	---------------	-----------	---------------	-----------

冷压连接 / Crimp Termination

HQ-007-MC	1 007 03 0000107	HQ-007-FC	1 007 03 0000108
-----------	------------------	-----------	------------------

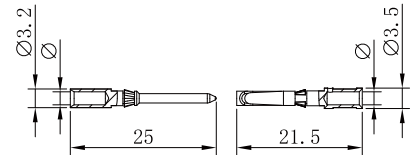


10A冷压针孔 / 10A Crimp Contacts

镀银 Silver Plated



Inserts	Product Model	Order No.	Inserts	Product Model	Order No.
Male	DSM-0.37	1 007 06 0000009	Female	DSF-0.37	1 007 07 0000009
	DSM-0.5	1 007 06 0000010		DSF-0.5	1 007 07 0000010
	DSM-0.75	1 007 06 0000011		DSF-0.75	1 007 07 0000011
	DSM-1.0	1 007 06 0000012		DSF-1.0	1 007 07 0000012
	DSM-1.5	1 007 06 0000013		DSF-1.5	1 007 07 0000013
	DSM-2.5	1 007 06 0000014		DSF-2.5	1 007 07 0000014



Wire gauge		φ	Stripping length
0.14-0.37 mm ²	AWG 26-22	0.9 mm	8 mm
0.5 mm ²	AWG 20	1.1 mm	8 mm
0.75 mm ²	AWG 18	1.3 mm	8 mm
1 mm ²	AWG 18	1.45 mm	8 mm
1.5 mm ²	AWG 16	1.75 mm	8 mm
2.5 mm ²	AWG 14	2.25 mm	6 mm

镀金 Gold Plated



Inserts	Product Model	Order No.	Inserts	Product Model	Order No.
Male	DGM-0.37	1 007 06 0000015	Female	DGF-0.37	1 007 07 0000015
	DGM-0.5	1 007 06 0000016		DGF-0.5	1 007 07 0000016
	DGM-0.75	1 007 06 0000017		DGF-0.75	1 007 07 0000017
	DGM-1.0	1 007 06 0000018		DGF-1.0	1 007 07 0000018
	DGM-1.5	1 007 06 0000019		DGF-1.5	1 007 07 0000019
	DGM-2.5	1 007 06 0000020		DGF-2.5	1 007 07 0000020

→ HQ-012-MC/FC

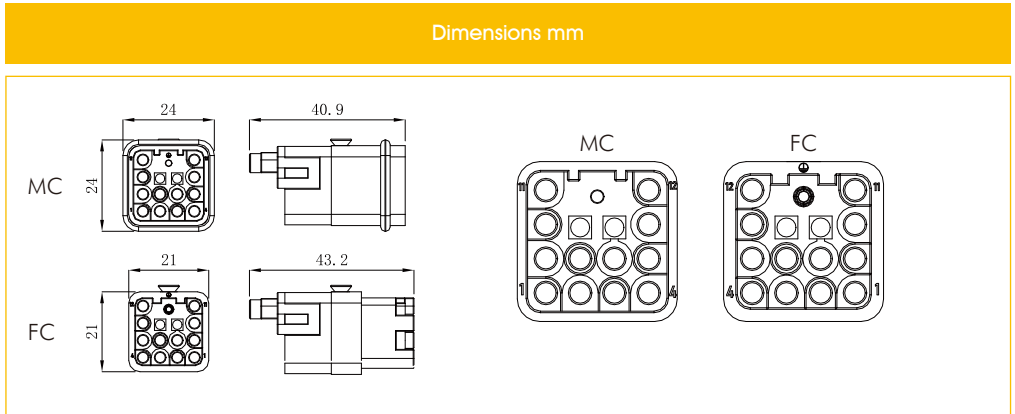
400V/10A Size 3A 12+ ⊕

匹配 H3A 外壳系列,参见P155-159 For H3A,Hood/Housing Please Refer Page No. P155-159

Identification	Product Model	Order No.	Product Model	Order No.
----------------	---------------	-----------	---------------	-----------

冷压连接 / Crimp Termination

HQ-012-MC	1 007 03 0000109	HQ-012-FC	1 007 03 0000110
-----------	------------------	-----------	------------------

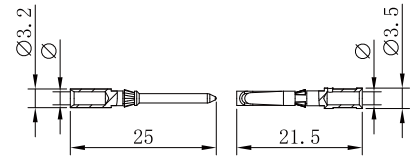


10A冷压针孔 / 10A Crimp Contacts

镀银 Silver Plated



Inserts	Product Model	Order No.	Inserts	Product Model	Order No.
Male	DSM-0.37	1 007 06 0000009	Female	DSF-0.37	1 007 07 0000009
	DSM-0.5	1 007 06 0000010		DSF-0.5	1 007 07 0000010
	DSM-0.75	1 007 06 0000011		DSF-0.75	1 007 07 0000011
	DSM-1.0	1 007 06 0000012		DSF-1.0	1 007 07 0000012
	DSM-1.5	1 007 06 0000013		DSF-1.5	1 007 07 0000013
	DSM-2.5	1 007 06 0000014		DSF-2.5	1 007 07 0000014



Wire gauge		φ	Stripping length
0.14-0.37 mm ²	AWG 26-22	0.9 mm	8 mm
0.5 mm ²	AWG 20	1.1 mm	8 mm
0.75 mm ²	AWG 18	1.3 mm	8 mm
1 mm ²	AWG 18	1.45 mm	8 mm
1.5 mm ²	AWG 16	1.75 mm	8 mm
2.5 mm ²	AWG 14	2.25 mm	6 mm

镀金 Gold Plated



Inserts	Product Model	Order No.	Inserts	Product Model	Order No.
Male	DGM-0.37	1 007 06 0000015	Female	DGF-0.37	1 007 07 0000015
	DGM-0.5	1 007 06 0000016		DGF-0.5	1 007 07 0000016
	DGM-0.75	1 007 06 0000017		DGF-0.75	1 007 07 0000017
	DGM-1.0	1 007 06 0000018		DGF-1.0	1 007 07 0000018
	DGM-1.5	1 007 06 0000019		DGF-1.5	1 007 07 0000019
	DGM-2.5	1 007 06 0000020		DGF-2.5	1 007 07 0000020

插芯 Inserts 可与框架及其他所有模块产品组合使用 Combination With Hinged Frame and Other Modules Possible.

技术参数 Technical Characteristics

规范	Specifications	DIN EN 60 664 / DIN EN 61 984
插芯	Inserts	
接插件针数	Number Of Contacts	21+PE
额定电流	Rated Current	6.5 A
额定电压	Rated Voltage	
交流额定电压	AC Rated Voltage	50 V
直流额定电压	DC Rated Voltage	120 V
额定脉冲电压	Rated Impulse Voltage	0.8KV
污染程度	Pollution Degree	3
绝缘电阻	Insulation Resistance	$\geq 10^9 \Omega$
材料	Material	聚碳酸酯 Polycarbonate
工作温度范围	Limiting Temperatures	-40°C...+125°C
依据UL 94的阻燃等级	Flammability Acc. To UL 94	V0
据UL/CUL额定电压	Rated Voltage Acc.To UL/CUL	600 V
可拔插次数	Mating Cycles	≥ 500
插针	Contacts	
材料	Material	铜合金 Copper Alloy
表面处理	Surface	镀银/镀金 Hard Silver-Plated Hard Gold-Plated
接触电阻	Contact Resistance	$\leq 3 \text{ m}\Omega$
接线形式	Terminal	冷压连接 Crimp Termination
导线规格	Wire Gauge	0.09-0.52mm ² AWG 28-20

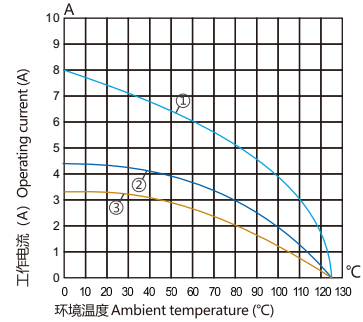
电流负载能力 Current Carrying Capacity

电流负载能力所受的限制主要来自包含接插针的接插体可承受的最大温度。

测试和控制过程依据 DIN EN 60512-3。

The current carrying is limited by maximum temperature of materials for Inserts and contacts including terminals.

Measuring and testing techniques according to DINEN 60512-3.



① 0.5mm² ② 0.25mm² ③ 0.14mm²

→ HQ-21 + ⊕

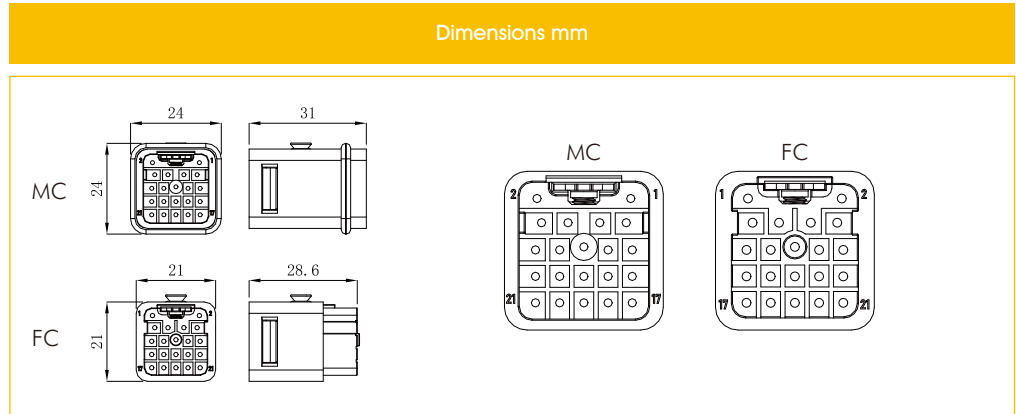
50V/6.5A Size 3A 21 + ⊕

匹配 H3A 外壳系列,参见P155-159 For H3A,Hood/Housing Please Refer Page No. P155-159

Identification	Product Model	Order No.	Product Model	Order No.
----------------	---------------	-----------	---------------	-----------

冷压连接 / Crimp Termination

HQ-021-MC	1 007 03 0000139	HQ-021-FC	1 007 03 0000140
-----------	------------------	-----------	------------------

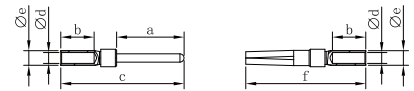


5A冷压针孔 / 5A Crimp Contacts

镀银 Silver Plated



Inserts	Product Model	Order No.	Inserts	Product Model	Order No.
Male	SSM-0.25	1 007 06 0000001	Female	SSF-0.25	1 007 07 0000001
	SSM-0.33	1 007 06 0000002		SSF-0.33	1 007 07 0000002
	SSM-0.52	1 007 06 0000003		SSF-0.52	1 007 07 0000003
	SSM-0.82	1 007 06 0000004		SSF-0.82	1 007 07 0000004



Wire gauge		Stripping length
0.09-0.25 mm ²	AWG 28-24	5 mm
0.13-0.33 mm ²	AWG 26-22	5 mm
0.33-0.52 mm ²	AWG 22-20	5 mm
0.52-0.82 mm ²	AWG 22-18	5 mm

镀金 Gold Plated



Inserts	Product Model	Order No.	Inserts	Product Model	Order No.
Male	SGM-0.25	1 007 06 0000005	Female	SGF-0.25	1 007 07 0000005
	SGM-0.33	1 007 06 0000006		SGF-0.33	1 007 07 0000006
	SGM-0.52	1 007 06 0000007		SGF-0.52	1 007 07 0000007
	SGM-0.82	1 007 06 0000008		SGF-0.82	1 007 07 0000008

插芯 Inserts 可与框架及其他所有模块产品组合使用 Combination With Hinged Frame and Other Modules Possible.

技术参数 Technical Characteristics

规范	Specifications	DIN EN 60 664 / DIN EN 61 984
插芯	Inserts	
接插件针数	Number Of Contacts	003/4+PE
依据 EN 61 984的电气数据	Electrical Data Acc. To EN 61 984	
电力区	Power Contacts	
额定电流	Rated Current	40A
相对地额定电压	Rated Voltage To Ground	400/690V
相间额定电压	Rated Voltage Between Phases	690V
额定脉冲电压	Rated Impulse Voltage	6KV
污染程度	Pollution Degree	3
信号区	Signal Contacts	
额定电流	Rated Current	10A
额定电压	Rated Voltage	250V
额定脉冲电压	Rated Impulse Voltage	4KV
污染程度	Pollution Degree	3
绝缘电阻	Insulation Resistance	$\geq 10^{10}\Omega$
材料	Material	聚碳酸酯 Polycarbonate
工作温度范围	Limiting Temperatures	-40°C...+125°C
依据UL 94的阻燃等级	Flammability Acc. To UL 94	V0
据UL/CUL额定电压	Rated Voltage Acc.To UL/CUL	600/250V
可拔插次数	Mating Cycles	≥ 500
插针	Contacts	
材料	Material	铜合金 Copper Alloy
表面处理	Surface	镀银 Hard-Silver Plated
接触电阻	Contact Resistance	
电力区	Power Contacts	$\leq 1m\Omega$
信号区	Signal Contacts	$\leq 3m\Omega$
冷压连接	Crimp Termination	
mm²	mm²	
电力区	Power Contacts	1.5-6mm ²
信号区	Signal Contacts	0.14-2.5mm ²
AWG	AWG	
电力区	Power Contacts	16-10
信号区	Signal Contacts	26-14
最大电缆直径	Max. Insulation Diameter	
电力区	Power Contacts	5mm

→ HQ-003/4+ ⊕

400/690V, 40/10A Size HC 3/4+ ⊕

匹配 HC 外壳系列, 参见P203 For HC, Hood/Housing Please Refer Page No. P203

Identification	Product Model	Order No.	Product Model	Order No.
----------------	---------------	-----------	---------------	-----------

冷压连接 / Crimp Termination

HQ-003/4-MC	1 007 03 0000129	HQ-003/4-FC	1 007 03 0000130
-------------	------------------	-------------	------------------

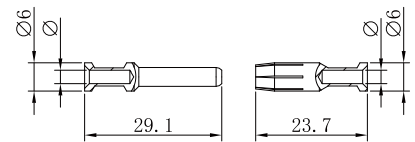
Dimensions mm

接插体排序
Contacts arrangement view from termination side

40A冷压针孔 / 40A Crimp Contacts

镀银 Silver Plated

Inserts	Product Model	Order No.	Inserts	Product Model	Order No.
Male	CSM40-1.5	1 007 06 0000035	Female	CSF40-1.5	1 007 07 0000035
	CSM40-2.5	1 007 06 0000036		CSF40-2.5	1 007 07 0000036
	CSM40-4.0	1 007 06 0000037		CSF40-4.0	1 007 07 0000037
	CSM40-6.0	1 007 06 0000038		CSF40-6.0	1 007 07 0000038
	CSM40-10.0	1 007 06 0000039		CSF40-10.0	1 007 07 0000039



Wire gauge		φ	Stripping length
1.5 mm ²	AWG 16	1.75 mm	9 mm
2.5 mm ²	AWG 14	2.25 mm	9 mm
4 mm ²	AWG 12	2.85 mm	9.6 mm
6 mm ²	AWG 10	3.5 mm	9.6 mm
10 mm ²	AWG 8	4.3 mm	15 mm

剥线长度A=15 mm 用于电缆≥5 mm
剥线长度A=18 mm 用于电缆≥6.4 mm
Stripping length A=15 mm for cables ≥5 mm
Stripping length A=18 mm for cables ≥6.4 mm

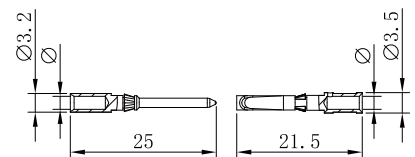
镀金 Gold Plated

Inserts	Product Model	Order No.	Inserts	Product Model	Order No.
Male	CGM40-1.5	1 007 06 0000040	Female	CGF40-1.5	1 007 07 0000040
	CGM40-2.5	1 007 06 0000041		CGF40-2.5	1 007 07 0000041
	CGM40-4.0	1 007 06 0000042		CGF40-4.0	1 007 07 0000042
	CGM40-6.0	1 007 06 0000043		CGF40-6.0	1 007 07 0000043
	CGM40-10	1 007 06 0000044		CGF40-10	1 007 07 0000044

10A冷压针孔 / 10A Crimp Contacts

镀银 Silver Plated

Inserts	Product Model	Order No.	Inserts	Product Model	Order No.
Male	DSM-0.37	1 007 06 0000009	Female	DSF-0.37	1 007 07 0000009
	DSM-0.5	1 007 06 0000010		DSF-0.5	1 007 07 0000010
	DSM-0.75	1 007 06 0000011		DSF-0.75	1 007 07 0000011
	DSM-1.0	1 007 06 0000012		DSF-1.0	1 007 07 0000012
	DSM-1.5	1 007 06 0000013		DSF-1.5	1 007 07 0000013
	DSM-2.5	1 007 06 0000014		DSF-2.5	1 007 07 0000014



Wire gauge		φ	Stripping length
0.14-0.37 mm ²	AWG 26-22	0.9 mm	8 mm
0.5 mm ²	AWG 20	1.1 mm	8 mm
0.75 mm ²	AWG 18	1.3 mm	8 mm
1 mm ²	AWG 18	1.45 mm	8 mm
1.5 mm ²	AWG 16	1.75 mm	8 mm
2.5 mm ²	AWG 14	2.25 mm	6 mm

镀金 Gold Plated

Inserts	Product Model	Order No.	Inserts	Product Model	Order No.
Male	DGM-0.37	1 007 06 0000015	Female	DGF-0.37	1 007 07 0000015
	DGM-0.5	1 007 06 0000016		DGF-0.5	1 007 07 0000016
	DGM-0.75	1 007 06 0000017		DGF-0.75	1 007 07 0000017
	DGM-1.0	1 007 06 0000018		DGF-1.0	1 007 07 0000018
	DGM-1.5	1 007 06 0000019		DGF-1.5	1 007 07 0000019
	DGM-2.5	1 007 06 0000020		DGF-2.5	1 007 07 0000020

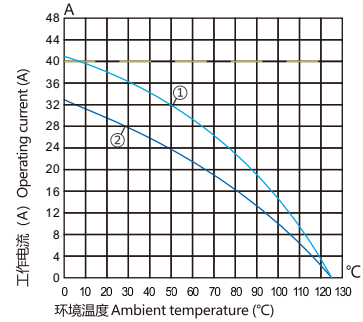
插芯 Inserts 可与框架及其他所有模块产品组合使用 Combination With Hinged Frame and Other Modules Possible.

技术参数 Technical Characteristics

规范	Specifications	DIN EN 60 664 / DIN EN 61 984
插芯	Inserts	
接插件针数	Number Of Contacts	004/2+PE
依据 EN 61 984的电气数据	Electrical Data Acc. To EN 61 984	
电力区	Power Contacts	
额定电流	Rated Current	40A
相对地额定电压	Rated Voltage To Ground	400V
相间额定电压	Rated Voltage Between Phases	690V
额定脉冲电压	Rated Impulse Voltage	6KV
污染程度	Pollution Degree	3
信号区	Signal Contacts	
额定电流	Rated Current	10A
额定电压	Rated Voltage	250V
额定脉冲电压	Rated Impulse Voltage	4KV
污染程度	Pollution Degree	3
绝缘电阻	Insulation Resistance	$\geq 10^{10}\Omega$
材料	Material	聚碳酸酯 Polycarbonate
工作温度范围	Limiting Temperatures	-40°C...+125°C
依据UL 94的阻燃等级	Flammability Acc. To UL 94	V0
据UL/CUL额定电压	Rated Voltage Acc.To UL/CUL	600/250V
可拔插次数	Mating Cycles	≥ 500
插针	Contacts	
材料	Material	铜合金 Copper Alloy
表面处理	Surface	镀银 Hard-Silver Plated
接触电阻	Contact Resistance	
电力区	Power Contacts	$\leq 1m\Omega$
信号区	Signal Contacts	$\leq 3m\Omega$
冷压连接	Crimp Termination	
mm²	mm²	
电力区	Power Contacts	1.5-6mm ²
信号区	Signal Contacts	0.14-2.5mm ²
AWG	AWG	
电力区	Power Contacts	16-10
信号区	Signal Contacts	26-14
最大电缆直径	Max. Insulation Diameter	
电力区	Power Contacts	5mm

电流负载能力 Current Carrying Capacity

电流负载能力所受的限制主要来自包含接插针的接插体可承受的最大温度。
 测试和控制过程依据 DIN EN 60512-3。
 The current carrying is limited by maximum temperature of materials for Inserts and contacts including terminals.
 Measuring and testing techniques according to DINEN 60512-3.



① 4mm² ② 2.5mm²

→ HQ-004/2+ ⊕

400/690V, 40/10A Size HC 4/2+ ⊕

匹配 HC 外壳系列, 参见P203 For HC, Hood/Housing Please Refer Page No. P203

Identification	Product Model	Order No.	Product Model	Order No.
----------------	---------------	-----------	---------------	-----------

冷压连接 / Crimp Termination

HQ-004/2-MC	1 007 03 0000133	HQ-004/2-FC	1 007 03 0000134
-------------	------------------	-------------	------------------

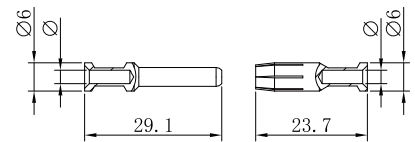
Dimensions mm

接插体排序
Contacts arrangement view
from termination side

40A冷压针孔 / 40A Crimp Contacts

镀银 Silver Plated

Inserts	Product Model	Order No.	Inserts	Product Model	Order No.
Male	CSM40-1.5	1 007 06 0000035	Female	CSF40-1.5	1 007 07 0000035
	CSM40-2.5	1 007 06 0000036		CSF40-2.5	1 007 07 0000036
	CSM40-4.0	1 007 06 0000037		CSF40-4.0	1 007 07 0000037
	CSM40-6.0	1 007 06 0000038		CSF40-6.0	1 007 07 0000038
	CSM40-10.0	1 007 06 0000039		CSF40-10.0	1 007 07 0000039



Wire gauge		φ	Stripping length
1.5 mm ²	AWG 16	1.75 mm	9 mm
2.5 mm ²	AWG 14	2.25 mm	9 mm
4 mm ²	AWG 12	2.85 mm	9.6 mm
6 mm ²	AWG 10	3.5 mm	9.6 mm
10 mm ²	AWG 8	4.3 mm	15 mm

剥线长度A=15 mm 用于电缆≥5 mm
剥线长度A=18 mm 用于电缆≥6.4 mm
Stripping length A=15 mm for cables ≥5 mm
Stripping length A=18 mm for cables ≥6.4 mm

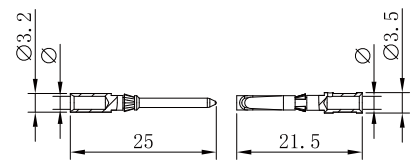
镀金 Gold Plated

Inserts	Product Model	Order No.	Inserts	Product Model	Order No.
Male	CGM40-1.5	1 007 06 0000040	Female	CGF40-1.5	1 007 07 0000040
	CGM40-2.5	1 007 06 0000041		CGF40-2.5	1 007 07 0000041
	CGM40-4.0	1 007 06 0000042		CGF40-4.0	1 007 07 0000042
	CGM40-6.0	1 007 06 0000043		CGF40-6.0	1 007 07 0000043
	CGM40-10	1 007 06 0000044		CGF40-10	1 007 07 0000044

10A冷压针孔 / 10A Crimp Contacts

镀银 Silver Plated

Inserts	Product Model	Order No.	Inserts	Product Model	Order No.
Male	DSM-0.37	1 007 06 0000009	Female	DSF-0.37	1 007 07 0000009
	DSM-0.5	1 007 06 0000010		DSF-0.5	1 007 07 0000010
	DSM-0.75	1 007 06 0000011		DSF-0.75	1 007 07 0000011
	DSM-1.0	1 007 06 0000012		DSF-1.0	1 007 07 0000012
	DSM-1.5	1 007 06 0000013		DSF-1.5	1 007 07 0000013
	DSM-2.5	1 007 06 0000014		DSF-2.5	1 007 07 0000014



Wire gauge		φ	Stripping length
0.14-0.37 mm ²	AWG 26-22	0.9 mm	8 mm
0.5 mm ²	AWG 20	1.1 mm	8 mm
0.75 mm ²	AWG 18	1.3 mm	8 mm
1 mm ²	AWG 18	1.45 mm	8 mm
1.5 mm ²	AWG 16	1.75 mm	8 mm
2.5 mm ²	AWG 14	2.25 mm	6 mm

镀金 Gold Plated

Inserts	Product Model	Order No.	Inserts	Product Model	Order No.
Male	DGM-0.37	1 007 06 0000015	Female	DGF-0.37	1 007 07 0000015
	DGM-0.5	1 007 06 0000016		DGF-0.5	1 007 07 0000016
	DGM-0.75	1 007 06 0000017		DGF-0.75	1 007 07 0000017
	DGM-1.0	1 007 06 0000018		DGF-1.0	1 007 07 0000018
	DGM-1.5	1 007 06 0000019		DGF-1.5	1 007 07 0000019
	DGM-2.5	1 007 06 0000020		DGF-2.5	1 007 07 0000020

插芯 Inserts 可与框架及其他所有模块产品组合使用 Combination With Hinged Frame and Other Modules Possible.

技术参数 Technical Characteristics

规范	Specifications	DIN EN 60 664 / DIN EN 61 984
插芯	Inserts	
接插件针数	Number Of Contacts	008/0+PE
额定电流	Rated Current	16A
额定电压	Rated Voltage	500V
额定脉冲电压	Rated Impulse Voltage	6KV
污染等级	Pollution Degree	3
污染等级2时	Pollution Degree 2	16A 400/690V 6KV
绝缘电阻	Insulation Resistance	$\geq 10^{10}\Omega$
材料	Material	聚碳酸酯 Polycarbonate
工作温度范围	Limiting Temperatures	-40°C...+125°C
依据UL 94的阻燃等级	Flammability Acc. To UL 94	V0
据UL/CUL额定电压	Rated Voltage Acc.To UL/CUL	600V
可拔插次数	Mating Cycles	≥ 500
插针	Contacts	
材料	Material	铜合金 Copper Alloy
表面处理	Surface	镀银/镀金 Hard Silver-Plated Hard Gold-Plated
接触电阻	Contact Resistance	$\leq 1m\Omega$
接线形式	Terminal	冷压连接 Crimp Termination
导线规格	Wire Gauge	0.14-4.0mm ² AWG 26-12

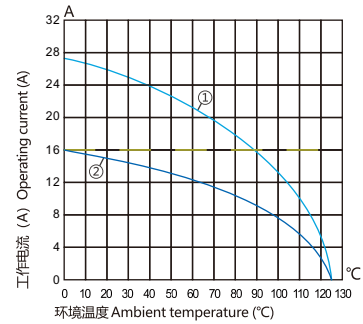
电流负载能力 Current Carrying Capacity

电流负载能力所受的限制主要来自包含插针的接插体可承受的最大温度。

测试和控制过程依据 DIN EN 60512-3。

The current carrying is limited by maximum temperature of materials for Inserts and contacts including terminals.

Measuring and testing techniques according to DINEN 60512-3.



① 2.5mm² ② 1.5mm²

→ HQ-008/0+ ⊕

500V/16A Size HC 8+ ⊕

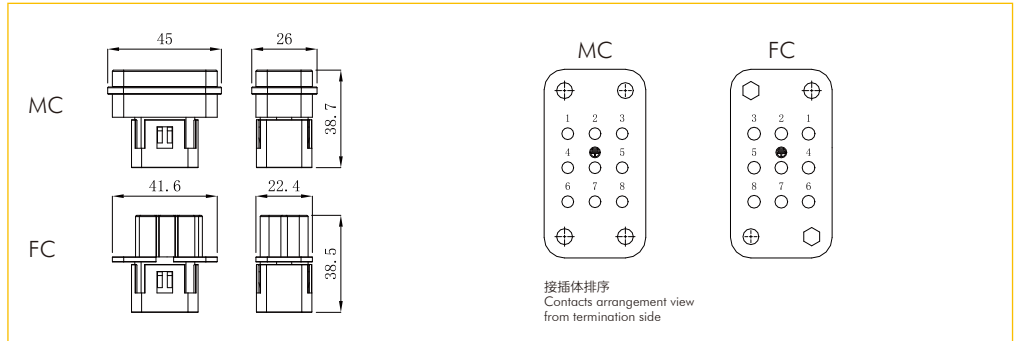
匹配 HC 外壳系列,参见P203 For HC,Hood/Housing Please Refer Page No. P203

Identification	Product Model	Order No.	Product Model	Order No.
----------------	---------------	-----------	---------------	-----------

冷压连接 / Crimp Termination

HQ-008/0-MC	1 007 03 0000135	HQ-008/0-FC	1 007 03 0000136
-------------	------------------	-------------	------------------

Dimensions mm

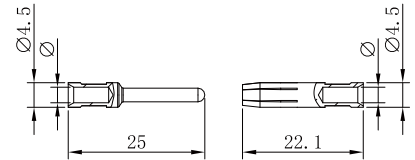


16A冷压针孔 / 16A Crimp Contacts

镀银 Silver Plated



Inserts	Product Model	Order No.	Inserts	Product Model	Order No.
Male	ESM-0.37	1 007 06 0000021	Female	ESF-0.37	1 007 07 0000021
	ESM-0.5	1 007 06 0000022		ESF-0.5	1 007 07 0000022
	ESM-0.75	1 007 06 0000023		ESF-0.75	1 007 07 0000023
	ESM-1.0	1 007 06 0000024		ESF-1.0	1 007 07 0000024
	ESM-1.5	1 007 06 0000025		ESF-1.5	1 007 07 0000025
	ESM-2.5	1 007 06 0000026		ESF-2.5	1 007 07 0000026
	ESM-4.0	1 007 06 0000027		ESF-4.0	1 007 07 0000027



Marking	Wire gauge	Stripping length	
no groove	0.14-0.37 mm ²	AWG 26-22	7.5 mm
no groove	0.5 mm ²	AWG 20	7.5 mm
1 no groove	0.75 mm ²	AWG 18	7.5 mm
1 no groove	1 mm ²	AWG 18	7.5 mm
2 no grooves	1.5 mm ²	AWG 16	7.5 mm
3 no grooves	2.5 mm ²	AWG 14	7.5 mm
wide groove	3 mm ²	AWG 12	7.5 mm
no groove	4 mm ²	AWG 12	7.5 mm

镀金 Gold Plated



Inserts	Product Model	Order No.	Inserts	Product Model	Order No.
Male	EGM-0.37	1 007 06 0000028	Female	EGF-0.37	1 007 07 0000028
	EGM-0.5	1 007 06 0000029		EGF-0.5	1 007 07 0000029
	EGM-0.75	1 007 06 0000030		EGF-0.75	1 007 07 0000030
	EGM-1.0	1 007 06 0000031		EGF-1.0	1 007 07 0000031
	EGM-1.5	1 007 06 0000032		EGF-1.5	1 007 07 0000032
	EGM-2.5	1 007 06 0000033		EGF-2.5	1 007 07 0000033
	EGM-4.0	1 007 06 0000034		EGF-4.0	1 007 07 0000034

插芯 Inserts 可与框架及其他所有模块产品组合使用 Combination With Hinged Frame and Other Modules Possible.

技术参数 Technical Characteristics

规范	Specifications	DIN EN 60 664 / DIN EN 61 984
插芯	Inserts	
接插件针数	Number Of Contacts	17+PE
额定电流	Rated Current	10A
额定电压	Rated Voltage	160V
额定脉冲电压	Rated Impulse Voltage	6KV
污染等级	Pollution Degree	3
绝缘电阻	Insulation Resistance	$\geq 10^{10}\Omega$
材料	Material	聚碳酸酯 Polycarbonate
工作温度范围	Limiting Temperatures	-40°C...+125°C
依据UL 94的阻燃等级	Flammability Acc. To UL 94	V0
据UL/CUL额定电压	Rated Voltage Acc.To UL/CUL	250V
可拔插次数	Mating Cycles	≥ 500
插针	Contacts	
材料	Material	铜合金 Copper Alloy
表面处理	Surface	镀银/镀金 Hard Silver-Plated Hard Gold-Plated
接触电阻	Contact Resistance	$\leq 3m\Omega$
接线形式	Terminal	冷压连接 Crimp Termination
导线规格	Wire Gauge	0.14-2.5mm ² AWG26-14

→ HQ-17+ ⊕

160V/10A Size H3A 4+ ⊕

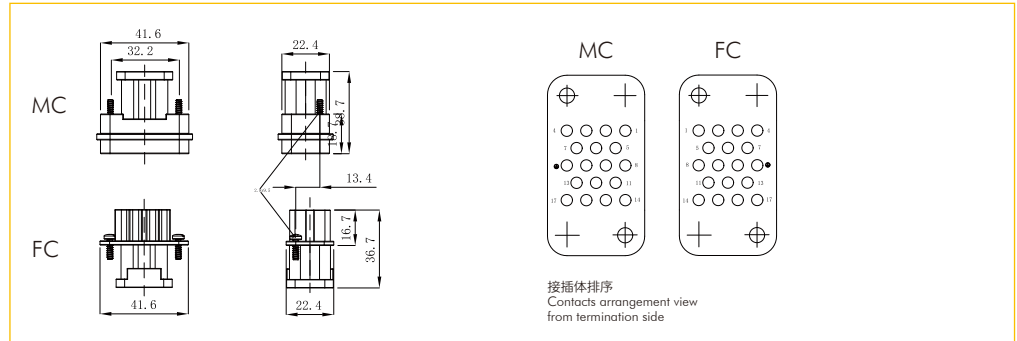
匹配 H3A 外壳系列,参见P155-159 For HC,Hood/Housing Please Refer Page No. P155-159

Identification	Product Model	Order No.	Product Model	Order No.
----------------	---------------	-----------	---------------	-----------

冷压连接 / Crimp Termination

HQ-017-MC	1 007 03 0000137	HQ-017-FC	1 007 03 0000138
-----------	------------------	-----------	------------------

Dimensions mm

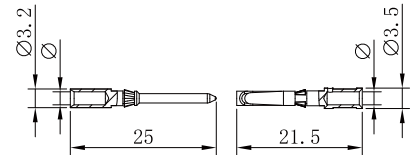


10A冷压针孔 / 10A Crimp Contacts

镀银 Silver Plated



Inserts	Product Model	Order No.	Inserts	Product Model	Order No.
Male	DSM-0.37	1 007 06 0000009	Female	DSF-0.37	1 007 07 0000009
	DSM-0.5	1 007 06 0000010		DSF-0.5	1 007 07 0000010
	DSM-0.75	1 007 06 0000011		DSF-0.75	1 007 07 0000011
	DSM-1.0	1 007 06 0000012		DSF-1.0	1 007 07 0000012
	DSM-1.5	1 007 06 0000013		DSF-1.5	1 007 07 0000013
	DSM-2.5	1 007 06 0000014		DSF-2.5	1 007 07 0000014



Wire gauge		φ	Stripping length
0.14-0.37 mm ²	AWG 26-22	0.9 mm	8 mm
0.5 mm ²	AWG 20	1.1 mm	8 mm
0.75 mm ²	AWG 18	1.3 mm	8 mm
1 mm ²	AWG 18	1.45 mm	8 mm
1.5 mm ²	AWG 16	1.75 mm	8 mm
2.5 mm ²	AWG 14	2.25 mm	6 mm

镀金 Gold Plated



Inserts	Product Model	Order No.	Inserts	Product Model	Order No.
Male	DGM-0.37	1 007 06 0000015	Female	DGF-0.37	1 007 07 0000015
	DGM-0.5	1 007 06 0000016		DGF-0.5	1 007 07 0000016
	DGM-0.75	1 007 06 0000017		DGF-0.75	1 007 07 0000017
	DGM-1.0	1 007 06 0000018		DGF-1.0	1 007 07 0000018
	DGM-1.5	1 007 06 0000019		DGF-1.5	1 007 07 0000019
	DGM-2.5	1 007 06 0000020		DGF-2.5	1 007 07 0000020

→ 6B/10B/16B/24B

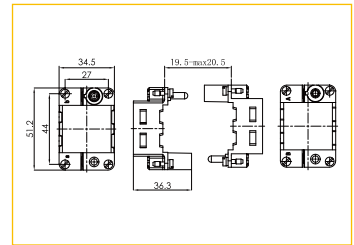
技术参数	Technical Parameter
模块数量	Number of Modules 2, 3, 4, 6
接地线	Ground Wire
功率线	Power Line
	4-10mm ² 选配 Choosing PE-E16, 可扩展到 Extended To 16mm ² 选配 Choosing PE-E25, 可扩展到 Extended To 25mm ² (详见 Page P10-20页), 仅适配高结构外壳或OM Only For High Structure Housings or OM
信号线	The Signal Line
	AWG 12-8 1-2.5mm ² 18-14
材料	Material 压铸锌合金 Die Cast Zinc Alloy
工作温度范围	Temperature Range -40 C...+125 C
可拔插次数	Mating Cycles ≥500

Identification	Product Model	Order No.	Dimensions mm
----------------	---------------	-----------	---------------


6B 活动框架 / 6B Activity Framework



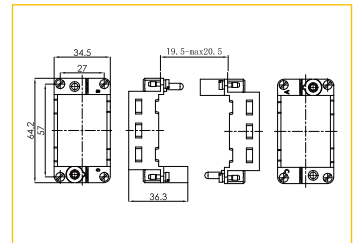
H06B-02-M-1	1 007 05 000001
H06B-02-F-1	1 007 05 000002




10B 活动框架 / 10B Activity Framework



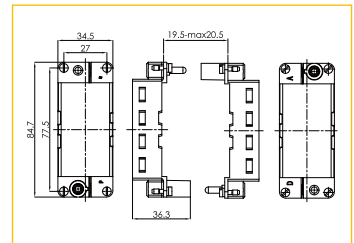
H10B-03-M-1	1 007 05 000003
H10B-03-F-1	1 007 05 000004




16B 活动框架 / 16B Activity Framework



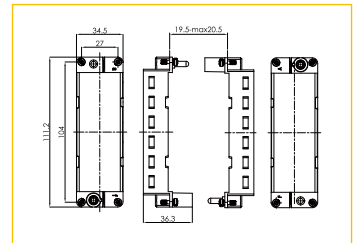
H16B-04-M-1	1 007 05 000005
H16B-04-F-1	1 007 05 000006



24B 活动框架 / 24B Activity Framework



H24B-06-M-1	1 007 05 000007
H24B-06-F-1	1 007 05 000008



→ 6B/10B/16B/24B

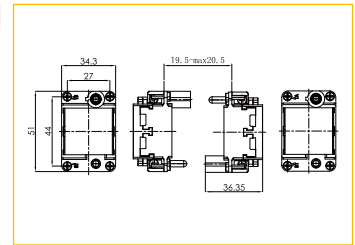
技术参数	Technical Parameter	
模块数量	Number of Modules	2, 3, 4, 6
接地线	Ground Wire	
功率线	Power Line	4-10mm ² 选配 Choosing PE-E16, 可扩展到 Extended To 16mm ² 选配 Choosing PE-E25, 可扩展到 Extended To 25mm ² (详见 Page P10-20页), 仅适配高结构外壳或OM Only For High Structure Housings or OM
		AWG 12-8
信号线	The Signal Line	1-2.5mm ²
		18-14
材料	Material	压铸锌合金 Die Cast Zinc Alloy
工作温度范围	Temperature Range	-40 C...+125 C
可拔插次数	Mating Cycles)	≥500

Identification	Product Model	Order No.	Dimensions mm
----------------	---------------	-----------	---------------

6B 活动框架 / 6B Activity Framework



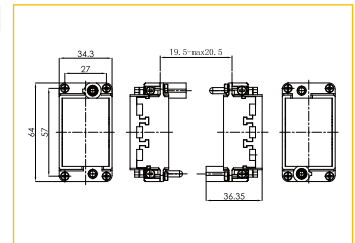
H06B-02-M-2	1 007 05 000009
H06B-02-F-2	1 007 05 000035



10B 活动框架 / 10B Activity Framework



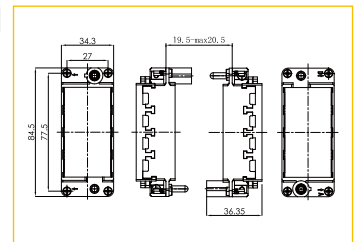
H10B-03-M-2	1 007 05 000010
H10B-03-F-2	1 007 05 000036



16B 活动框架 / 16B Activity Framework



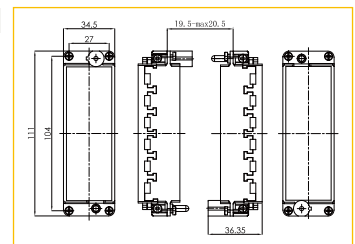
H16B-04-M-2	1 007 05 000011
H16B-04-F-2	1 007 05 000037



24B 活动框架 / 24B Activity Framework



H24B-06-M-2	1 007 05 000012
H24B-06-F-2	1 007 05 000038



→ 6B/10B/16B/24B

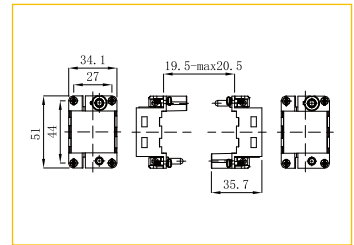
技术参数	Technical Parameter	
模块数量	Number of Modules	2, 3, 4, 6
接地线	Ground Wire	
功率线	Power Line	4-10mm ² 选配 Choosing PE-E16, 可扩展到 Extended To 16mm ² 选配 Choosing PE-E25, 可扩展到 Extended To 25mm ² (详见 Page P10-20页), 仅适配高结构外壳或OM Only For High Structure Housings or OM
		AWG 12-8
信号线	The Signal Line	1-2.5mm ²
		18-14
材料	Material	压铸锌合金 Die Cast Zinc Alloy
工作温度范围	Temperature Range	-40 C...+125 C
可拔插次数	Mating Cycles)	≥500

Identification	Product Model	Order No.	Dimensions mm
----------------	---------------	-----------	---------------

6B 活动框架 / 6B Activity Framework



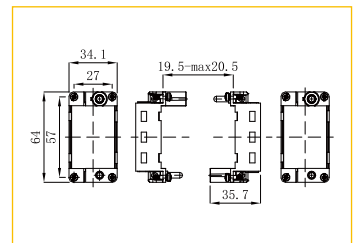
H06B-02-M-3	1 007 05 0000041
H06B-02-F-3	1 007 05 0000042



10B 活动框架 / 10B Activity Framework



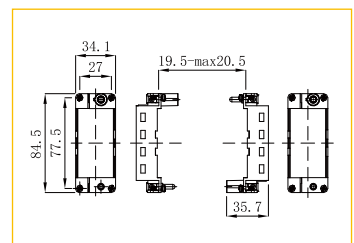
H10B-03-M-3	1 007 05 0000043
H10B-03-F-3	1 007 05 0000044



16B 活动框架 / 16B Activity Framework



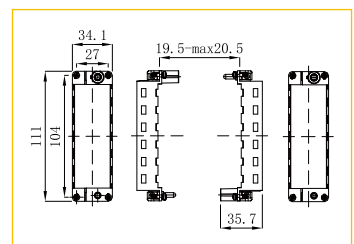
H16B-04-M-3	1 007 05 0000045
H16B-04-F-3	1 007 05 0000046



24B 活动框架 / 24B Activity Framework



H24B-06-M-3	1 007 05 0000047
H24B-06-F-3	1 007 05 0000048



→ 10A

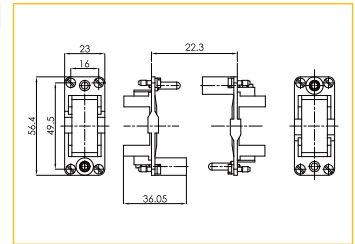
技术参数	Technical Parameter	
模块数量	Number of Modules	适用单个模块 Frame For 1 Module
接地线	Ground Wire	
材料	Material	压铸锌合金 Die Cast Zinc Alloy
工作温度范围	Temperature Range	-40 C...+125 C
可拔插次数	Mating Cycles	≥500

Identification	Product Model	Order No.	Dimensions mm
----------------	---------------	-----------	---------------

10A 活动框架 / 10A Activity Framework



H10A-01-M-1	1 007 05 000013
H10A-01-F-1	1 007 05 000014



空置模块
Filling Module

材料 Material: 聚碳酸酯 Polycarbonate

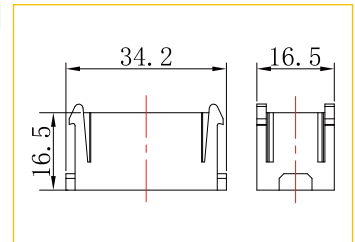
Identification	Product Model	Order No.	Dimensions mm
----------------	---------------	-----------	---------------

空置模块 / Dummy Module


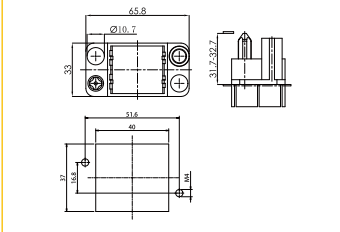

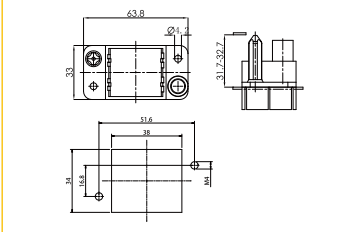

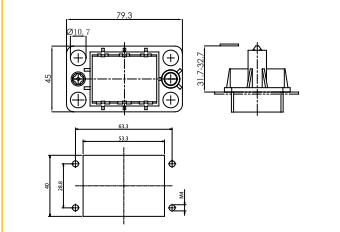

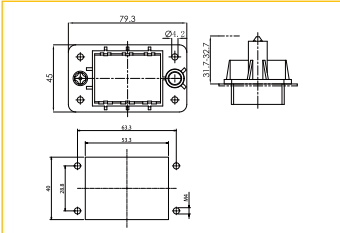


HM-000-N-1	1 007 04 0000118
------------	------------------

用于填充固定框架内剩余的模块空间



材料 Material: 聚碳酸酯 Polycarbonate

Identification	Product Model	Order No.	Dimensions mm
<p>2个模块用对接架 / Docking Rack For 2 Modules</p> 	HPDF-02-M-1	1 007 05 000027	
<p>2个模块用对接架 / Docking Rack For 2 Modules</p> 	HPDF-02-F-1	1 007 05 000028	
<p>3个模块用对接架 / Docking Rack For 3 Modules</p> 	HPDF-03-M-1	1 007 05 000029	
<p>3个模块用对接架 / Docking Rack For 3 Modules</p> 	HPDF-03-F-1	1 007 05 000030	

插芯 Inserts 可与框架及其他所有模块产品组合使用 Combination With Hinged Frame and Other Modules Possible.

技术参数 Technical Characteristics

规范	Specifications	DIN EN 60 664 / DIN EN 61 984
插芯	Inserts	
接插件针数	Number Of Contacts	1
依据 EN 61 984的电气数据	Electrical Data Acc. To EN 61 984	
额定电流	Rated Current	650A
额定电压	Rated Voltage	4000V
额定脉冲电压	Rated Impulse Voltage	18KV
污染程度	Pollution Degree	3
绝缘电阻	Insulation Resistance	$\geq 10^{10}\Omega$
材料	Material	聚酰胺+聚碳酸酯 Polyamide+Polycarbonate
工作温度范围	Limiting Temperatures	-40°C...+125°C
依据UL 94的阻燃等级	Flammability Acc. To UL 94	V0
可拔插次数	Mating Cycles	≥ 500
插针	Contacts	
材料	Material	纯铜 Pure Copper
表面处理	Surface	镀银 Gold Plated
接触电阻	Contact Resistance	$\leq 0.3m\Omega$
冷压连接	Crimp Termination	
mm ²	mm ²	70-240mm ²

HCM650 冷压型模块
Crimp Module 4000V 650A

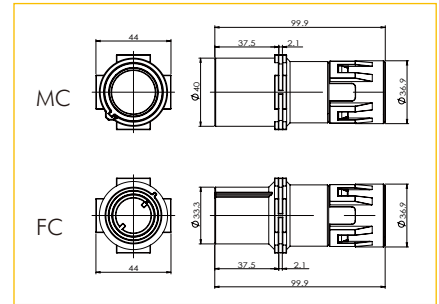


插芯 Inserts 可与框架及其他所有模块产品组合使用 Combination With Hinged Frame and Other Modules Possible.

冷压连接 / Crimp Termination



Inserts	Product Model	Order No.
Male	HCM650-001-MC-1	1 007 04 0000131
Female	HCM650-001-FC-1	1 007 04 0000132

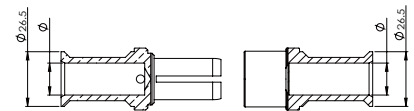


650A冷压针孔 / 650A Crimp Contacts

镀银 Silver Plated



Inserts	Product Model	Order No.	Inserts	Product Model	Order No.
Male	CSM650-70	1 007 06 0000072	Female	CSF650-70	1 007 07 0000075
	CSM650-95	1 007 06 0000073		CSF650-95	1 007 07 0000076
	CSM650-120	1 007 06 0000074		CSF650-120	1 007 07 0000077
	CSM650-150	1 007 06 0000075		CSF650-150	1 007 07 0000078
	CSM650-185	1 007 06 0000076		CSF650-185	1 007 07 0000079
	CSM650-240	1 007 06 0000077		CSF650-240	1 007 07 0000080

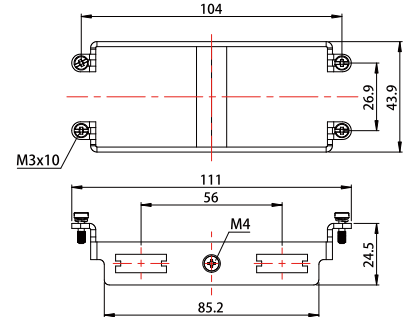


Wire gauge	ϕ	Stripping length
70mm ²	11.5 mm	42 mm
95mm ²	13.5 mm	42 mm
120mm ²	15.5 mm	42 mm
150mm ²	17 mm	42 mm
185mm ²	19 mm	42 mm
240mm ²	21.5 mm	42 mm

配件 / Accessory



Designation	Product Model	Order No.
模块框架 Module framework	H24B-CM650-2M/F-1	1 007 05 0000050



HCM350 冷压型模块
Crimp Module 2000V 350A

插芯 Inserts 可与框架及其他所有模块产品组合使用 Combination With Hinged Frame and Other Modules Possible.

技术参数 Technical Characteristics

规范	Specifications	DIN EN 60 664 / DIN EN 61 984
插芯	Inserts	
接插件针数	Number Of Contacts	1
依据 EN 61 984的电气数据	Electrical Data Acc. To EN 61 984	
额定电流	Rated Current	350A
额定电压	Rated Voltage	2000V
额定脉冲电压	Rated Impulse Voltage	12KV
污染程度	Pollution Degree	3
绝缘电阻	Insulation Resistance	$\geq 10^{10}\Omega$
材料	Material	聚酰胺+聚碳酸酯 Polyamide+Polycarbonate
工作温度范围	Limiting Temperatures	-40°C...+125°C
依据UL 94的阻燃等级	Flammability Acc. To UL 94	V0
可拔插次数	Mating Cycles	≥ 500
插针	Contacts	
材料	Material	铜合金 Copper Alloy
表面处理	Surface	镀银 Gold Plated
接触电阻	Contact Resistance	$\leq 0.3m\Omega$
冷压连接	Crimp Termination	
mm ²	mm ²	25-120mm ²

HCM350 冷压型模块
Crimp Module 2000V 350A

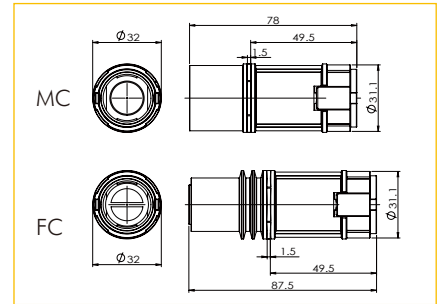


插芯 Inserts 可与框架及其他所有模块产品组合使用 Combination With Hinged Frame and Other Modules Possible.

冷压连接 / Crimp Termination



Inserts	Product Model	Order No.
Male	HCM350-001-MC-1	1 007 04 0000129
Female	HCM350-001-FC-1	1 007 04 0000130

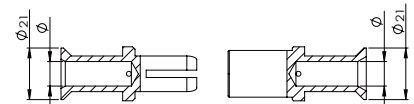


350A冷压针孔 / 350A Crimp Contacts

镀银 Silver Plated



Inserts	Product Model	Order No.	Inserts	Product Model	Order No.
Male	CSM350-25	1 007 06 0000066	Female	CSF350-25	1 007 07 0000069
	CSM350-35	1 007 06 0000067		CSF350-35	1 007 07 0000070
	CSM350-50	1 007 06 0000068		CSF350-50	1 007 07 0000071
	CSM350-70	1 007 06 0000069		CSF350-70	1 007 07 0000072
	CSM350-95	1 007 06 0000070		CSF350-95	1 007 07 0000073
	CSM350-120	1 007 06 0000071		CSF350-120	1 007 07 0000074

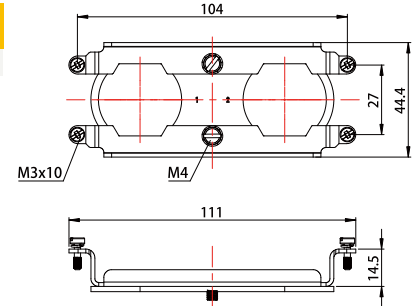


Wire gauge	φ	Stripping length
25mm ²	7 mm	26 mm
35mm ²	8.2 mm	26 mm
50mm ²	10 mm	28 mm
70mm ²	11.5 mm	28 mm
95mm ²	13.5 mm	30 mm
120mm ²	15.5 mm	24 mm

配件 / Accessory



Designation	Product Model	Order No.
模块框架 Module framework	H24B-CM350-2M/F-1	1 007 05 0000049



插芯 Inserts 可与框架及其他所有模块产品组合使用 Combination With Hinged Frame and Other Modules Possible.

技术参数 Technical Characteristics

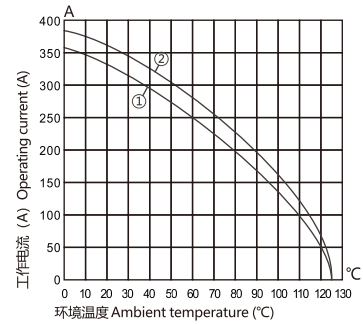
规范	Specifications	DIN EN 60 664 / DIN EN 61 984
插芯	Inserts	
接插件针数	Number Of Contacts	1
依据 EN 61 984的电气数据	Electrical Data Acc. To EN 61 984	
额定电流	Rated Current	300A
额定电压	Rated Voltage	1000V
额定脉冲电压	Rated Impulse Voltage	8KV
污染程度	Pollution Degree	3
依据UL额定电压	Rated Voltage Acc.to UL	1000V
绝缘电阻	Insulation Resistance	$\geq 10^9 \Omega$
材料	Material	聚碳酸酯 Polycarbonate
工作温度范围	Limiting Temperatures	-40°C...+125°C
依据UL 94的阻燃等级	Flammability Acc. To UL 94	V0
可拔插次数	Mating Cycles	≥ 500
插针	Contacts	
材料	Material	铜合金 Copper Alloy
表面处理	Surface	镀银 Hard-Silver Plated
接触电阻	Contact Resistance	$\leq 0.3m\Omega$
冷压连接	Crimp Termination	
mm ²	mm ²	95-120mm ²

电流负载能力 Current Carrying Capacity

电流负载能力所受的限制主要来自包含接插针的接插体可承受的最大温度。

测试和控制过程依据 DIN EN 60512-5。

The current carrying is limited by maximum temperature of materials for Inserts and contacts including terminals. Measuring and testing techniques according to DINEN 60512-5.

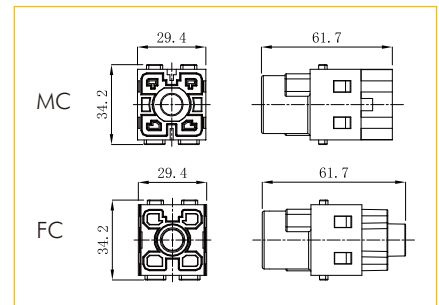


- ① 24B外壳带3个模块, 导线截面: 95mm²
- ② 24B外壳带3个模块, 导线截面: 120mm²
- ① 24B Hoods/Housings With 3 Modules, Wire Gauge: 95mm²
- ② 24B Hoods/Housings With 3 Modules, Wire Gauge: 120mm²

冷压连接 / Crimp Termination



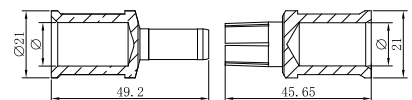
Inserts	Product Model	Order No.
Male	HM300-001-MC-1	1 007 040000001
Female	HM300-001-FC-1	1 007 040000002



300A冷压针孔 / 300A Crimp Contacts

镀银 Silver Plated

Inserts	Product Model	Order No.	Inserts	Product Model	Order No.
Male	CSM300-95	1 007 06 0000057	Female	CSF300-95	1 007 07 0000057
	CSM300-120	1 007 06 0000058		CSF300-120	1 007 07 0000058



Wire gauge	φ	Stripping length
95 mm ²	13.55 mm	22.5 mm
120 mm ²	15.55 mm	22.5 mm

插芯 Inserts 可与框架及其他所有模块产品组合使用 Combination With Hinged Frame and Other Modules Possible.

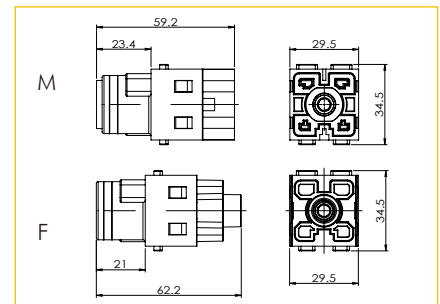
技术参数 Technical Characteristics

规范	Specifications	DIN EN 60 664 / DIN EN 61 984
插芯	Inserts	
接插件针数	Number Of Contacts	1
依据 EN 61 984的电气数据	Electrical Data Acc. To EN 61 984	
额定电流	Rated Current	300A
额定电压	Rated Voltage	1000V
额定脉冲电压	Rated Impulse Voltage	8KV
污染程度	Pollution Degree	3
依据UL额定电压	Rated Voltage Acc.to UL	1000V
绝缘电阻	Insulation Resistance	≥10 ¹⁰ Ω
材料	Material	聚碳酸酯 Polycarbonate
工作温度范围	Limiting Temperatures	-40°C...+125°C
依据UL 94的阻燃等级	Flammability Acc. To UL 94	V0
可拔插次数	Mating Cycles	≥500
插针	Contacts	
材料	Material	铜合金 Copper Alloy
表面处理	Surface	镀银 Gold Plated
接触电阻	Contact Resistance	≤0.3mΩ
轴向连接	Axial Screw Termination	
mm ²	mm ²	70-120mm ²
内六角扳手	Hexagon wrench	SW5
导线规格	Wire Gauge	≤22 mm
拧紧力矩	Tightening Torque	10 Nm-70 mm ² 16 Nm-120 mm ²

轴向螺栓连接 / Axial Screw Termination



Inserts	Product Model	Order No.
Male	HM300-001-M-1	1 007 04 0000003
Female	HM300-001-F-1	1 007 04 0000004



插芯 Inserts 可与框架及其他所有模块产品组合使用 Combination With Hinged Frame and Other Modules Possible.

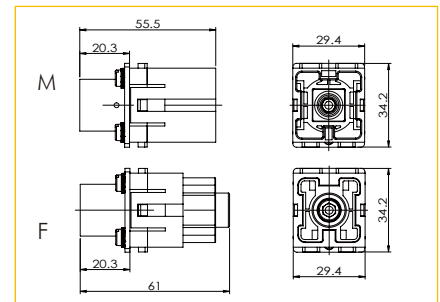
技术参数 Technical Characteristics

规范	Specifications	DIN EN 60 664 / DIN EN 61 984
插芯	Inserts	
接插件针数	Number Of Contacts	1
依据 EN 61 984 的电气数据	Electrical Data Acc. To EN 61 984	
额定电流	Rated Current	300A
额定电压	Rated Voltage	1000V
额定脉冲电压	Rated Impulse Voltage	8KV
污染程度	Pollution Degree	3
依据UL额定电压	Rated Voltage Acc.to UL	1000V
绝缘电阻	Insulation Resistance	≥10 ¹⁰ Ω
材料	Material	聚碳酸酯 Polycarbonate
工作温度范围	Limiting Temperatures	-40℃...+125℃
依据UL 94的阻燃等级	Flammability Acc. To UL 94	V0
可拔插次数	Mating Cycles	≥500
插针	Contacts	
材料	Material	铜合金 Copper Alloy
表面处理	Surface	镀银 Gold Plated
接触电阻	Contact Resistance	≤0.3mΩ
轴向连接	Axial Screw Termination	
mm ²	mm ²	90-120mm ²
内六角扳手	Hexagon wrench	SW5
线芯外径	Wire core outer diameter	≤29 mm
剥线长度(mm)	Stripping length(mm)	19 ... 20 mm
拧紧力矩	Tightening Torque	14 Nm-95 mm ² 16 Nm-120 mm ²

轴向螺栓连接 / Axial Screw Termination



Inserts	Product Model	Order No.
Male	HMPE300-001-M-1	1 007 04 0000005
Female	HMPE300-001-F-1	1 007 04 0000006



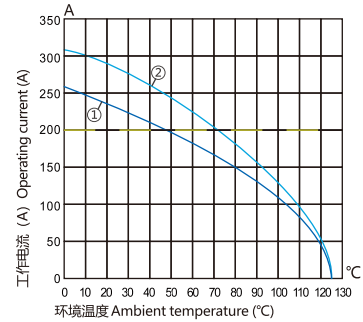
插芯 Inserts 可与框架及其他所有模块产品组合使用 Combination With Hinged Frame and Other Modules Possible.

技术参数 Technical Characteristics

规范	Specifications	DIN EN 60 664 / DIN EN 61 984
插芯	Inserts	
接插件针数	Number Of Contacts	1
依据 EN 61 984 的电气数据	Electrical Data Acc. To EN 61 984	
额定电流	Rated Current	200A
额定电压	Rated Voltage	1000V
额定脉冲电压	Rated Impulse Voltage	8KV
污染程度	Pollution Degree	3
依据UL 94的阻燃等级	Rated Voltage Acc.to UL	600V
绝缘电阻	Insulation Resistance	$\geq 10^9 \Omega$
材料	Material	聚碳酸酯 Polycarbonate
工作温度范围	Limiting Temperatures	-40°C...+125°C
依据UL 94的阻燃等级	Flammability Acc. To UL 94	V0
可拔插次数	Mating Cycles	≥ 500
插针	Contacts	
材料	Material	铜合金 Copper Alloy
表面处理	Surface	镀银 Hard-Silver Plated
接触电阻	Contact Resistance	$\leq 0.2m\Omega$
电缆绞线依据IEC 60 228-5	To IEC 60 228 Class 5	
轴向螺栓连接	Axial Screw Termination	
mm ²	mm ²	25-70mm ²
AWG	AWG	2-0
内六角扳手	Hexagonal Driver	SW 5
导线规格 (mm ²)	Conductor Specification(mm ²)	25 35 50 70
剥线长度(mm)	Stripping length(mm)	16 16 16 16
拧紧力矩(Nm)	Tightening Torque(Nm)	8 8 9 10

电流负载能力 Current Carrying Capacity

电流负载能力所受的限制主要来自包含接插针的接插体可承受的最大温度。
测试和控制过程依据 DIN EN 60512-5。
The current carrying is limited by maximum temperature of materials for Inserts and contacts including terminals.
Measuring and testing techniques according to DINEN 60512-5.

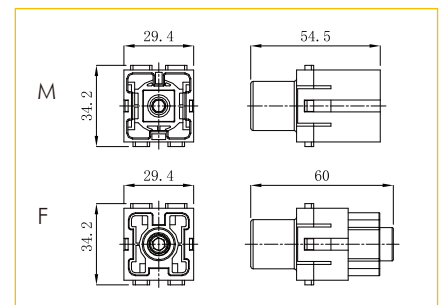


- ① 24B外壳带3个模块，导线截面：50mm²
- ② 24B外壳带3个模块，导线截面：70mm²
- ① 24B Hoods/Housings With 3 Modules, Wire Gauge: 50mm²
- ② 24B Hoods/Housings With 3 Modules, Wire Gauge: 70mm²

轴向螺栓连接 / Axial Screw Termination



Inserts	Product Model	Order No.	Wire gauge
Male	HM200-001-M-1	1 007 04 0000009	25-40mm ²
	HM200-001-M-2	1 007 04 0000011	40-70mm ²
Female	HM200-001-F-1	1 007 04 0000010	25-40mm ²
	HM200-001-F-2	1 007 04 0000012	40-70mm ²



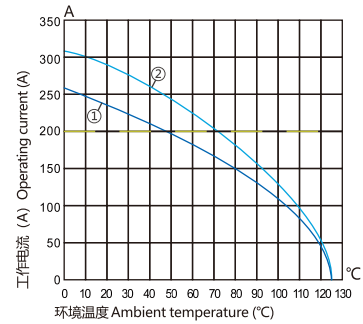
插芯 Inserts 可与框架及其他所有模块产品组合使用 Combination With Hinged Frame and Other Modules Possible.

技术参数 Technical Characteristics

规范	Specifications	DIN EN 60 664 / DIN EN 61 984
插芯	Inserts	
接插件针数	Number Of Contacts	1
依据 EN 61 984 的电气数据	Electrical Data Acc. To EN 61 984	
额定电流	Rated Current	200A
额定电压	Rated Voltage	1000V
额定脉冲电压	Rated Impulse Voltage	8KV
污染程度	Pollution Degree	3
依据UL 额定电压	Rated Voltage Acc. To UL	600V
绝缘电阻	Insulation Resistance	$\geq 10^9 \Omega$
材料	Material	聚碳酸酯 Polycarbonate
工作温度范围	Limiting Temperatures	-40°C...+125°C
依据UL 94 的阻燃等级	Flammability Acc. To UL 94	V0
可拔插次数	Mating Cycles	≥ 500
插针	Contacts	
材料	Material	铜合金 Copper Alloy
表面处理	Surface	镀银 Hard-Silver Plated
接触电阻	Contact Resistance	$\leq 0.2m\Omega$
电缆绞线依据IEC 60 228-5	To IEC 60 228 Class 5	
轴向螺栓连接	Axial Screw Termination	
mm ²	mm ²	25-70mm ²
AWG	AWG	2-0
内六角扳手	Hexagonal Driver	SW 5
导线规格 (mm ²)	Conductor Specification(mm ²)	25 35 50 70
剥线长度(mm)	Stripping length(mm)	16 16 16 16
拧紧力矩(Nm)	Tightening Torque(Nm)	8 8 9 10

电流负载能力 Current Carrying Capacity

电流负载能力所受的限制主要来自包含接插针的接插体可承受的最大温度。
测试和控制过程依据 DIN EN 60512-5。
The current carrying is limited by maximum temperature of materials for Inserts and contacts including terminals.
Measuring and testing techniques according to DINEN 60512-5.

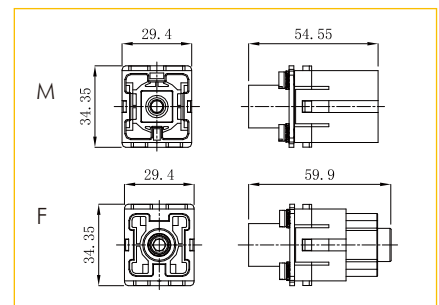


- ① 24B外壳带3个模块，导线截面：50mm²
- ② 24B外壳带3个模块，导线截面：70mm²
- ① 24B Hoods/Housings With 3 Modules, Wire Gauge: 50mm²
- ② 24B Hoods/Housings With 3 Modules, Wire Gauge: 70mm²

轴向螺栓连接 / Axial Screw Termination



Inserts	Product Model	Order No.	Wire gauge
Male	HMPE200-001-M-1	1 007 040000025	25-40mm ²
	HMPE200-001-M-2	1 007 040000027	40-70mm ²
Female	HMPE200-001-F-1	1 007 040000026	25-40mm ²
	HMPE200-001-F-2	1 007 040000028	40-70mm ²



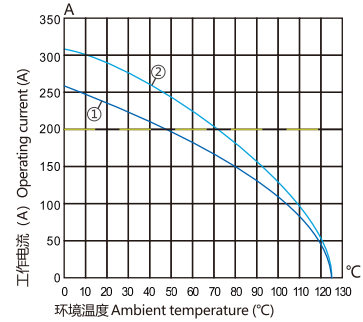
插芯 Inserts 可与框架及其他所有模块产品组合使用 Combination With Hinged Frame and Other Modules Possible.

技术参数 Technical Characteristics

规范	Specifications	DIN EN 60 664 / DIN EN 61 984
插芯	Inserts	
接插件针数	Number Of Contacts	1
依据 EN 61 984 的电气数据	Electrical Data Acc. To EN 61 984	
额定电流	Rated Current	200A
额定电压	Rated Voltage	1000V
额定脉冲电压	Rated Impulse Voltage	8KV
污染程度	Pollution Degree	3
依据UL额定电压	Rated Voltage Acc.To UL	1000V
绝缘电阻	Insulation Resistance	≥10 ¹⁰ Ω
材料	Material	聚碳酸酯 Polycarbonate
工作温度范围	Limiting Temperatures	-40°C...+125°C
依据UL 94的阻燃等级	Flammability Acc. To UL 94	V0
可拔插次数	Mating Cycles	≥500
插针	Contacts	
材料	Material	铜合金 Copper Alloy
表面处理	Surface	镀银 Hard-silver Plated
接触电阻	Contact Resistance	≤0.3mΩ
冷压连接	Crimp Termination	
mm ²	mm ²	25-70mm ²
剥线长度	Stripping length	22.5mm
最大电缆直径	Max. Insulation Diameter	18mm

电流负载能力
Current Carrying Capacity

电流负载能力所受的限制主要来自包含接插针的接插件可承受的最大温度。
测试和控制过程依据 DIN EN 60512-5。
The current carrying is limited by maximum temperature of materials for Inserts and contacts including terminals.
Measuring and testing techniques according to DINEN 60512-5.

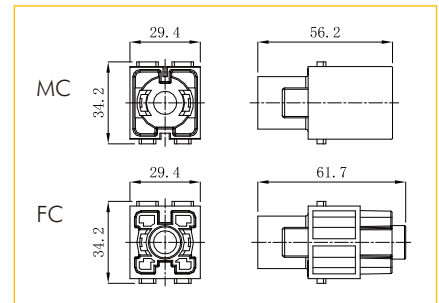


- ① 24B外壳带3个模块，导线截面：50mm²
- ② 24B外壳带3个模块，导线截面：70mm²
- ① 24B Hoods/Housings With 3 Modules, Wire Gauge: 50mm²
- ② 24B Hoods/Housings With 3 Modules, Wire Gauge: 70mm²

冷压连接 / Crimp Termination



Inserts	Product Model	Order No.
Male	HM200-001-MC-1	1 007 04 000008
Female	HM200-001-FC-1	1 007 04 000007

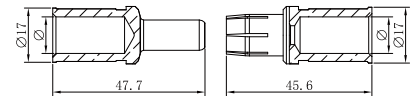


200A冷压针孔 / 200A Crimp Contacts

镀银 Silver Plated



Inserts	Product Model	Order No.	Inserts	Product Model	Order No.
Male	CSM200-25	1 007 06 0000053	Female	CSF200-25	1 007 07 0000053
	CSM200-35	1 007 06 0000054		CSF200-35	1 007 07 0000054
	CSM200-50	1 007 06 0000055		CSF200-50	1 007 07 0000055
	CSM200-70	1 007 06 0000056		CSF200-70	1 007 07 0000056



Wire gauge	φ	Stripping length
25 mm ²	7 mm	22.5 mm
35 mm ²	8.2 mm	22.5 mm
50 mm ²	10 mm	22.5 mm
70 mm ²	11.5 mm	22.5 mm

电缆绞线依据 IEC 60 228-5
For stranded wire according to IEC 60 288 Class 5

插芯 Inserts 可与框架及其他所有模块产品组合使用 Combination With Hinged Frame and Other Modules Possible.

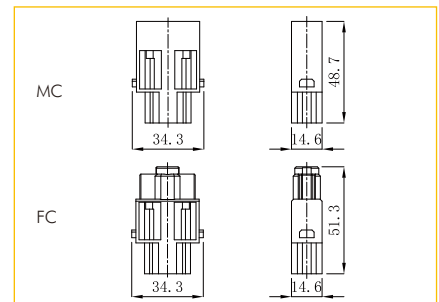
技术参数 Technical Characteristics

规范	Specifications	DIN EN 60 664 / DIN EN 61 984
插芯	Inserts	
接插件针数	Number Of Contacts	1
依据 EN 61 984的电气数据	Electrical Data Acc. To EN 61 984	
额定电流	Rated Current	100A
额定电压	Rated Voltage	830V
额定脉冲电压	Rated Impulse Voltage	8KV
污染程度	Pollution Degree	3
绝缘电阻	Insulation Resistance	$\geq 10^{10}\Omega$
材料	Material	聚碳酸酯 Polycarbonate
工作温度范围	Limiting Temperatures	-40°C...+125°C
依据UL 94的阻燃等级	Flammability Acc. To UL 94	V0
可拔插次数	Mating Cycles	≥ 500
插针	Contacts	
材料	Material	铜合金 Copper Alloy
表面处理	Surface	镀银 Hard-Silver Plated
接触电阻	Contact Resistance	$\leq 0.3m\Omega$
冷压连接	Crimp Termination	
mm ²	mm ²	10-35mm ²
最大电缆直径	Max. Insulation Diameter	13mm

冷压连接 / Crimp Termination



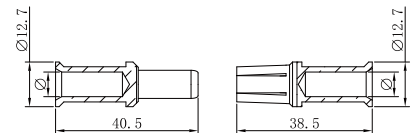
Inserts	Product Model	Order No.
Male	HM100-001-MC-1	1 007 04 0000017
Female	HM100-001-FC-1	1 007 04 0000018



100A冷压针孔 / 100A Crimp Contacts

镀银 Silver Plated

Inserts	Product Model	Order No.	Inserts	Product Model	Order No.
Male	CSM100-10	1 007 06 0000049	Female	CSF100-10	1 007 07 0000049
	CSM100-16	1 007 06 0000050		CSF100-16	1 007 07 0000050
	CSM100-25	1 007 06 0000051		CSF100-25	1 007 07 0000051
	CSM100-35	1 007 06 0000052		CSF100-35	1 007 07 0000052



Wire gauge	φ	Stripping length
10 mm ²	4.3 mm	19 mm
16 mm ²	5.5 mm	19 mm
25 mm ²	7 mm	19 mm
35 mm ²	8.2 mm	16 mm

电缆绞线依据 IEC 60 228-5
For stranded wire according to IEC 60 288 Class 5

插芯 Inserts 可与框架及其他所有模块产品组合使用 Combination With Hinged Frame and Other Modules Possible.

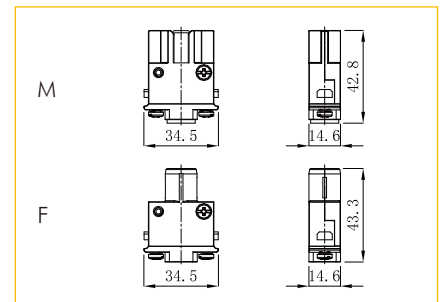
技术参数 Technical Characteristics

规范	Specifications	DIN EN 60 664 / DIN EN 61 984
插芯	Inserts	
接插件针数	Number Of Contacts	1
绝缘电阻	Insulation Resistance	$\geq 10^{10}\Omega$
材料	Material	锌压铸, 镀镍 Zinc Die-Cast, Nickel-Plated
工作温度范围	Limiting Temperatures	-40°C...+125°C
依据UL 94的阻燃等级	Flammability Acc. To UL 94	V0
可拔插次数	Mating Cycles	≥ 500
插针	Contacts	
材料	Material	铜合金 Copper Alloy
表面处理	Surface	镀银 Hard-Silver Plated
接触电阻	Contact Resistance	$\leq 0.3m\Omega$
轴向螺栓连接	Axial Screw Termination	
mm ²	mm ²	10-38mm ²
内六角扳手	Hexagonal Driver	SW 4
导线规格 (mm ²)	Conductor Specification(mm ²)	10 16 25 35
剥线长度(mm)	Stripping length(mm)	19 19 19 16
拧紧力矩(Nm)	Tightening Torque(Nm)	6 6 7 8

轴向螺栓连接 / Axial Screw Termination



Inserts	Product Model	Order No.	Wire gauge
Male	HMPE100-001-M-1	1 007 04 0000015	10-25mm ²
	HMPE100-001-M-2	1 007 04 0000121	16-35mm ²
	HMPE100-001-M-3	1 007 04 0000123	22-38mm ²
Female	HMPE100-001-F-1	1 007 04 0000016	10-25mm ²
	HMPE100-001-F-2	1 007 04 0000122	16-35mm ²
	HMPE100-001-F-3	1 007 04 0000124	22-38mm ²



插芯 Inserts 可与框架及其他所有模块产品组合使用 Combination With Hinged Frame and Other Modules Possible.

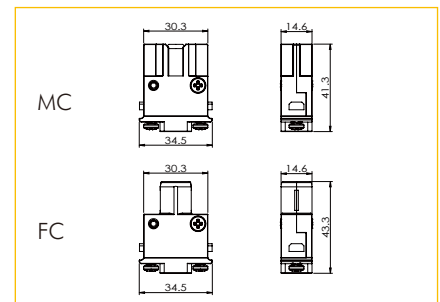
技术参数 Technical Characteristics

规范	Specifications	DIN EN 60 664 / DIN EN 61 984
插芯	Inserts	
接插件针数	Number Of Contacts	1
依据 EN 61 984的电气数据	Electrical Data Acc. To EN 61 984	
额定电流	Rated Current	100A
额定电压	Rated Voltage	50V
额定脉冲电压	Rated Impulse Voltage	0.8KV
污染程度	Pollution Degree	3
依据UL额定电压	Rated Voltage Acc.to UL	1000V
绝缘电阻	Insulation Resistance	$\geq 10^{10}\Omega$
材料	Material	锌合金 (镀镍) Nickel-plated Zinc+PC
工作温度范围	Limiting Temperatures	-40°C...+125°C
依据UL 94的阻燃等级	Flammability Acc. To UL 94	V0
可拔插次数	Mating Cycles	≥ 500
插针	Contacts	
材料	Material	铜合金 Copper Alloy
表面处理	Surface	镀银 Gold Plated
接触电阻	Contact Resistance	$\leq 0.3m\Omega$
冷压连接	Crimp Termination	
mm ²	mm ²	10-35mm ²

冷压连接 / Crimp Termination



Inserts	Product Model	Order No.	Wire diameter mm ²
Male	HMPE100-001-MC-1	1 007 04 0000013	10
	HMPE100-001-MC-2	1 007 04 0000125	16
	HMPE100-001-MC-3	1 007 04 0000127	25
	HMPE100-001-MC-4	1 007 04 0000135	35
Female	HMPE100-001-FC-1	1 007 04 0000014	10
	HMPE100-001-FC-2	1 007 04 0000126	16
	HMPE100-001-FC-3	1 007 04 0000128	25
	HMPE100-001-FC-4	1 007 040 000136	35



技术参数 Technical Characteristics

规范	Specifications	DIN EN 60 664 / DIN EN 61 984
插芯 Inserts		
接插件针数	Number Of Contacts	2
依据 EN 61 984的电气数据	Electrical Data Acc. To EN 61 984	
额定电流	Rated Current	100A
额定电压	Rated Voltage	1000V
额定脉冲电压	Rated Impulse Voltage	8KV
污染程度	Pollution Degree	3
绝缘电阻	Insulation Resistance	≥10 ¹⁰ Ω
材料	Material	聚碳酸酯 Polycarbonate
工作温度范围	Limiting Temperatures	-40℃...+125℃
依据UL 94的阻燃等级	Flammability Acc. To UL 94	V0
可拔插次数	Mating Cycles	≥500
插针 Contacts		
材料	Material	铜合金 Copper Alloy
表面处理	Surface	镀银 Hard-Silver Plated
接触电阻	Contact Resistance	≤0.3mΩ
电缆绞线依据IEC 60 228-5	To IEC 60 228 Class 5	
轴向螺栓连接	Axial Screw Termination	
mm ²	mm ²	10-35mm ²
AWG	AWG	6-2
内六角扳手	Hexagonal Driver	SW 4
导线规格 (mm ²)	Conductor Specification(mm ²)	10 16 25 35
剥线长度(mm)	Stripping length(mm)	13 13 13 13
拧紧力矩(Nm)	Tightening Torque(Nm)	6 6 7 8

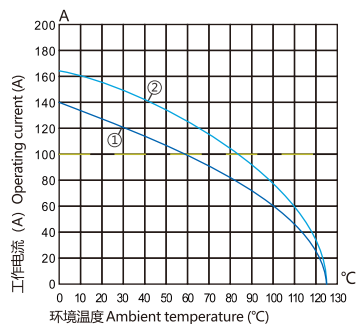
电流负载能力 Current Carrying Capacity

电流负载能力所受的限制主要来自包含接插针的接插体可承受的最大温度。

测试和控制过程依据 DIN EN 60512-5。

The current carrying is limited by maximum temperature of materials for Inserts and contacts including terminals.

Measuring and testing techniques according to DINEN 60512-5.

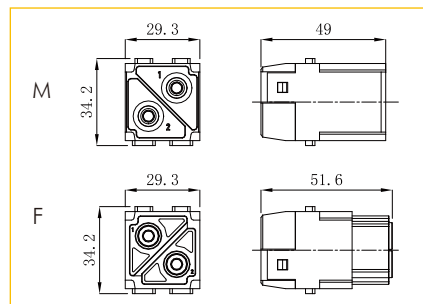


- ①24B外壳带3个模块，导线截面：25mm²
- ②24B外壳带3个模块，导线截面：35mm²
- ① 24B Hoods/Housings With 3 Modules, Wire Gauge: 25mm²
- ② 24B Hoods/Housings With 3 Modules, Wire Gauge: 35mm²

轴向螺栓连接 / Axial Screw Termination



Inserts	Product Model	Order No.	Wire gauge
Male	HM100-002-M-1	1 007 04 0000019	10-25mm ²
	HM100-002-M-2	1 007 04 0000021	16-35mm ²
Female	HM100-002-F-1	1 007 04 0000020	10-25mm ²
	HM100-002-F-2	1 007 04 0000022	16-35mm ²



插芯 Inserts 可与框架及其他所有模块产品组合使用 Combination With Hinged Frame and Other Modules Possible.

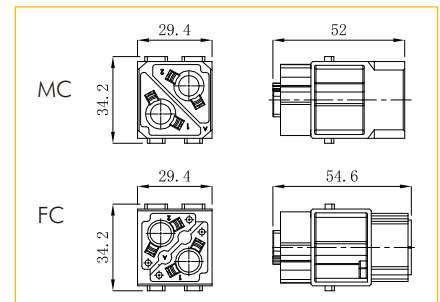
技术参数 Technical Characteristics

规范	Specifications	DIN EN 60 664 / DIN EN 61 984
插芯	Inserts	
接插件针数	Number Of Contacts	2
依据 EN 61 984的电气数据	Electrical Data Acc. To EN 61 984	
额定电流	Rated Current	100A
额定电压	Rated Voltage	1000V
额定脉冲电压	Rated Impulse Voltage	8KV
污染程度	Pollution Degree	3
绝缘电阻	Insulation Resistance	$\geq 10^{10}\Omega$
材料	Material	聚碳酸酯 Polycarbonate
工作温度范围	Limiting Temperatures	-40°C...+125°C
依据UL 94的阻燃等级	Flammability Acc. To UL 94	V0
可拔插次数	Mating Cycles	≥ 500
插针	Contacts	
材料	Material	铜合金 Copper Alloy
表面处理	Surface	镀银 Hard-Silver Plated
接触电阻	Contact Resistance	$\leq 0.3m\Omega$
冷压连接	Crimp Termination	
mm ²	mm ²	10-35mm ²
最大电缆直径	Max. Insulation Diameter	14mm

冷压连接 / Crimp Termination



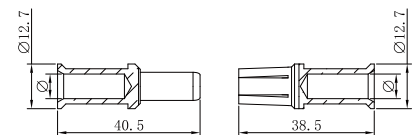
Inserts	Product Model	Order No.
Male	HM100-002-MC-1	1 007 04 0000023
Female	HM100-002-FC-1	1 007 04 0000024



100A冷压针孔 / 100A Crimp Contacts

镀银 Silver Plated

Inserts	Product Model	Order No.	Inserts	Product Model	Order No.
Male	CSM100-10	1 007 06 0000049	Female	CSF100-10	1 007 07 0000049
	CSM100-16	1 007 06 0000050		CSF100-16	1 007 07 0000050
	CSM100-25	1 007 06 0000051		CSF100-25	1 007 07 0000051
	CSM100-35	1 007 06 0000052		CSF100-35	1 007 07 0000052



Wire gauge	φ	Stripping length
10 mm ²	4.3 mm	19 mm
16 mm ²	5.5 mm	19 mm
25 mm ²	7 mm	19 mm
35 mm ²	8.2 mm	16 mm

电缆绞线依据 IEC 60 228-5
For stranded wire according to IEC 60 288 Class 5

插芯 Inserts 可与框架及其他所有模块产品组合使用 Combination With Hinged Frame and Other Modules Possible.

技术参数 Technical Characteristics

规范	Specifications	DIN EN 60 664 / DIN EN 61 984
插芯	Inserts	
接插件针数	Number Of Contacts	2
依据 EN 61 984 的电气数据	Electrical Data Acc. To EN 61 984	
额定电流	Rated Current	70A
额定电压	Rated Voltage	1000V
额定脉冲电压	Rated Impulse Voltage	8KV
污染程度	Pollution Degree	3
绝缘电阻	Insulation Resistance	$\geq 10^{10}\Omega$
材料	Material	聚碳酸酯 Polycarbonate
工作温度范围	Limiting Temperatures	-40°C...+125°C
依据 UL 94 的阻燃等级	Flammability Acc. To UL 94	V0
可拔插次数	Mating Cycles	≥ 500
插针	Contacts	
材料	Material	铜合金 Copper Alloy
表面处理	Surface	镀银 Hard-Silver Plated
接触电阻	Contact Resistance	$\leq 0.5m\Omega$
电缆绞线依据 IEC 60 228-5	To IEC 60 228 Class 5	
轴向螺栓连接	Axial Screw Termination	
mm ²	mm ²	6-22mm ²
AWG	AWG	8-4
内六角扳手	Hexagonal Driver	SW 2.5
导线规格 (mm ²)	Conductor Specification(mm ²)	6 10 16 22
剥线长度(mm)	Stripping length(mm)	11 ⁺¹ 11 ⁺¹ 11 ⁺¹ 12.5 ⁺¹
拧紧力矩(Nm)	Tightening Torque(Nm)	2 3 4 5

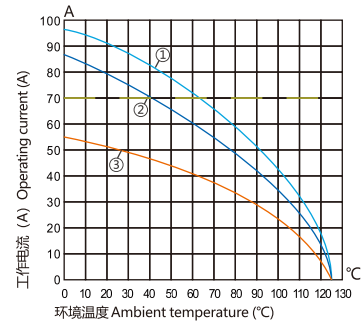
电流负载能力 Current Carrying Capacity

电流负载能力所受的限制主要来自包含接插针的接插件可承受的最大温度。

测试和控制过程依据 DIN EN 60512-5。

The current carrying is limited by maximum temperature of materials for Inserts and contacts including terminals.

Measuring and testing techniques according to DIN EN 60512-5.



①24B外壳带6个模块，导线截面：22mm²

②24B外壳带6个模块，导线截面：16mm²

③24B外壳带6个模块，导线截面：6mm²

① 24B Hoods/Housings With 6 Modules, Wire Gauge: 22mm²

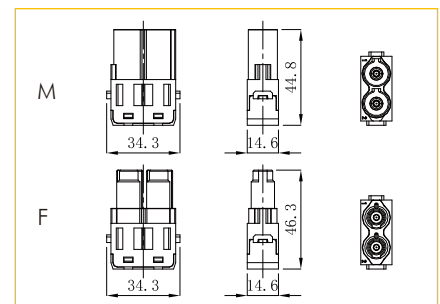
② 24B Hoods/Housings With 6 Modules, Wire Gauge: 16mm²

③ 24B Hoods/Housings With 6 Modules, Wire Gauge: 6mm²

轴向螺栓连接 / Axial Screw Termination



Inserts	Product Model	Order No.	Wire gauge
Male	HM070-002-M-1	1 007 04 0000029	6-16mm ²
	HM070-002-M-2	1 007 04 0000031	14-22mm ²
Female	HM070-002-F-1	1 007 04 0000030	6-16mm ²
	HM070-002-F-2	1 007 04 0000032	14-22mm ²



插芯 Inserts 可与框架及其他所有模块产品组合使用 Combination With Hinged Frame and Other Modules Possible.

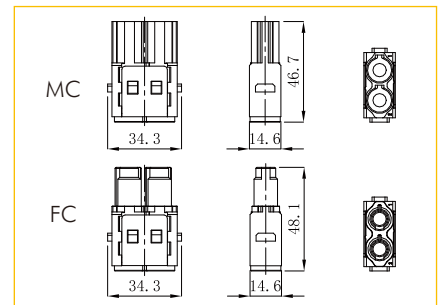
技术参数 Technical Characteristics

规范	Specifications	DIN EN 60 664 / DIN EN 61 984
插芯	Inserts	
接插件针数	Number Of Contacts	2
依据 EN 61 984 的电气数据	Electrical Data Acc. To EN 61 984	
额定电流	Rated Current	70A
额定电压	Rated Voltage	1000V
额定脉冲电压	Rated Impulse Voltage	8KV
污染程度	Pollution Degree	3
绝缘电阻	Insulation Resistance	$\geq 10^{10}\Omega$
材料	Material	聚碳酸酯 Polycarbonate
工作温度范围	Limiting Temperatures	-40°C...+125°C
依据 UL 94 的阻燃等级	Flammability Acc. To UL 94	V0
可拔插次数	Mating Cycles	≥ 500
插针	Contacts	
材料	Material	铜合金 Copper Alloy
表面处理	Surface	镀银 Hard-Silver Plated
接触电阻	Contact Resistance	$\leq 0.5m\Omega$
冷压连接	Crimp Termination	
mm ²	mm ²	10-25mm ²
剥线长度	Stripping length	15.5mm
最大电缆直径	Max. Insulation Diameter	11mm

冷压连接 / Crimp Termination



Inserts	Product Model	Order No.
Male	HM070-002-MC-1	1 007 04 0000033
Female	HM070-002-FC-1	1 007 04 0000034

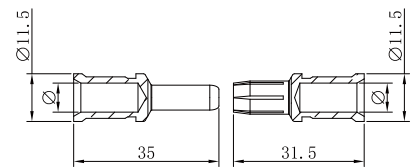


70A冷压针孔 / 70A Crimp Contacts

镀银 Silver Plated



Inserts	Product Model	Order No.	Inserts	Product Model	Order No.
Male	CSM70-6.0	1 007 06 0000045	Female	CSF70-6.0	1 007 07 0000045
	CSM70-10	1 007 06 0000046		CSF70-10	1 007 07 0000046
	CSM70-16	1 007 06 0000047		CSF70-16	1 007 07 0000047
	CSM70-25	1 007 06 0000048		CSF70-25	1 007 07 0000048



Wire gauge	φ	Stripping length
10 mm ²	4.3 mm	15.5 mm
16 mm ²	5.5 mm	15.5 mm
25 mm ²	7 mm	15.5 mm

电缆绞线依据 IEC 60 228-5
For stranded wire according to IEC 60 288 Class 5

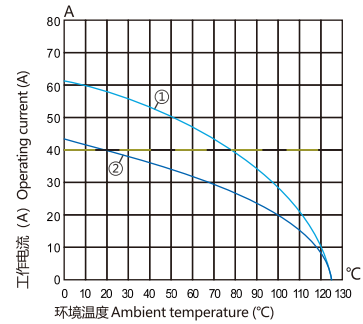
插芯 Inserts 可与框架及其他所有模块产品组合使用 Combination With Hinged Frame and Other Modules Possible.

技术参数 Technical Characteristics

规范	Specifications	DIN EN 60 664 / DIN EN 61 984
插芯	Inserts	
接插件针数	Number Of Contacts	2
依据 EN 61 984 的电气数据	Electrical Data Acc. To EN 61 984	
额定电流	Rated Current	40A
额定电压	Rated Voltage	1000V
额定脉冲电压	Rated Impulse Voltage	8KV
污染程度	Pollution Degree	3
绝缘电阻	Insulation Resistance	$\geq 10^{10}\Omega$
材料	Material	聚碳酸酯 Polycarbonate
工作温度范围	Limiting Temperatures	-40°C...+125°C
依据UL 94的阻燃等级	Flammability Acc. To UL 94	V0
可拔插次数	Mating Cycles	≥ 500
插针	Contacts	
材料	Material	铜合金 Copper Alloy
表面处理	Surface	镀银 Hard-Silver Plated
接触电阻	Contact Resistance	$\leq 1m\Omega$
电缆绞线依据IEC 60 228-5	To IEC 60 228 Class 5	
轴向螺栓连接	Axial Screw Termination	
mm ²	mm ²	2.5-10mm ²
AWG	AWG	14-8
内六角扳手	Hexagonal Driver	SW 2
导线规格 (mm ²)	Conductor Specification(mm ²)	2.5 4 6 10
剥线长度(mm)	Stripping length(mm)	5 ⁺¹ 5 ⁺¹ 8 ⁺¹ 11 ⁺¹
拧紧力矩(Nm)	Tightening Torque(Nm)	1.5 1.5 2 2

电流负载能力 Current Carrying Capacity

电流负载能力所受的限制主要来自包含插针的接插件可承受的最大温度。
测试和控制过程依据 DIN EN 60512-5。
The current carrying is limited by maximum temperature of materials for Inserts and contacts including terminals.
Measuring and testing techniques according to DINEN 60512-5.

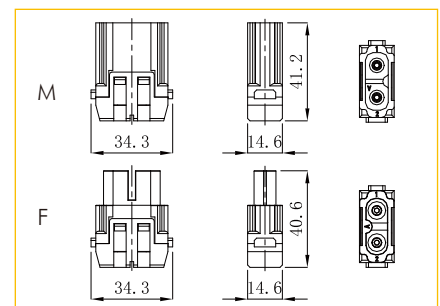


- ① 24B外壳带6个模块, 导线截面: 10mm²
- ② 24B外壳带6个模块, 导线截面: 6mm²
- ① 24B Hoods/Housings With 6 Modules, Wire Gauge: 10mm²
- ② 24B Hoods/Housings With 6 Modules, Wire Gauge: 6mm²

轴向螺栓连接 / Axial Screw Termination



Inserts	Product Model	Order No.	Wire gauge
Male	HM040-002-M-1	1 007 04 0000035	2.5-8mm ²
	HM040-002-M-2	1 007 04 0000037	6-10mm ²
Female	HM040-002-F-1	1 007 04 0000036	2.5-8mm ²
	HM040-002-F-2	1 007 04 0000038	6-10mm ²



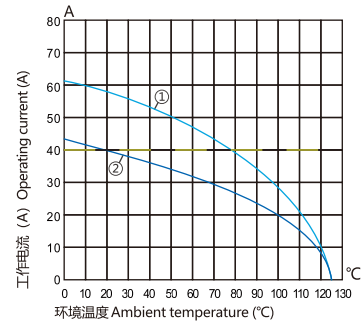
插芯 Inserts 可与框架及其他所有模块产品组合使用 Combination With Hinged Frame and Other Modules Possible.

技术参数 Technical Characteristics

规范	Specifications	DIN EN 60 664 / DIN EN 61 984
插芯	Inserts	
接插件针数	Number Of Contacts	2
依据 EN 61 984 的电气数据	Electrical Data Acc. To EN 61 984	
额定电流	Rated Current	40A
额定电压	Rated Voltage	1000V
额定脉冲电压	Rated Impulse Voltage	8KV
污染程度	Pollution Degree	3
绝缘电阻	Insulation Resistance	$\geq 10^{10}\Omega$
材料	Material	聚碳酸酯 Polycarbonate
工作温度范围	Limiting Temperatures	-40°C...+125°C
依据 UL 94 的阻燃等级	Flammability Acc. To UL 94	V0
可拔插次数	Mating Cycles	≥ 500
插针	Contacts	
材料	Material	铜合金 Copper Alloy
表面处理	Surface	镀银 Hard-Silver Plated
接触电阻	Contact Resistance	$\leq 1m\Omega$
冷压连接	Crimp Termination	
mm ²	mm ²	1.5-10mm ²
AWG	AWG	16-8

电流负载能力 Current Carrying Capacity

电流负载能力所受的限制主要来自包含接插针的接插件可承受的最大温度。
测试和控制过程依据 DIN EN 60512-5。
The current carrying is limited by maximum temperature of materials for Inserts and contacts including terminals.
Measuring and testing techniques according to DIN EN 60512-5.

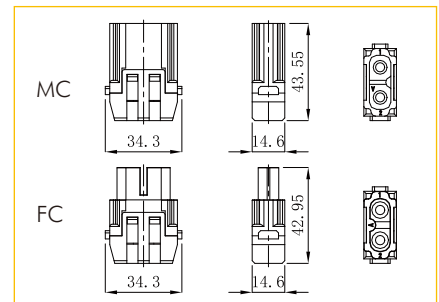


- ① 24B外壳带6个模块, 导线截面: 10mm²
- ② 24B外壳带6个模块, 导线截面: 6mm²
- ① 24B Hoods/Housings With 6 Modules, Wire Gauge: 10mm²
- ② 24B Hoods/Housings With 6 Modules, Wire Gauge: 6mm²

冷压连接 / Crimp Termination



Inserts	Product Model	Order No.
Male	HM040-002-MC-1	1 007 04 0000039
Female	HM040-002-FC-1	1 007 04 0000040

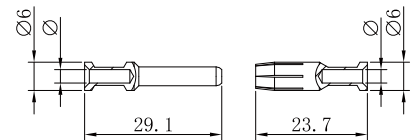


40A冷压针孔 / 40A Crimp Contacts

镀银 Silver Plated



Inserts	Product Model	Order No.	Inserts	Product Model	Order No.
Male	CSM40-1.5	1 007 06 0000035	Female	CSF40-1.5	1 007 07 0000035
	CSM40-2.5	1 007 06 0000036		CSF40-2.5	1 007 07 0000036
	CSM40-4.0	1 007 06 0000037		CSF40-4.0	1 007 07 0000037
	CSM40-6.0	1 007 06 0000038		CSF40-6.0	1 007 07 0000038
	CSM40-10.0	1 007 06 0000039		CSF40-10.0	1 007 07 0000039



镀金 Gold Plated



Inserts	Product Model	Order No.	Inserts	Product Model	Order No.
Male	CGM40-1.5	1 007 06 0000040	Female	CGF40-1.5	1 007 07 0000040
	CGM40-2.5	1 007 06 0000041		CGF40-2.5	1 007 07 0000041
	CGM40-4.0	1 007 06 0000042		CGF40-4.0	1 007 07 0000042
	CGM40-6.0	1 007 06 0000043		CGF40-6.0	1 007 07 0000043
	CGM40-10	1 007 06 0000044		CGF40-10	1 007 07 0000044

Wire gauge	Φ	Stripping length
1.5 mm ² AWG 16	1.75 mm	9 mm
2.5 mm ² AWG 14	2.25 mm	9 mm
4 mm ² AWG 12	2.85 mm	9.6 mm
6 mm ² AWG 10	3.5 mm	9.6 mm
10 mm ² AWG 8	4.3 mm	15 mm

剥线长度A=15 mm 用于电缆≥5 mm
剥线长度A=18 mm 用于电缆≥6.4 mm
Stripping length A=15 mm for cables≥5 mm
Stripping length A=18 mm for cables≥6.4 mm

插芯 Inserts 可与框架及其他所有模块产品组合使用 Combination With Hinged Frame and Other Modules Possible.

技术参数 Technical Characteristics

规范	Specifications	DIN EN 60 664 / DIN EN 61 984
插芯	Inserts	
接插件针数	Number Of Contacts	3
依据 EN 61 984 的电气数据	Electrical Data Acc. To EN 61 984	
额定电流	Rated Current	40A
额定电压	Rated Voltage	690V
额定脉冲电压	Rated Impulse Voltage	8KV
污染程度	Pollution Degree	3
绝缘电阻	Insulation Resistance	$\geq 10^{10}\Omega$
材料	Material	聚碳酸酯 Polycarbonate
工作温度范围	Limiting Temperatures	-40°C...+125°C
依据 UL 94 的阻燃等级	Flammability Acc. To UL 94	V0
可拔插次数	Mating Cycles	≥ 500
插针	Contacts	
材料	Material	铜合金 Copper Alloy
表面处理	Surface	镀银 Hard-Silver Plated
接触电阻	Contact Resistance	$\leq 1m\Omega$
电缆绞线依据 IEC 60 228-5	To IEC 60 228 Class 5	
轴向螺栓连接	Axial Screw Termination	
mm ²	mm ²	2.5-10mm ²
AWG	AWG	14-8
内六角扳手	Hexagonal Driver	SW 2
导线规格 (mm ²)	Conductor Specification(mm ²)	2.5 4 6 10
剥线长度(mm)	Stripping length(mm)	5 ⁺¹ 5 ⁺¹ 8 ⁺¹ 11 ⁺¹
拧紧力矩(Nm)	Tightening Torque(Nm)	1.5 1.5 2 2

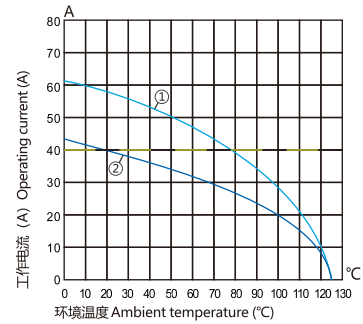
电流负载能力 Current Carrying Capacity

电流负载能力所受的限制主要来自包含接插针的接插体可承受的最大温度。

测试和控制过程依据 DIN EN 60512-5。

The current carrying is limited by maximum temperature of materials for Inserts and contacts including terminals.

Measuring and testing techniques according to DINEN 60512-5.



① 24B外壳带6个模块，导线截面：6mm²

② 24B外壳带6个模块，导线截面：4mm²

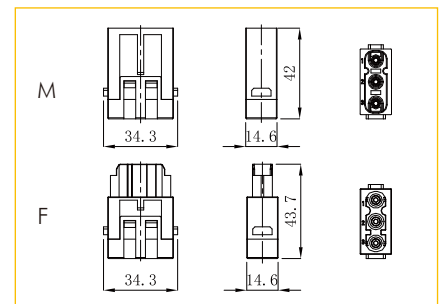
① 24B Hoods/Housings With 6 Modules, Wire Gauge: 6mm²

② 24B Hoods/Housings With 6 Modules, Wire Gauge: 4mm²

轴向螺栓连接 / Axial Screw Termination



Inserts	Product Model	Order No.	Wire gauge
Male	HM040-003-M-1	1 007 04 0000041	2.5-8mm ²
	HM040-003-M-2	1 007 04 0000043	6-10mm ²
Female	HM040-003-F-1	1 007 04 0000042	2.5-8mm ²
	HM040-003-F-2	1 007 04 0000044	6-10mm ²



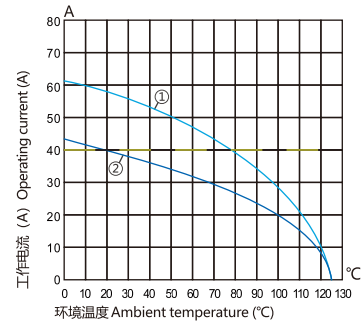
插芯 Inserts 可与框架及其他所有模块产品组合使用 Combination With Hinged Frame and Other Modules Possible.

技术参数 Technical Characteristics

规范	Specifications	DIN EN 60 664 / DIN EN 61 984
插芯	Inserts	
接插件针数	Number Of Contacts	3
依据 EN 61 984 的电气数据	Electrical Data Acc. To EN 61 984	
额定电流	Rated Current	40A
额定电压	Rated Voltage	690V
额定脉冲电压	Rated Impulse Voltage	8KV
污染程度	Pollution Degree	3
绝缘电阻	Insulation Resistance	$\geq 10^{10}\Omega$
材料	Material	聚碳酸酯 Polycarbonate
工作温度范围	Limiting Temperatures	-40°C...+125°C
依据 UL 94 的阻燃等级	Flammability Acc. To UL 94	V0
可拔插次数	Mating Cycles	≥ 500
插针	Contacts	
材料	Material	铜合金 Copper Alloy
表面处理	Surface	镀银 Hard-Silver Plated
接触电阻	Contact Resistance	$\leq 1m\Omega$
冷压连接	Crimp Termination	
mm ²	mm ²	1.5-10mm ²
AWG	AWG	16-8

电流负载能力 Current Carrying Capacity

电流负载能力所受的限制主要来自包含接插针的接插件可承受的最大温度。
测试和控制过程依据 DIN EN 60512-5。
The current carrying is limited by maximum temperature of materials for Inserts and contacts including terminals.
Measuring and testing techniques according to DINEN 60512-5.

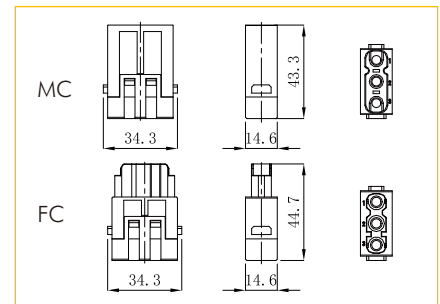


- ① 24B外壳带6个模块，导线截面：6mm²
- ② 24B外壳带6个模块，导线截面：4mm²
- ① 24B Hoods/Housings With 6 Modules, Wire Gauge: 6mm²
- ② 24B Hoods/Housings With 6 Modules, Wire Gauge: 4mm²

冷压连接 / Crimp Termination



Inserts	Product Model	Order No.
Male	HM040-003-MC-1	1 007 04 0000045
Female	HM040-003-FC-1	1 007 04 0000046

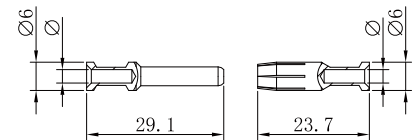


40A冷压针孔 / 40A Crimp Contacts

镀银 Silver Plated



Inserts	Product Model	Order No.	Inserts	Product Model	Order No.
Male	CSM40-1.5	1 007 06 0000035	Female	CSF40-1.5	1 007 07 0000035
	CSM40-2.5	1 007 06 0000036		CSF40-2.5	1 007 07 0000036
	CSM40-4.0	1 007 06 0000037		CSF40-4.0	1 007 07 0000037
	CSM40-6.0	1 007 06 0000038		CSF40-6.0	1 007 07 0000038
	CSM40-10.0	1 007 06 0000039		CSF40-10.0	1 007 07 0000039



镀金 Gold Plated



Inserts	Product Model	Order No.	Inserts	Product Model	Order No.
Male	CGM40-1.5	1 007 06 0000040	Female	CGF40-1.5	1 007 07 0000040
	CGM40-2.5	1 007 06 0000041		CGF40-2.5	1 007 07 0000041
	CGM40-4.0	1 007 06 0000042		CGF40-4.0	1 007 07 0000042
	CGM40-6.0	1 007 06 0000043		CGF40-6.0	1 007 07 0000043
	CGM40-10	1 007 06 0000044		CGF40-10	1 007 07 0000044

Wire gauge		Φ	Stripping length
1.5 mm ²	AWG 16	1.75 mm	9 mm
2.5 mm ²	AWG 14	2.25 mm	9 mm
4 mm ²	AWG 12	2.85 mm	9.6 mm
6 mm ²	AWG 10	3.5 mm	9.6 mm
10 mm ²	AWG 8	4.3 mm	15 mm

剥线长度A=15 mm 用于电缆≥5 mm
剥线长度A=18 mm 用于电缆≥6.4 mm
Stripping length A=15 mm for cables≥5 mm
Stripping length A=18 mm for cables≥6.4 mm

插芯 Inserts 可与框架及其他所有模块产品组合使用 Combination With Hinged Frame and Other Modules Possible.

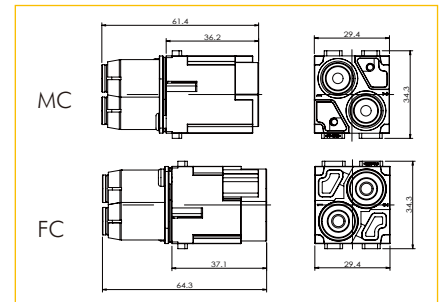
技术参数 Technical Characteristics

规范	Specifications	DIN EN 60 664 / DIN EN 61 984
插芯	Inserts	
接插件针数	Number Of Contacts	2
依据 EN 61 984 的电气数据	Electrical Data Acc. To EN 61 984	
额定电流	Rated Current	40A
额定电压	Rated Voltage	5000V
额定脉冲电压	Rated Impulse Voltage	15KV
污染程度	Pollution Degree	3
依据UL额定电压	Rated Voltage Acc.to UL	1000V
绝缘电阻	Insulation Resistance	≥10 ¹⁰ Ω
材料	Material	聚碳酸酯 Polycarbonate
工作温度范围	Limiting Temperatures	-40°C...+125°C
依据UL 94的阻燃等级	Flammability Acc. To UL 94	V0
可拔插次数	Mating Cycles	≥500
插针	Contacts	
材料	Material	铜合金 Copper Alloy
表面处理	Surface	镀银 Gold Plated
接触电阻	Contact Resistance	≤1mΩ
冷压连接	Crimp Termination	
mm ²	mm ²	1.5-10mm ²
AWG	AWG	8-16

冷压连接 / Crimp Termination



Inserts	Product Model	Order No.
Male	HMHV040-002-MC-1	1 007 04 0000051
Female	HMHV040-002-FC-1	1 007 04 0000052

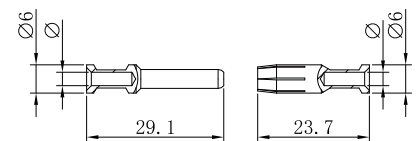


40A冷压针孔 / 40A Crimp Contacts

镀银 Silver Plated



Inserts	Product Model	Order No.	Inserts	Product Model	Order No.
Male	CSM40-1.5	1 007 06 0000035	Female	CSF40-1.5	1 007 07 0000035
	CSM40-2.5	1 007 06 0000036		CSF40-2.5	1 007 07 0000036
	CSM40-4.0	1 007 06 0000037		CSF40-4.0	1 007 07 0000037
	CSM40-6.0	1 007 06 0000038		CSF40-6.0	1 007 07 0000038
	CSM40-10.0	1 007 06 0000039		CSF40-10.0	1 007 07 0000039



Wire gauge		φ	Stripping length
1.5 mm ²	AWG 16	1.75 mm	9 mm
2.5 mm ²	AWG 14	2.25 mm	9 mm
4 mm ²	AWG 12	2.85 mm	9.6 mm
6 mm ²	AWG 10	3.5 mm	9.6 mm
10 mm ²	AWG 8	4.3 mm	15 mm

镀金 Gold Plated



Inserts	Product Model	Order No.	Inserts	Product Model	Order No.
Male	CGM40-1.5	1 007 06 0000040	Female	CGF40-1.5	1 007 07 0000040
	CGM40-2.5	1 007 06 0000041		CGF40-2.5	1 007 07 0000041
	CGM40-4.0	1 007 06 0000042		CGF40-4.0	1 007 07 0000042
	CGM40-6.0	1 007 06 0000043		CGF40-6.0	1 007 07 0000043
	CGM40-10	1 007 06 0000044		CGF40-10	1 007 07 0000044

剥线长度A=15 mm 用于电缆≥5 mm
剥线长度A=18 mm 用于电缆≥6.4 mm
Stripping length A=15 mm for cables ≥5 mm
Stripping length A=18 mm for cables ≥6.4 mm

插芯 Inserts 可与框架及其他所有模块产品组合使用 Combination With Hinged Frame and Other Modules Possible.

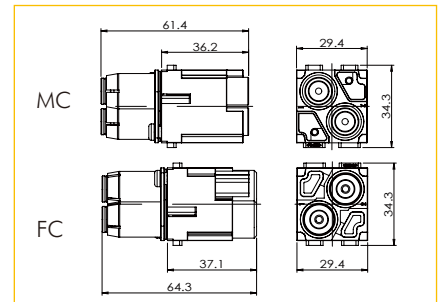
技术参数 Technical Characteristics

规范	Specifications	DIN EN 60 664 / DIN EN 61 984
插芯	Inserts	
接插件针数	Number Of Contacts	2
依据 EN 61 984的电气数据	Electrical Data Acc. To EN 61 984	
额定电流	Rated Current	16A
额定电压	Rated Voltage	5000V
额定脉冲电压	Rated Impulse Voltage	15KV
污染程度	Pollution Degree	3
依据UL额定电压	Rated Voltage Acc.to UL	1000V
绝缘电阻	Insulation Resistance	≥10 ¹⁰ Ω
材料	Material	聚碳酸酯 Polycarbonate
工作温度范围	Limiting Temperatures	-40°C...+125°C
依据UL 94的阻燃等级	Flammability Acc. To UL 94	V0
可拔插次数	Mating Cycles	≥500
插针	Contacts	
材料	Material	铜合金 Copper Alloy
表面处理	Surface	镀银/镀金 Silver Plated/Gold Plated
接触电阻	Contact Resistance	≤1mΩ
冷压连接	Crimp Termination	
mm ²	mm ²	0.14-4mm ²
AWG	AWG	8-16

冷压连接 / Crimp Termination



Inserts	Product Model	Order No.
Male	HMHV016-002-MC-1	1 007 04 0000053
Female	HMHV016-002-FC-1	1 007 04 0000054

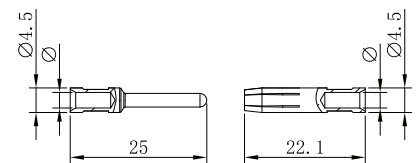


16A冷压针孔 / 16A Crimp Contacts

镀银 Silver Plated



Inserts	Product Model	Order No.	Inserts	Product Model	Order No.
Male	ESM-0.37	1 007 06 0000021	Female	ESF-0.37	1 007 07 0000021
	ESM-0.5	1 007 06 0000022		ESF-0.5	1 007 07 0000022
	ESM-0.75	1 007 06 0000023		ESF-0.75	1 007 07 0000023
	ESM-1.0	1 007 06 0000024		ESF-1.0	1 007 07 0000024
	ESM-1.5	1 007 06 0000025		ESF-1.5	1 007 07 0000025
	ESM-2.5	1 007 06 0000026		ESF-2.5	1 007 07 0000026
	ESM-4.0	1 007 06 0000027		ESF-4.0	1 007 07 0000027



Marking	Wire gauge	Stripping length
no groove	0.14-0.37 mm ²	AWG 26-22
no groove	0.5 mm ²	AWG 20
1 no groove	0.75 mm ²	AWG 18
1 no groove	1 mm ²	AWG 18
2 no grooves	1.5 mm ²	AWG 16
3 no grooves	2.5 mm ²	AWG 14
wide groove	3 mm ²	AWG 12
no groove	4 mm ²	AWG 12

镀金 Gold Plated



Inserts	Product Model	Order No.	Inserts	Product Model	Order No.
Male	EGM-0.37	1 007 06 0000028	Female	EGF-0.37	1 007 07 0000028
	EGM-0.5	1 007 06 0000029		EGF-0.5	1 007 07 0000029
	EGM-0.75	1 007 06 0000030		EGF-0.75	1 007 07 0000030
	EGM-1.0	1 007 06 0000031		EGF-1.0	1 007 07 0000031
	EGM-1.5	1 007 06 0000032		EGF-1.5	1 007 07 0000032
	EGM-2.5	1 007 06 0000033		EGF-2.5	1 007 07 0000033
	EGM-4.0	1 007 06 0000034		EGF-4.0	1 007 07 0000034

插芯 Inserts 可与框架及其他所有模块产品组合使用 Combination With Hinged Frame and Other Modules Possible.

技术参数 Technical Characteristics

规范	Specifications	DIN EN 60 664 / DIN EN 61 984
插芯	Inserts	
接插件针数	Number Of Contacts	3/4
依据 EN 61 984的电气数据	Electrical Data Acc. To EN 61 984	
额定电流	Rated Current	40A/10A
额定电压	Rated Voltage	830V/830V
额定脉冲电压	Rated Impulse Voltage	8KV/8KV
污染程度	Pollution Degree	3
绝缘电阻	Insulation Resistance	$\geq 10^{10}\Omega$
材料	Material	聚碳酸酯 Polycarbonate
工作温度范围	Limiting Temperatures	-40°C...+125°C
依据UL 94的阻燃等级	Flammability Acc. To UL 94	V0
可拔插次数	Mating Cycles	≥ 500
插针	Contacts	
材料	Material	铜合金 Copper Alloy
表面处理	Surface	镀银 Hard-Silver Plated
接触电阻	Contact Resistance	$\leq 1\text{m}\Omega/\leq 3\text{m}\Omega$
冷压连接	Crimp Termination	1.5-6mm ² /0.14-2.5mm ²
AWG	AWG	16-10/26-14
最大电缆直径	Max. Insulation Diameter	
电力区	Power Contacts	5mm

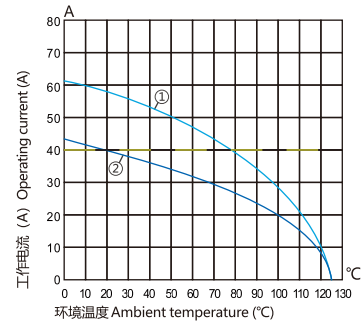
电流负载能力 Current Carrying Capacity

电流负载能力所受的限制主要来自包含插针的接插件可承受的最大温度。

测试和控制过程依据 DIN EN 60512-5。

The current carrying is limited by maximum temperature of materials for Inserts and contacts including terminals.

Measuring and testing techniques according to DINEN 60512-5.



① 24B外壳带6个模块，导线截面：6mm²

② 24B外壳带6个模块，导线截面：4mm²

① 24B Hoods/Housings With 6 Modules, Wire Gauge: 6mm²

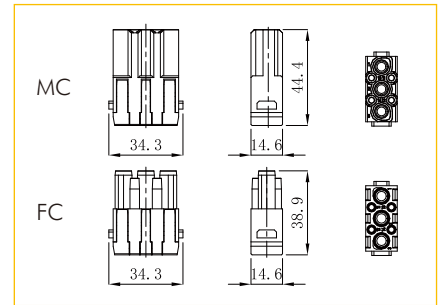
② 24B Hoods/Housings With 6 Modules, Wire Gauge: 4mm²

插芯 Inserts 可与框架及其他所有模块产品组合使用 Combination With Hinged Frame and Other Modules Possible.

冷压连接 / Crimp Termination



Inserts	Product Model	Order No.
Male	HM040-003/4-MC-1	1 007 04000047
Female	HM040-003/4-FC-1	1 007 04000048

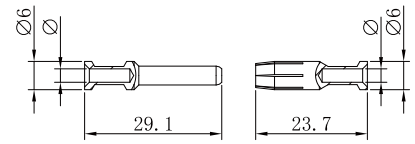


40A冷压针孔 / 40A Crimp Contacts

镀银 Silver Plated



Inserts	Product Model	Order No.	Inserts	Product Model	Order No.
Male	CSM40-1.5	1 007 06 0000035	Female	CSF40-1.5	1 007 07 0000035
	CSM40-2.5	1 007 06 0000036		CSF40-2.5	1 007 07 0000036
	CSM40-4.0	1 007 06 0000037		CSF40-4.0	1 007 07 0000037
	CSM40-6.0	1 007 06 0000038		CSF40-6.0	1 007 07 0000038
	CSM40-10.0	1 007 06 0000039		CSF40-10.0	1 007 07 0000039



Wire gauge		Φ	Stripping length
1.5 mm ²	AWG 16	1.75 mm	9 mm
2.5 mm ²	AWG 14	2.25 mm	9 mm
4 mm ²	AWG 12	2.85 mm	9.6 mm
6 mm ²	AWG 10	3.5 mm	9.6 mm
10 mm ²	AWG 8	4.3 mm	15 mm

镀金 Gold Plated



Inserts	Product Model	Order No.	Inserts	Product Model	Order No.
Male	CGM40-1.5	1 007 06 0000040	Female	CGF40-1.5	1 007 07 0000040
	CGM40-2.5	1 007 06 0000041		CGF40-2.5	1 007 07 0000041
	CGM40-4.0	1 007 06 0000042		CGF40-4.0	1 007 07 0000042
	CGM40-6.0	1 007 06 0000043		CGF40-6.0	1 007 07 0000043
	CGM40-10	1 007 06 0000044		CGF40-10	1 007 07 0000044

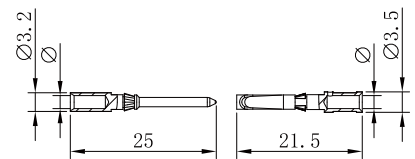
剥线长度A=15 mm 用于电缆≥5 mm
剥线长度A=18 mm 用于电缆≥6.4 mm
Stripping length A=15 mm for cables≥5 mm
Stripping length A=18 mm for cables≥6.4 mm

10A冷压针孔 / 10A Crimp Contacts

镀银 Silver Plated



Inserts	Product Model	Order No.	Inserts	Product Model	Order No.
Male	DSM-0.37	1 007 06 0000009	Female	DSF-0.37	1 007 07 0000009
	DSM-0.5	1 007 06 0000010		DSF-0.5	1 007 07 0000010
	DSM-0.75	1 007 06 0000011		DSF-0.75	1 007 07 0000011
	DSM-1.0	1 007 06 0000012		DSF-1.0	1 007 07 0000012
	DSM-1.5	1 007 06 0000013		DSF-1.5	1 007 07 0000013
	DSM-2.5	1 007 06 0000014		DSF-2.5	1 007 07 0000014



Wire gauge		Φ	Stripping length
0.14-0.37 mm ²	AWG 26-22	0.9 mm	8 mm
0.5 mm ²	AWG 20	1.1 mm	8 mm
0.75 mm ²	AWG 18	1.3 mm	8 mm
1 mm ²	AWG 18	1.45 mm	8 mm
1.5 mm ²	AWG 16	1.75 mm	8 mm
2.5 mm ²	AWG 14	2.25 mm	6 mm

镀金 Gold Plated



Inserts	Product Model	Order No.	Inserts	Product Model	Order No.
Male	DGM-0.37	1 007 06 0000015	Female	DGF-0.37	1 007 07 0000015
	DGM-0.5	1 007 06 0000016		DGF-0.5	1 007 07 0000016
	DGM-0.75	1 007 06 0000017		DGF-0.75	1 007 07 0000017
	DGM-1.0	1 007 06 0000018		DGF-1.0	1 007 07 0000018
	DGM-1.5	1 007 06 0000019		DGF-1.5	1 007 07 0000019
	DGM-2.5	1 007 06 0000020		DGF-2.5	1 007 07 0000020

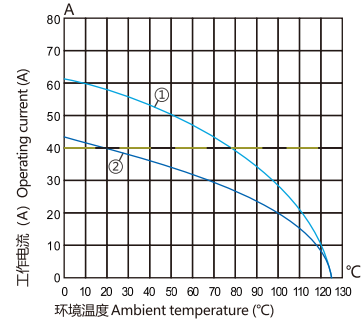
插芯 Inserts 可与框架及其他所有模块产品组合使用 Combination With Hinged Frame and Other Modules Possible.

技术参数 Technical Characteristics

规范	Specifications	DIN EN 60 664 / DIN EN 61 984
插芯	Inserts	
接插件针数	Number Of Contacts	4
依据 EN 61 984 的电气数据	Electrical Data Acc. To EN 61 984	
额定电流	Rated Current	40A
额定电压	Rated Voltage	830V
额定脉冲电压	Rated Impulse Voltage	8KV
污染程度	Pollution Degree	3
绝缘电阻	Insulation Resistance	$\geq 10^{10}\Omega$
材料	Material	聚碳酸酯 Polycarbonate
工作温度范围	Limiting Temperatures	-40°C...+125°C
依据 UL 94 的阻燃等级	Flammability Acc. To UL 94	V0
可拔插次数	Mating Cycles	≥ 500
插针	Contacts	
材料	Material	铜合金 Copper Alloy
表面处理	Surface	镀银 Hard-Silver Plated
接触电阻	Contact Resistance	$\leq 1m\Omega$
冷压连接	Crimp Termination	
mm ²	mm ²	1.5-6mm ²
AWG	AWG	16-10

电流负载能力
Current Carrying Capacity

电流负载能力所受的限制主要来自包含接插针的接插件可承受的最大温度。
测试和控制过程依据 DIN EN 60512-5。
The current carrying is limited by maximum temperature of materials for Inserts and contacts including terminals.
Measuring and testing techniques according to DINEN 60512-5.

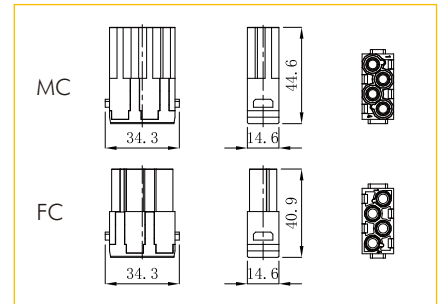


- ① 24B外壳带6个模块, 导线截面: 6mm²
- ② 24B外壳带6个模块, 导线截面: 4mm²
- ① 24B Hoods/Housings With 6 Modules, Wire Gauge: 6mm²
- ② 24B Hoods/Housings With 6 Modules, Wire Gauge: 4mm²

冷压连接 / Crimp Termination



Inserts	Product Model	Order No.
Male	HM040-004-MC-1	1 007 04 0000049
Female	HM040-004-FC-1	1 007 04 0000050

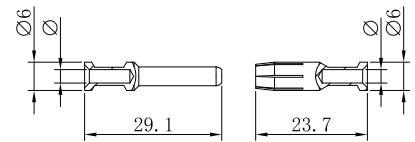


40A冷压针孔 / 40A Crimp Contacts

镀银 Silver Plated



Inserts	Product Model	Order No.	Inserts	Product Model	Order No.
Male	CSM40-1.5	1 007 06 0000035	Female	CSF40-1.5	1 007 07 0000035
	CSM40-2.5	1 007 06 0000036		CSF40-2.5	1 007 07 0000036
	CSM40-4.0	1 007 06 0000037		CSF40-4.0	1 007 07 0000037
	CSM40-6.0	1 007 06 0000038		CSF40-6.0	1 007 07 0000038
	CSM40-10.0	1 007 06 0000039		CSF40-10.0	1 007 07 0000039



镀金 Gold Plated



Inserts	Product Model	Order No.	Inserts	Product Model	Order No.
Male	CGM40-1.5	1 007 06 0000040	Female	CGF40-1.5	1 007 07 0000040
	CGM40-2.5	1 007 06 0000041		CGF40-2.5	1 007 07 0000041
	CGM40-4.0	1 007 06 0000042		CGF40-4.0	1 007 07 0000042
	CGM40-6.0	1 007 06 0000043		CGF40-6.0	1 007 07 0000043
	CGM40-10	1 007 06 0000044		CGF40-10	1 007 07 0000044

Wire gauge	φ	Stripping length
1.5 mm ² AWG 16	1.75 mm	9 mm
2.5 mm ² AWG 14	2.25 mm	9 mm
4 mm ² AWG 12	2.85 mm	9.6 mm
6 mm ² AWG 10	3.5 mm	9.6 mm
10 mm ² AWG 8	4.3 mm	15 mm

剥线长度A=15 mm 用于电缆≥5 mm
剥线长度A=18 mm 用于电缆≥6.4 mm
Stripping length A=15 mm for cables≥5 mm
Stripping length A=18 mm for cables≥6.4 mm

插芯 Inserts 可与框架及其他所有模块产品组合使用 Combination With Hinged Frame and Other Modules Possible.

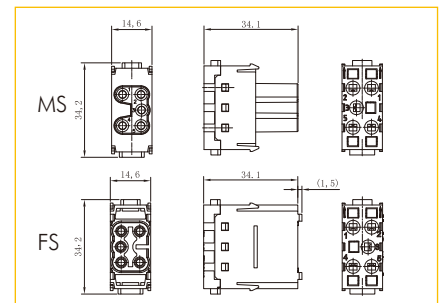
技术参数 Technical Characteristics

规范	Specifications	DIN EN 60 664 / DIN EN 61 984
插芯	Inserts	
接插件针数	Number Of Contacts	5
依据 EN 61 984的电气数据	Electrical Data Acc. To EN 61 984	
额定电流	Rated Current	16A
额定电压	Rated Voltage	500V
额定脉冲电压	Rated Impulse Voltage	6KV
污染程度	Pollution Degree	3
依据UL额定电压	Rated Voltage Acc.to UL	600V
绝缘电阻	Insulation Resistance	$\geq 10^9 \Omega$
材料	Material	聚碳酸酯 Polycarbonate
工作温度范围	Limiting Temperatures	-40°C...+125°C
依据UL 94的阻燃等级	Flammability Acc. To UL 94	V0
可拔插次数	Mating Cycles	≥ 500
插针	Contacts	
材料	Material	铜合金 Copper Alloy
表面处理	Surface	镀银 Gold Plated
接触电阻	Contact Resistance	$\leq 1 m\Omega$
弹片连接	Cage Clamp Screw Termination	
mm ²	mm ²	0.5-2.5mm ²

弹片连接 / Cage Clamp Screw Termination



Inserts	Product Model	Order No.
Male	HME-005-MS-1	1 007 04 0000057
Female	HME-005-FS-1	1 007 04 0000058



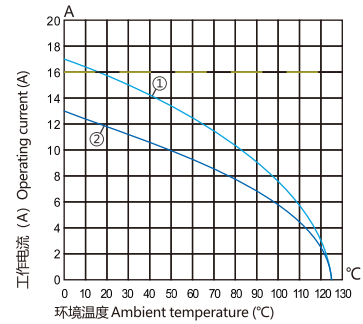
插芯 Inserts 可与框架及其他所有模块产品组合使用 Combination With Hinged Frame and Other Modules Possible.

技术参数 Technical Characteristics

规范	Specifications	DIN EN 60 664 / DIN EN 61 984
插芯	Inserts	
接插件针数	Number Of Contacts	6
依据 EN 61 984 的电气数据	Electrical Data Acc. To EN 61 984	
额定电流	Rated Current	16A
额定电压	Rated Voltage	500V
额定脉冲电压	Rated Impulse Voltage	6KV
污染程度	Pollution Degree	3
绝缘电阻	Insulation Resistance	$\geq 10^{10}\Omega$
材料	Material	聚碳酸酯 Polycarbonate
工作温度范围	Limiting Temperatures	-40°C...+125°C
依据UL 94的阻燃等级	Flammability Acc. To UL 94	V0
可拔插次数	Mating Cycles	≥ 500
插针	Contacts	
材料	Material	铜合金 Copper Alloy
表面处理	Surface	镀银 Hard-Silver Plated 镀金 Hard-Gold Plated
接触电阻	Contact Resistance	$\leq 1m\Omega$
冷压连接	Crimp Termination	
mm ²	mm ²	0.14-4mm ²
AWG	AWG	26-12

电流负载能力 Current Carrying Capacity

电流负载能力所受的限制主要来自包含接插针的接插件可承受的最大温度。
测试和控制过程依据 DIN EN 60512-5。
The current carrying is limited by maximum temperature of materials for Inserts and contacts including terminals.
Measuring and testing techniques according to DINEN 60512-5.

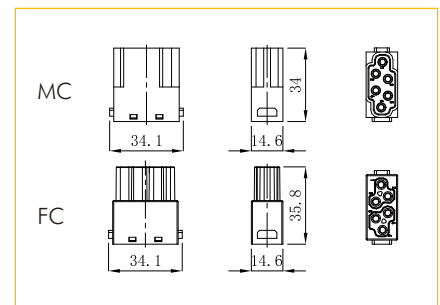


- ① 24B外壳带6个模块，导线截面：2.5mm²
- ② 24B外壳带6个模块，导线截面：1.5mm²
- ① 24B Hoods/Housings With 6 Modules, Wire Gauge: 2.5mm²
- ② 24B Hoods/Housings With 6 Modules, Wire Gauge: 1.5mm²

冷压连接 / Crimp Termination



Inserts	Product Model	Order No.
Male	HME-006-MC-1	1 007 04 0000059
Female	HME-006-FC-1	1 007 04 0000060

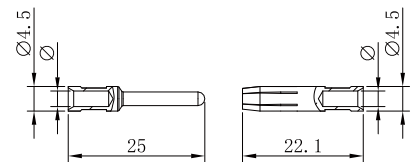


16A冷压针孔 / 16A Crimp Contacts

镀银 Silver Plated



Inserts	Product Model	Order No.	Inserts	Product Model	Order No.
Male	ESM-0.37	1 007 06 0000021	Female	ESF-0.37	1 007 07 0000021
	ESM-0.5	1 007 06 0000022		ESF-0.5	1 007 07 0000022
	ESM-0.75	1 007 06 0000023		ESF-0.75	1 007 07 0000023
	ESM-1.0	1 007 06 0000024		ESF-1.0	1 007 07 0000024
	ESM-1.5	1 007 06 0000025		ESF-1.5	1 007 07 0000025
	ESM-2.5	1 007 06 0000026		ESF-2.5	1 007 07 0000026
	ESM-4.0	1 007 06 0000027		ESF-4.0	1 007 07 0000027



镀金 Gold Plated



Inserts	Product Model	Order No.	Inserts	Product Model	Order No.
Male	EGM-0.37	1 007 06 0000028	Female	EGF-0.37	1 007 07 0000028
	EGM-0.5	1 007 06 0000029		EGF-0.5	1 007 07 0000029
	EGM-0.75	1 007 06 0000030		EGF-0.75	1 007 07 0000030
	EGM-1.0	1 007 06 0000031		EGF-1.0	1 007 07 0000031
	EGM-1.5	1 007 06 0000032		EGF-1.5	1 007 07 0000032
	EGM-2.5	1 007 06 0000033		EGF-2.5	1 007 07 0000033
	EGM-4.0	1 007 06 0000034		EGF-4.0	1 007 07 0000034

Marking	Wire gauge	Stripping length
no groove	0.14-0.37 mm ²	AWG 26-22
no groove	0.5 mm ²	AWG 20
1 no groove	0.75 mm ²	AWG 18
1 no groove	1 mm ²	AWG 18
2 no grooves	1.5 mm ²	AWG 16
3 no grooves	2.5 mm ²	AWG 14
wide groove	3 mm ²	AWG 12
no groove	4 mm ²	AWG 12

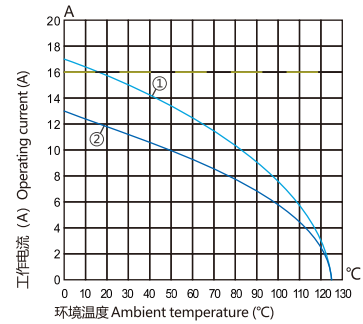
插芯 Inserts 可与框架及其他所有模块产品组合使用 Combination With Hinged Frame and Other Modules Possible.

技术参数 Technical Characteristics

规范	Specifications	DIN EN 60 664 / DIN EN 61 984
插芯	Inserts	
接插件针数	Number Of Contacts	6
依据 EN 61 984 的电气数据	Electrical Data Acc. To EN 61 984	
额定电流	Rated Current	16A
额定电压	Rated Voltage	830V
额定脉冲电压	Rated Impulse Voltage	8KV
污染程度	Pollution Degree	3
绝缘电阻	Insulation Resistance	$\geq 10^{10}\Omega$
材料	Material	聚碳酸酯 Polycarbonate
工作温度范围	Limiting Temperatures	-40°C...+125°C
依据 UL 94 的阻燃等级	Flammability Acc. To UL 94	V0
可拔插次数	Mating Cycles	≥ 500
插针	Contacts	
材料	Material	铜合金 Copper Alloy
表面处理	Surface	镀银 Hard-Silver Plated 镀金 Hard-Gold Plated
接触电阻	Contact Resistance	$\leq 1m\Omega$
冷压连接	Crimp Termination	
mm ²	mm ²	0.14-4mm ²
AWG	AWG	26-12

电流负载能力 Current Carrying Capacity

电流负载能力所受的限制主要来自包含接插针的接插件可承受的最大温度。
测试和控制过程依据 DIN EN 60512-5。
The current carrying is limited by maximum temperature of materials for Inserts and contacts including terminals.
Measuring and testing techniques according to DINEN 60512-5.

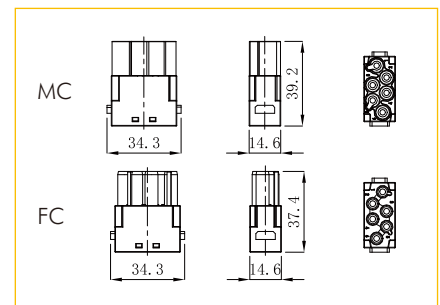


- ① 24B外壳带6个模块，导线截面：2.5mm²
- ② 24B外壳带6个模块，导线截面：1.5mm²
- ① 24B Hoods/Housings With 6 Modules, Wire Gauge: 2.5mm²
- ② 24B Hoods/Housings With 6 Modules, Wire Gauge: 1.5mm²

冷压连接 / Crimp Termination



Inserts	Product Model	Order No.
Male	HMEHV-006-MC-1	1 007 04 0000061
Female	HMEHV-006-FC-1	1 007 04 0000062

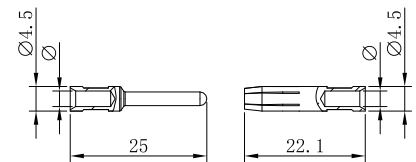


16A冷压针孔 / 16A Crimp Contacts

镀银 Silver Plated



Inserts	Product Model	Order No.	Inserts	Product Model	Order No.
Male	ESM-0.37	1 007 06 0000021	Female	ESF-0.37	1 007 07 0000021
	ESM-0.5	1 007 06 0000022		ESF-0.5	1 007 07 0000022
	ESM-0.75	1 007 06 0000023		ESF-0.75	1 007 07 0000023
	ESM-1.0	1 007 06 0000024		ESF-1.0	1 007 07 0000024
	ESM-1.5	1 007 06 0000025		ESF-1.5	1 007 07 0000025
	ESM-2.5	1 007 06 0000026		ESF-2.5	1 007 07 0000026
	ESM-4.0	1 007 06 0000027		ESF-4.0	1 007 07 0000027



镀金 Gold Plated



Inserts	Product Model	Order No.	Inserts	Product Model	Order No.
Male	EGM-0.37	1 007 06 0000028	Female	EGF-0.37	1 007 07 0000028
	EGM-0.5	1 007 06 0000029		EGF-0.5	1 007 07 0000029
	EGM-0.75	1 007 06 0000030		EGF-0.75	1 007 07 0000030
	EGM-1.0	1 007 06 0000031		EGF-1.0	1 007 07 0000031
	EGM-1.5	1 007 06 0000032		EGF-1.5	1 007 07 0000032
	EGM-2.5	1 007 06 0000033		EGF-2.5	1 007 07 0000033
	EGM-4.0	1 007 06 0000034		EGF-4.0	1 007 07 0000034

Marking	Wire gauge	Stripping length
no groove	0.14-0.37 mm ²	AWG 26-22
no groove	0.5 mm ²	AWG 20
1 no groove	0.75 mm ²	AWG 18
1 no groove	1 mm ²	AWG 18
2 no grooves	1.5 mm ²	AWG 16
3 no grooves	2.5 mm ²	AWG 14
wide groove	3 mm ²	AWG 12
no groove	4 mm ²	AWG 12

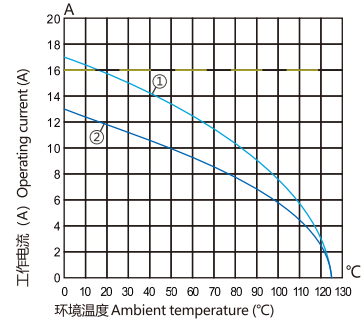
插芯 Inserts 可与框架及其他所有模块产品组合使用 Combination With Hinged Frame and Other Modules Possible.

技术参数 Technical Characteristics

规范	Specifications	DIN EN 60 664 / DIN EN 61 984
插芯	Inserts	
接插件针数	Number Of Contacts	8
依据 EN 61 984 的电气数据	Electrical Data Acc. To EN 61 984	
额定电流	Rated Current	16A
额定电压	Rated Voltage	400V
额定脉冲电压	Rated Impulse Voltage	6KV
污染程度	Pollution Degree	3
绝缘电阻	Insulation Resistance	$\geq 10^{10}\Omega$
材料	Material	聚碳酸酯 Polycarbonate
工作温度范围	Limiting Temperatures	-40°C...+125°C
依据UL 94 的阻燃等级	Flammability Acc. To UL 94	V0
可拔插次数	Mating Cycles	≥ 500
插针	Contacts	
材料	Material	铜合金 Copper Alloy
表面处理	Surface	镀银 Hard-Silver Plated 镀金 Hard-Gold Plated
接触电阻	Contact Resistance	$\leq 1m\Omega$
冷压连接	Crimp Termination	
mm ²	mm ²	0.14-4mm ²
AWG	AWG	26-12

电流负载能力
Current Carrying Capacity

电流负载能力所受的限制主要来自包含接插针的接插件可承受的最大温度。
测试和控制过程依据 DIN EN 60512-5。
The current carrying is limited by maximum temperature of materials for Inserts and contacts including terminals.
Measuring and testing techniques according to DINEN 60512-5.

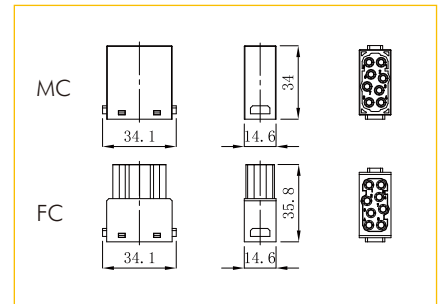


- ① 24B外壳带6个模块，导线截面：2.5mm²
- ② 24B外壳带6个模块，导线截面：1.5mm²
- ① 24B Hoods/Housings With 6 Modules, Wire Gauge: 2.5mm²
- ② 24B Hoods/Housings With 6 Modules, Wire Gauge: 1.5mm²

冷压连接 / Crimp Termination



Inserts	Product Model	Order No.
Male	HMEE-008-MC-1	1 007 04 0000063
Female	HMEE-008-FC-1	1 007 04 0000064

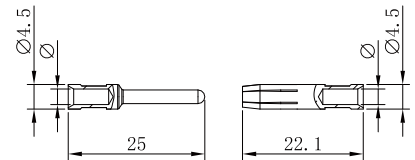


16A冷压针孔 / 16A Crimp Contacts

镀银 Silver Plated



Inserts	Product Model	Order No.	Inserts	Product Model	Order No.
Male	ESM-0.37	1 007 06 0000021	Female	ESF-0.37	1 007 07 0000021
	ESM-0.5	1 007 06 0000022		ESF-0.5	1 007 07 0000022
	ESM-0.75	1 007 06 0000023		ESF-0.75	1 007 07 0000023
	ESM-1.0	1 007 06 0000024		ESF-1.0	1 007 07 0000024
	ESM-1.5	1 007 06 0000025		ESF-1.5	1 007 07 0000025
	ESM-2.5	1 007 06 0000026		ESF-2.5	1 007 07 0000026
	ESM-4.0	1 007 06 0000027		ESF-4.0	1 007 07 0000027



镀金 Gold Plated



Inserts	Product Model	Order No.	Inserts	Product Model	Order No.
Male	EGM-0.37	1 007 06 0000028	Female	EGF-0.37	1 007 07 0000028
	EGM-0.5	1 007 06 0000029		EGF-0.5	1 007 07 0000029
	EGM-0.75	1 007 06 0000030		EGF-0.75	1 007 07 0000030
	EGM-1.0	1 007 06 0000031		EGF-1.0	1 007 07 0000031
	EGM-1.5	1 007 06 0000032		EGF-1.5	1 007 07 0000032
	EGM-2.5	1 007 06 0000033		EGF-2.5	1 007 07 0000033
	EGM-4.0	1 007 06 0000034		EGF-4.0	1 007 07 0000034

Marking	Wire gauge	Stripping length
no groove	0.14-0.37 mm ²	AWG 26-22
no groove	0.5 mm ²	AWG 20
1 no groove	0.75 mm ²	AWG 18
1 no groove	1 mm ²	AWG 18
2 no grooves	1.5 mm ²	AWG 16
3 no grooves	2.5 mm ²	AWG 14
wide groove	3 mm ²	AWG 12
no groove	4 mm ²	AWG 12

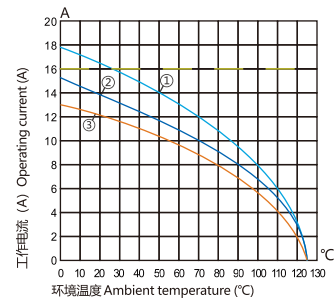
插芯 Inserts 可与框架及其他所有模块产品组合使用 Combination With Hinged Frame and Other Modules Possible.

技术参数 Technical Characteristics

规范	Specifications	DIN EN 60 664 / DIN EN 61 984
插芯	Inserts	
接插件针数	Number Of Contacts	20
依据 EN 61 984 的电气数据	Electrical Data Acc. To EN 61 984	
额定电流	Rated Current	16A
额定电压	Rated Voltage	500V
额定脉冲电压	Rated Impulse Voltage	6KV
污染程度	Pollution Degree	3
绝缘电阻	Insulation Resistance	$\geq 10^{10}\Omega$
材料	Material	聚碳酸酯 Polycarbonate
工作温度范围	Limiting Temperatures	-40°C...+125°C
依据UL 94 的阻燃等级	Flammability Acc. To UL 94	V0
可拔插次数	Mating Cycles	≥ 500
插针	Contacts	
材料	Material	铜合金 Copper Alloy
表面处理	Surface	镀银 Hard-Silver Plated 镀金 Hard-Gold Plated
接触电阻	Contact Resistance	$\leq 1m\Omega$
冷压连接	Crimp Termination	
mm ²	mm ²	0.14-4mm ²
AWG	AWG	26-12

电流负载能力
Current Carrying Capacity

电流负载能力所受的限制主要来自包含接插针的接插件可承受的最大温度。
测试和控制过程依据 DIN EN 60512-5。
The current carrying is limited by maximum temperature of materials for Inserts and contacts including terminals.
Measuring and testing techniques according to DINEN 60512-5.

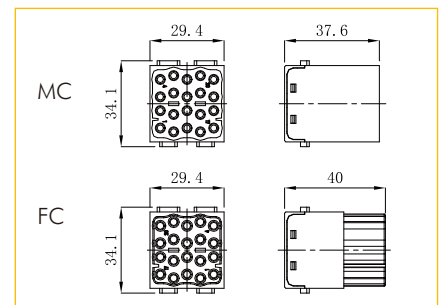


- ① 24B外壳带6个模块, 导线截面: 4mm²
- ② 24B外壳带6个模块, 导线截面: 2.5mm²
- ③ 24B外壳带6个模块, 导线截面: 1.5mm²
- ① 24B Hoods/Housings With 6 Modules, Wire Gauge: 4mm²
- ② 24B Hoods/Housings With 6 Modules, Wire Gauge: 2.5mm²
- ③ 24B Hoods/Housings With 6 Modules, Wire Gauge: 1.5mm²

冷压连接 / Crimp Termination



Inserts	Product Model	Order No.
Male	HMEE-020-MC-1	1 007 04 0000065
Female	HMEE-020-FC-1	1 007 04 0000066

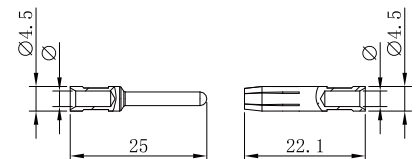


16A冷压针孔 / 16A Crimp Contacts

镀银 Silver Plated



Inserts	Product Model	Order No.	Inserts	Product Model	Order No.
Male	ESM-0.37	1 007 06 0000021	Female	ESF-0.37	1 007 07 0000021
	ESM-0.5	1 007 06 0000022		ESF-0.5	1 007 07 0000022
	ESM-0.75	1 007 06 0000023		ESF-0.75	1 007 07 0000023
	ESM-1.0	1 007 06 0000024		ESF-1.0	1 007 07 0000024
	ESM-1.5	1 007 06 0000025		ESF-1.5	1 007 07 0000025
	ESM-2.5	1 007 06 0000026		ESF-2.5	1 007 07 0000026
	ESM-4.0	1 007 06 0000027		ESF-4.0	1 007 07 0000027



镀金 Gold Plated



Inserts	Product Model	Order No.	Inserts	Product Model	Order No.
Male	EGM-0.37	1 007 06 0000028	Female	EGF-0.37	1 007 07 0000028
	EGM-0.5	1 007 06 0000029		EGF-0.5	1 007 07 0000029
	EGM-0.75	1 007 06 0000030		EGF-0.75	1 007 07 0000030
	EGM-1.0	1 007 06 0000031		EGF-1.0	1 007 07 0000031
	EGM-1.5	1 007 06 0000032		EGF-1.5	1 007 07 0000032
	EGM-2.5	1 007 06 0000033		EGF-2.5	1 007 07 0000033
	EGM-4.0	1 007 06 0000034		EGF-4.0	1 007 07 0000034

Marking	Wire gauge	Stripping length
no groove	0.14-0.37 mm ²	AWG 26-22
no groove	0.5 mm ²	AWG 20
1 no groove	0.75 mm ²	AWG 18
1 no groove	1 mm ²	AWG 18
2 no grooves	1.5 mm ²	AWG 16
3 no grooves	2.5 mm ²	AWG 14
wide groove	3 mm ²	AWG 12
no groove	4 mm ²	AWG 12

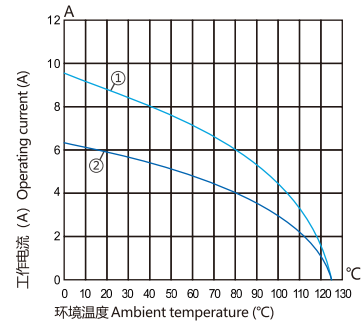
插芯 Inserts 可与框架及其他所有模块产品组合使用 Combination With Hinged Frame and Other Modules Possible.

技术参数 Technical Characteristics

规范	Specifications	DIN EN 60 664 / DIN EN 61 984
插芯	Inserts	
接插件针数	Number Of Contacts	12
依据 EN 61 984 的电气数据	Electrical Data Acc. To EN 61 984	
额定电流	Rated Current	10A
额定电压	Rated Voltage	250V
额定脉冲电压	Rated Impulse Voltage	4KV
污染程度	Pollution Degree	3
绝缘电阻	Insulation Resistance	$\geq 10^{10}\Omega$
材料	Material	聚碳酸酯 Polycarbonate
工作温度范围	Limiting Temperatures	-40°C...+125°C
依据UL 94的阻燃等级	Flammability Acc. To UL 94	V0
可拔插次数	Mating Cycles	≥ 500
插针	Contacts	
材料	Material	铜合金 Copper Alloy
表面处理	Surface	镀银 Hard-Silver Plated 镀金 Hard-Gold Plated
接触电阻	Contact Resistance	$\leq 3m\Omega$
冷压连接	Crimp Termination	
mm ²	mm ²	0.14-2.5mm ²
AWG	AWG	26-14

电流负载能力 Current Carrying Capacity

电流负载能力所受的限制主要来自包含接插针的接插件可承受的最大温度。
测试和控制过程依据 DIN EN 60512-5。
The current carrying is limited by maximum temperature of materials for Inserts and contacts including terminals.
Measuring and testing techniques according to DINEN 60512-5.

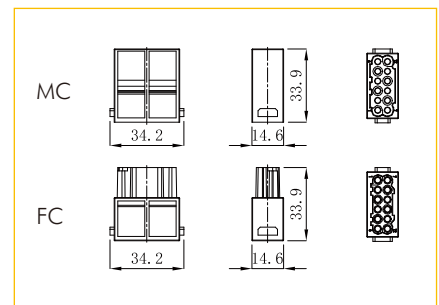


- ① 24B外壳带6个模块，导线截面：1.5mm²
- ② 24B外壳带6个模块，导线截面：1mm²
- ① 24B Hoods/Housings With 6 Modules, Wire Gauge: 1.5mm²
- ② 24B Hoods/Housings With 6 Modules, Wire Gauge: 1mm²

冷压连接 / Crimp Termination



Inserts	Product Model	Order No.
Male	HMD-012-MC-1	1 007 04 0000067
Female	HMD-012-FC-1	1 007 04 0000068

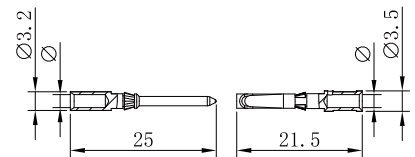


10A冷压针孔 / 10A Crimp Contacts

镀银 Silver Plated



Inserts	Product Model	Order No.	Inserts	Product Model	Order No.
Male	DSM-0.37	1 007 06 0000009	Female	DSF-0.37	1 007 07 0000009
	DSM-0.5	1 007 06 0000010		DSF-0.5	1 007 07 0000010
	DSM-0.75	1 007 06 0000011		DSF-0.75	1 007 07 0000011
	DSM-1.0	1 007 06 0000012		DSF-1.0	1 007 07 0000012
	DSM-1.5	1 007 06 0000013		DSF-1.5	1 007 07 0000013
	DSM-2.5	1 007 06 0000014		DSF-2.5	1 007 07 0000014



镀金 Gold Plated



Inserts	Product Model	Order No.	Inserts	Product Model	Order No.
Male	DGM-0.37	1 007 06 0000015	Female	DGF-0.37	1 007 07 0000015
	DGM-0.5	1 007 06 0000016		DGF-0.5	1 007 07 0000016
	DGM-0.75	1 007 06 0000017		DGF-0.75	1 007 07 0000017
	DGM-1.0	1 007 06 0000018		DGF-1.0	1 007 07 0000018
	DGM-1.5	1 007 06 0000019		DGF-1.5	1 007 07 0000019
	DGM-2.5	1 007 06 0000020		DGF-2.5	1 007 07 0000020

Wire gauge	φ	Stripping length
0.14-0.37 mm ²	AWG 26-22	0.9 mm
0.5 mm ²	AWG 20	1.1 mm
0.75 mm ²	AWG 18	1.3 mm
1 mm ²	AWG 18	1.45 mm
1.5 mm ²	AWG 16	1.75 mm
2.5 mm ²	AWG 14	2.25 mm

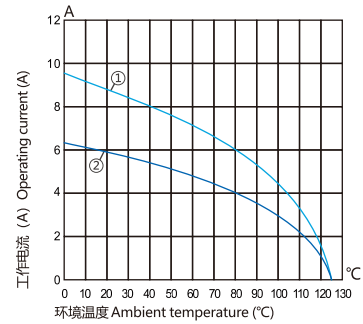
插芯 Inserts 可与框架及其他所有模块产品组合使用 Combination With hinged Frame and Other Modules Possible.

技术参数 Technical Characteristics

规范	Specifications	DIN EN 60 664 / DIN EN 61 984
插芯	Inserts	
接插件针数	Number Of Contacts	17
依据 EN 61 984 的电气数据	Electrical Data Acc. To EN 61 984	
额定电流	Rated Current	10A
额定电压	Rated Voltage	160V
额定脉冲电压	Rated Impulse Voltage	2.5KV
污染程度	Pollution Degree	3
绝缘电阻	Insulation Resistance	$\geq 10^{10}\Omega$
材料	Material	聚碳酸酯 Polycarbonate
工作温度范围	Limiting Temperatures	-40°C...+125°C
依据UL 94的阻燃等级	Flammability Acc. To UL 94	V0
可拔插次数	Mating Cycles	≥ 500
插针	Contacts	
材料	Material	铜合金 Copper Alloy
表面处理	Surface	镀银 Hard-Silver Plated 镀金 Hard-Gold Plated
接触电阻	Contact Resistance	$\leq 3m\Omega$
冷压连接	Crimp Termination	
mm ²	mm ²	0.14-2.5mm ²
AWG	AWG	26-14

电流负载能力 Current Carrying Capacity

电流负载能力所受的限制主要来自包含接插针的接插件可承受的最大温度。
测试和控制过程依据 DIN EN 60512-5。
The current carrying is limited by maximum temperature of materials for Inserts and contacts including terminals.
Measuring and testing techniques according to DINEN 60512-5.

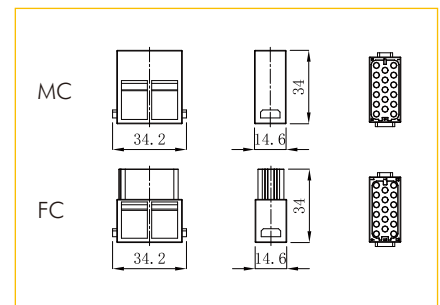


- ① 24B外壳带6个模块，导线截面：1.5mm²
- ② 24B外壳带6个模块，导线截面：1mm²
- ① 24B Hoods/Housings With 6 Modules, Wire Gauge: 1.5mm²
- ② 24B Hoods/Housings With 6 Modules, Wire Gauge: 1mm²

冷压连接 / Crimp Termination



Inserts	Product Model	Order No.
Male	HMDD-017-MC-1	1 007 04 0000069
Female	HMDD-017-FC-1	1 007 04 0000070

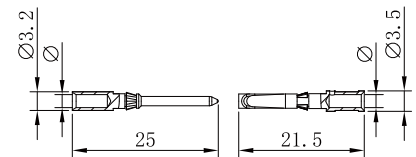


10A冷压针孔 / 10A Crimp Contacts

镀银 Silver Plated



Inserts	Product Model	Order No.	Inserts	Product Model	Order No.
Male	DSM-0.37	1 007 06 0000009	Female	DSF-0.37	1 007 07 0000009
	DSM-0.5	1 007 06 0000010		DSF-0.5	1 007 07 0000010
	DSM-0.75	1 007 06 0000011		DSF-0.75	1 007 07 0000011
	DSM-1.0	1 007 06 0000012		DSF-1.0	1 007 07 0000012
	DSM-1.5	1 007 06 0000013		DSF-1.5	1 007 07 0000013
	DSM-2.5	1 007 06 0000014		DSF-2.5	1 007 07 0000014



镀金 Gold Plated



Inserts	Product Model	Order No.	Inserts	Product Model	Order No.
Male	DGM-0.37	1 007 06 0000015	Female	DGF-0.37	1 007 07 0000015
	DGM-0.5	1 007 06 0000016		DGF-0.5	1 007 07 0000016
	DGM-0.75	1 007 06 0000017		DGF-0.75	1 007 07 0000017
	DGM-1.0	1 007 06 0000018		DGF-1.0	1 007 07 0000018
	DGM-1.5	1 007 06 0000019		DGF-1.5	1 007 07 0000019
	DGM-2.5	1 007 06 0000020		DGF-2.5	1 007 07 0000020

Wire gauge	φ	Stripping length
0.14-0.37 mm ²	AWG 26-22	0.9 mm
0.5 mm ²	AWG 20	1.1 mm
0.75 mm ²	AWG 18	1.3 mm
1 mm ²	AWG 18	1.45 mm
1.5 mm ²	AWG 16	1.75 mm
2.5 mm ²	AWG 14	2.25 mm

插芯 Inserts 可与框架及其他所有模块产品组合使用 Combination With Hinged Frame and Other Modules Possible.

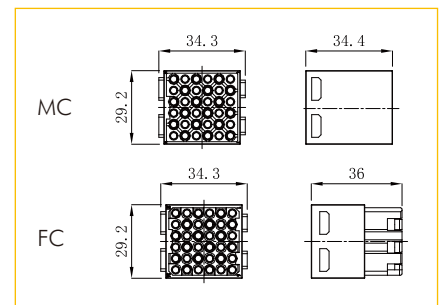
技术参数 Technical Characteristics

规范	Specifications	DIN EN 60 664 / DIN EN 61 984
插芯	Inserts	
接插件针数	Number Of Contacts	36
依据 EN 61 984 的电气数据	Electrical Data Acc. To EN 61 984	
额定电流	Rated Current	10A
额定电压	Rated Voltage	400V
额定脉冲电压	Rated Impulse Voltage	6KV
污染程度	Pollution Degree	3
绝缘电阻	Insulation Resistance	$\geq 10^{10}\Omega$
材料	Material	聚碳酸酯 Polycarbonate
工作温度范围	Limiting Temperatures	-40°C...+125°C
依据 UL 94 的阻燃等级	Flammability Acc. To UL 94	V0
可拔插次数	Mating Cycles	≥ 500
插针	Contacts	
材料	Material	铜合金 Copper Alloy
表面处理	Surface	镀银 Hard-Silver Plated 镀金 Hard-Gold Plated
接触电阻	Contact Resistance	$\leq 3m\Omega$
冷压连接	Crimp Termination	
mm ²	mm ²	0.14-2.5mm ²
AWG	AWG	26-14

冷压连接 / Crimp Termination



Inserts	Product Model	Order No.
Male	HMDD-036-MC-1	1 007 04 0000071
Female	HMDD-036-FC-1	1 007 04 0000072

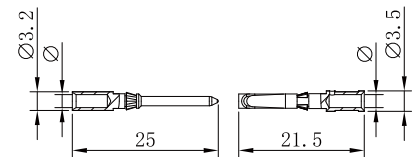


10A冷压针孔 / 10A Crimp Contacts

镀银 Silver Plated



Inserts	Product Model	Order No.	Inserts	Product Model	Order No.
Male	DSM-0.37	1 007 06 0000009	Female	DSF-0.37	1 007 07 0000009
	DSM-0.5	1 007 06 0000010		DSF-0.5	1 007 07 0000010
	DSM-0.75	1 007 06 0000011		DSF-0.75	1 007 07 0000011
	DSM-1.0	1 007 06 0000012		DSF-1.0	1 007 07 0000012
	DSM-1.5	1 007 06 0000013		DSF-1.5	1 007 07 0000013
	DSM-2.5	1 007 06 0000014		DSF-2.5	1 007 07 0000014



Wire gauge		φ	Stripping length
0.14-0.37 mm ²	AWG 26-22	0.9 mm	8 mm
0.5 mm ²	AWG 20	1.1 mm	8 mm
0.75 mm ²	AWG 18	1.3 mm	8 mm
1 mm ²	AWG 18	1.45 mm	8 mm
1.5 mm ²	AWG 16	1.75 mm	8 mm
2.5 mm ²	AWG 14	2.25 mm	6 mm

镀金 Gold Plated



Inserts	Product Model	Order No.	Inserts	Product Model	Order No.
Male	DGM-0.37	1 007 06 0000015	Female	DGF-0.37	1 007 07 0000015
	DGM-0.5	1 007 06 0000016		DGF-0.5	1 007 07 0000016
	DGM-0.75	1 007 06 0000017		DGF-0.75	1 007 07 0000017
	DGM-1.0	1 007 06 0000018		DGF-1.0	1 007 07 0000018
	DGM-1.5	1 007 06 0000019		DGF-1.5	1 007 07 0000019
	DGM-2.5	1 007 06 0000020		DGF-2.5	1 007 07 0000020

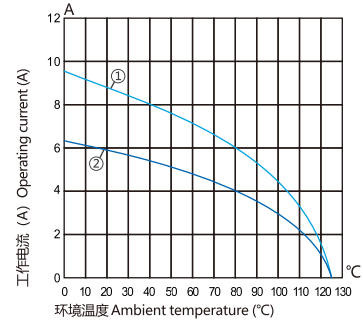
插芯 Inserts 可与框架及其他所有模块产品组合使用 Combination With Hinged Frame and Other Modules Possible.

技术参数 Technical Characteristics

规范	Specifications	DIN EN 60 664 / DIN EN 61 984
插芯	Inserts	
接插件针数	Number Of Contacts	42
依据 EN 61 984 的电气数据	Electrical Data Acc. To EN 61 984	
额定电流	Rated Current	10A
额定电压	Rated Voltage	150V
额定脉冲电压	Rated Impulse Voltage	2.5KV
污染程度	Pollution Degree	3
绝缘电阻	Insulation Resistance	$\geq 10^{10}\Omega$
材料	Material	聚碳酸酯 Polycarbonate
工作温度范围	Limiting Temperatures	-40°C...+125°C
依据 UL 94 的阻燃等级	Flammability Acc. To UL 94	V0
可拔插次数	Mating Cycles	≥ 500
插针	Contacts	
材料	Material	铜合金 Copper Alloy
表面处理	Surface	镀银 Hard-Silver Plated 镀金 Hard-Gold Plated
接触电阻	Contact Resistance	$\leq 3m\Omega$
冷压连接	Crimp Termination	
mm ²	mm ²	0.14-2.5mm ²
AWG	AWG	26-14

电流负载能力
Current Carrying Capacity

电流负载能力所受的限制主要来自包含接插针的接插件可承受的最大温度。
测试和控制过程依据 DIN EN 60512-5。
The current carrying is limited by maximum temperature of materials for Inserts and contacts including terminals.
Measuring and testing techniques according to DINEN 60512-5.

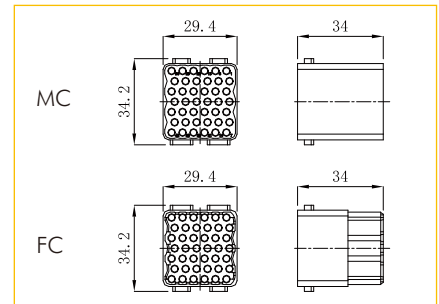


①24B外壳带3个模块，导线截面：1.5mm²
② 24B Hoods/Housings With 3 Modules, Wire Gauge: 1.5mm²

冷压连接 / Crimp Termination



Inserts	Product Model	Order No.
Male	HMDD-042-MC-1	1 007 04 0000073
Female	HMDD-042-FC-1	1 007 04 0000074

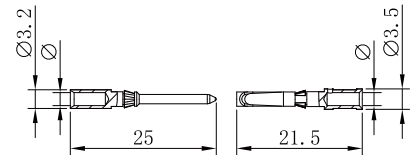


10A冷压针孔 / 10A Crimp Contacts

镀银 Silver Plated



Inserts	Product Model	Order No.	Inserts	Product Model	Order No.
Male	DSM-0.37	1 007 06 0000009	Female	DSF-0.37	1 007 07 0000009
	DSM-0.5	1 007 06 0000010		DSF-0.5	1 007 07 0000010
	DSM-0.75	1 007 06 0000011		DSF-0.75	1 007 07 0000011
	DSM-1.0	1 007 06 0000012		DSF-1.0	1 007 07 0000012
	DSM-1.5	1 007 06 0000013		DSF-1.5	1 007 07 0000013
	DSM-2.5	1 007 06 0000014		DSF-2.5	1 007 07 0000014



Wire gauge	φ	Stripping length
0.14-0.37 mm ²	AWG 26-22	0.9 mm
0.5 mm ²	AWG 20	1.1 mm
0.75 mm ²	AWG 18	1.3 mm
1 mm ²	AWG 18	1.45 mm
1.5 mm ²	AWG 16	1.75 mm
2.5 mm ²	AWG 14	2.25 mm

镀金 Gold Plated



Inserts	Product Model	Order No.	Inserts	Product Model	Order No.
Male	DGM-0.37	1 007 06 0000015	Female	DGF-0.37	1 007 07 0000015
	DGM-0.5	1 007 06 0000016		DGF-0.5	1 007 07 0000016
	DGM-0.75	1 007 06 0000017		DGF-0.75	1 007 07 0000017
	DGM-1.0	1 007 06 0000018		DGF-1.0	1 007 07 0000018
	DGM-1.5	1 007 06 0000019		DGF-1.5	1 007 07 0000019
	DGM-2.5	1 007 06 0000020		DGF-2.5	1 007 07 0000020

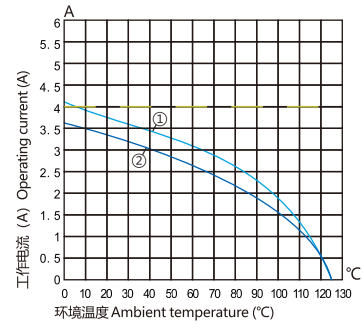
插芯 Inserts 可与框架及其他所有模块产品组合使用 Combination With Hinged Frame and Other Modules Possible.

技术参数 Technical Characteristics

规范	Specifications	DIN EN 60 664 / DIN EN 61 984
插芯	Inserts	
接插件针数	Number Of Contacts	9
依据 EN 61 984 的电气数据	Electrical Data Acc. To EN 61 984	
额定电流	Rated Current	5A
额定电压	Rated Voltage	50V
额定脉冲电压	Rated Impulse Voltage	0.8KV
污染程度	Pollution Degree	3
绝缘电阻	Insulation Resistance	$\geq 10^{10}\Omega$
材料	Material	聚碳酸酯 Polycarbonate
工作温度范围	Limiting Temperatures	-40°C...+125°C
依据 UL 94 的阻燃等级	Flammability Acc. To UL 94	V0
可拔插次数	Mating Cycles	≥ 500
插针	Contacts	
材料	Material	铜合金 Copper Alloy
表面处理	Surface	镀银 Hard-Silver Plated 镀金 Hard-Gold Plated
接触电阻	Contact Resistance	$\leq 3m\Omega$
冷压连接	Crimp Termination	
mm ²	mm ²	0.09-0.82mm ²
AWG	AWG	28-18

电流负载能力
Current Carrying Capacity

电流负载能力所受的限制主要来自包含接插针的接插件可承受的最大温度。
测试和控制过程依据 DIN EN 60512-5。
The current carrying is limited by maximum temperature of materials for Inserts and contacts including terminals.
Measuring and testing techniques according to DINEN 60512-5.

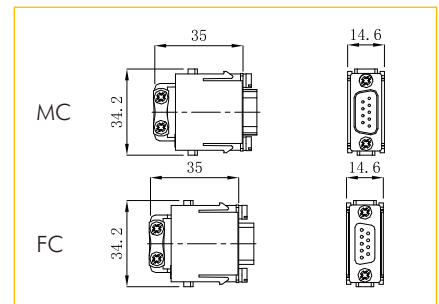


- ① 24B外壳带6个模块, 导线截面: 0.5mm²
- ② 24B外壳带6个模块, 导线截面: 0.5mm²
- ① 24B Hoods/Housings With 6 Modules, Wire Gauge: 0.5mm²
- ② 24B Hoods/Housings With 6 Modules, Wire Gauge: 0.5mm²

冷压连接 / Crimp Termination



Inserts	Product Model	Order No.
Male	HMDB-009-MC-1	1 007 04 0000083
Female	HMDB-009-FC-1	1 007 04 0000084

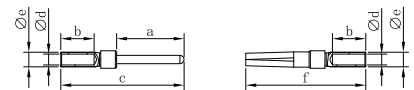


5A冷压针孔 / 5A Crimp Contacts

镀银 Silver Plated



Inserts	Product Model	Order No.	Inserts	Product Model	Order No.
Male	SSM-0.25	1 007 06 0000001	Female	SSF-0.25	1 007 07 0000001
	SSM-0.33	1 007 06 0000002		SSF-0.33	1 007 07 0000002
	SSM-0.52	1 007 06 0000003		SSF-0.52	1 007 07 0000003
	SSM-0.82	1 007 06 0000004		SSF-0.82	1 007 07 0000004



Wire gauge		Stripping length
0.09-0.25 mm ²	AWG 28-24	5 mm
0.13-0.33 mm ²	AWG 26-22	5 mm
0.33-0.52 mm ²	AWG 22-20	5 mm
0.52-0.82 mm ²	AWG 22-18	5 mm

镀金 Gold Plated



Inserts	Product Model	Order No.	Inserts	Product Model	Order No.
Male	SGM-0.25	1 007 06 0000005	Female	SGF-0.25	1 007 07 0000005
	SGM-0.33	1 007 06 0000006		SGF-0.33	1 007 07 0000006
	SGM-0.52	1 007 06 0000007		SGF-0.52	1 007 07 0000007
	SGM-0.82	1 007 06 0000008		SGF-0.82	1 007 07 0000008

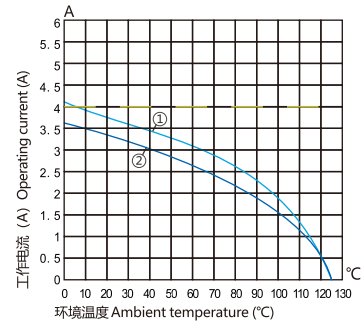
插芯 Inserts 可与框架及其他所有模块产品组合使用 Combination With Hinged Frame and Other Modules Possible.

技术参数 Technical Characteristics

规范	Specifications	DIN EN 60 664 / DIN EN 61 984
插芯	Inserts	
接插件针数	Number Of Contacts	25
依据 EN 61 984 的电气数据	Electrical Data Acc. To EN 61 984	
额定电流	Rated Current	4A
额定电压	Rated Voltage	50V
额定脉冲电压	Rated Impulse Voltage	0.8KV
污染程度	Pollution Degree	3
绝缘电阻	Insulation Resistance	$\geq 10^{10}\Omega$
材料	Material	聚碳酸酯 Polycarbonate
工作温度范围	Limiting Temperatures	-40°C...+125°C
依据 UL 94 的阻燃等级	Flammability Acc. To UL 94	V0
可拔插次数	Mating Cycles	≥ 500
插针	Contacts	
材料	Material	铜合金 Copper Alloy
表面处理	Surface	镀银 Hard-Silver Plated 镀金 Hard-Gold Plated
接触电阻	Contact Resistance	$\leq 3m\Omega$
冷压连接	Crimp Termination	
mm ²	mm ²	0.09-0.52mm ²
AWG	AWG	28-20

电流负载能力 Current Carrying Capacity

电流负载能力所受的限制主要来自包含接插针的接插件可承受的最大温度。
测试和控制过程依据 DIN EN 60512-5。
The current carrying is limited by maximum temperature of materials for Inserts and contacts including terminals.
Measuring and testing techniques according to DINEN 60512-5.

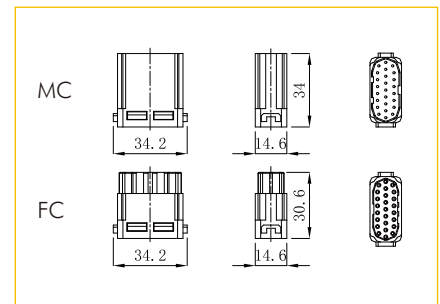


- ① 24B外壳带6个模块, 导线截面: 0.5mm² (车削针)
- ② 24B外壳带6个模块, 导线截面: 0.5mm² (冲压针)
- ① 24B Hoods/Housings With 6 Modules, Wire Gauge: 0.5mm²
- ② 24B Hoods/Housings With 6 Modules, Wire Gauge: 0.5mm²

冷压连接 / Crimp Termination



Inserts	Product Model	Order No.
Male	HMHD-025-MC-1	1 007 04 0000075
Female	HMHD-025-FC-1	1 007 04 0000076

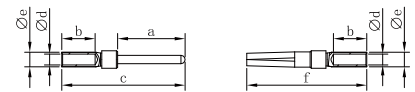


5A冷压针孔 / 5A Crimp Contacts

镀银 Silver Plated



Inserts	Product Model	Order No.	Inserts	Product Model	Order No.
Male	SSM-0.25	1 007 06 0000001	Female	SSF-0.25	1 007 07 0000001
	SSM-0.33	1 007 06 0000002		SSF-0.33	1 007 07 0000002
	SSM-0.52	1 007 06 0000003		SSF-0.52	1 007 07 0000003
	SSM-0.82	1 007 06 0000004		SSF-0.82	1 007 07 0000004



Wire gauge		Stripping length
0.09-0.25 mm ²	AWG 28-24	5 mm
0.13-0.33 mm ²	AWG 26-22	5 mm
0.33-0.52 mm ²	AWG 22-20	5 mm
0.52-0.82 mm ²	AWG 22-18	5 mm

镀金 Gold Plated




Inserts	Product Model	Order No.	Inserts	Product Model	Order No.
Male	SGM-0.25	1 007 06 0000005	Female	SGF-0.25	1 007 07 0000005
	SGM-0.33	1 007 06 0000006		SGF-0.33	1 007 07 0000006
	SGM-0.52	1 007 06 0000007		SGF-0.52	1 007 07 0000007
	SGM-0.82	1 007 06 0000008		SGF-0.82	1 007 07 0000008

插芯 Inserts 可与框架及其他所有模块产品组合使用 Combination With Hinged Frame and Other Modules Possible.

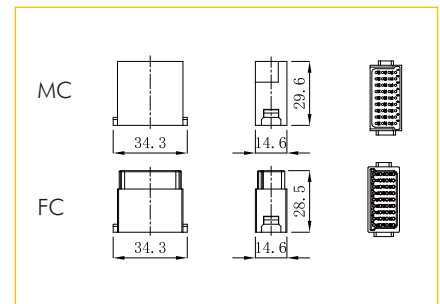
技术参数 Technical Characteristics

规范	Specifications	DIN EN 60 664 / DIN EN 61 984
插芯	Inserts	
接插件针数	Number Of Contacts	36
依据 EN 61 984的电气数据	Electrical Data Acc. To EN 61 984	
额定电流	Rated Current	4A
额定电压	Rated Voltage	50V
额定脉冲电压	Rated Impulse Voltage	0.8KV
污染程度	Pollution Degree	3
绝缘电阻	Insulation Resistance	$\geq 10^{10}\Omega$
材料	Material	聚碳酸酯 Polycarbonate
工作温度范围	Limiting Temperatures	-40°C...+125°C
依据UL 94的阻燃等级	Flammability Acc. To UL 94	V0
可拔插次数	Mating Cycles	≥ 500
插针	Contacts	
材料	Material	铜合金 Copper Alloy
表面处理	Surface	镀银 Hard-Silver Plated 镀金 Hard-Gold Plated
接触电阻	Contact Resistance	$\leq 3m\Omega$
冷压连接	Crimp Termination	
mm ²	mm ²	0.09-0.52mm ²
AWG	AWG	28-20

冷压连接 / Crimp Termination



Inserts	Product Model	Order No.
Male	HMHD-036-MC-1	1 007 04 0000077
Female	HMHD-036-FC-1	1 007 04 0000078

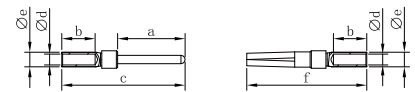


5A冷压针孔 / 5A Crimp Contacts

镀银 Silver Plated



Inserts	Product Model	Order No.	Inserts	Product Model	Order No.
Male	SSM-0.25	1 007 06 0000001	Female	SSF-0.25	1 007 07 0000001
	SSM-0.33	1 007 06 0000002		SSF-0.33	1 007 07 0000002
	SSM-0.52	1 007 06 0000003		SSF-0.52	1 007 07 0000003
	SSM-0.82	1 007 06 0000004		SSF-0.82	1 007 07 0000004



Wire gauge		Stripping length
0.09-0.25 mm ²	AWG 28-24	5 mm
0.13-0.33 mm ²	AWG 26-22	5 mm
0.33-0.52 mm ²	AWG 22-20	5 mm
0.52-0.82 mm ²	AWG 22-18	5 mm

镀金 Gold Plated




Inserts	Product Model	Order No.	Inserts	Product Model	Order No.
Male	SGM-0.25	1 007 06 0000005	Female	SGF-0.25	1 007 07 0000005
	SGM-0.33	1 007 06 0000006		SGF-0.33	1 007 07 0000006
	SGM-0.52	1 007 06 0000007		SGF-0.52	1 007 07 0000007
	SGM-0.82	1 007 06 0000008		SGF-0.82	1 007 07 0000008

插芯 Inserts 可与框架及其他所有模块产品组合使用 Combination With Hinged Frame and Other Modules Possible.

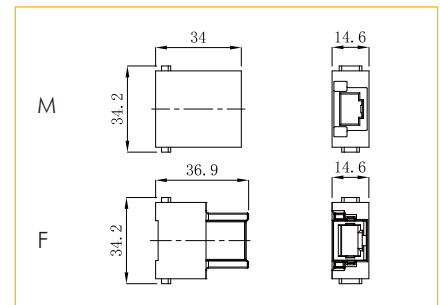
技术参数 Technical Characteristics

规范	Specifications	DIN EN 60 664 / DIN EN 61 984
插芯	Inserts	
接插件针数	Number Of Contacts	8
依据 EN 61 984 的电气数据	Electrical Data Acc. To EN 61 984	
额定电流	Rated Current	1A
额定电压	Rated Voltage	50V
额定脉冲电压	Rated Impulse Voltage	0.8KV
污染程度	Pollution Degree	3
传输特性	Transmission Features	上超6类可达500 MHz 依据 ISO/IEC 24 702 ISO/IEC 11 801 Category 6 /Class E Up To 500 MHz; Acc. To ISO/IEC 11 801:2002 and EN 50 173-1 ISO/IEC24 702
传输速率	Transmission Rate	10/100/1000 Mbit/s、10Gbit/s
绝缘电阻	Insulation Resistance	$\geq 10^{10}\Omega$
材料	Material	聚碳酸酯 Polycarbonate
工作温度范围	Limiting Temperatures	-40°C...+85°C
依据UL 94的阻燃等级	Flammability Acc. To UL 94	V0
可拔插次数	Mating Cycles	≥ 500

插芯 用于接缆线 / Inserts for patch cable



Inserts	Product Model	Order No.
Male	HM-RJ45-M-1	1 007 04 0000085
Female	HM-RJ45-F-1	1 007 04 0000086



适配器 / Adapter



Inserts	Product Model	Order No.
与公插芯搭配 go with male insert	HM-RJ45-APT-1	1 007 04 0000087

仅用于标准电缆接线

插芯 Inserts 可与框架及其他所有模块产品组合使用 Combination With Hinged Frame and Other Modules Possible.

技术参数 Technical Characteristics

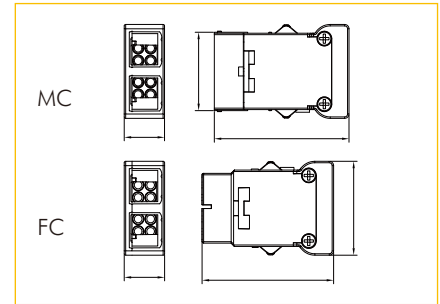
规范	Specifications	DIN EN 60 664 / DIN EN 61 984
插芯	Inserts	
接插件针数	Number Of Contacts	8
依据 EN 61 984的电气数据	Electrical Data Acc. To EN 61 984	
额定电流	Rated Current	10A
额定电压	Rated Voltage	50V
额定脉冲电压	Rated Impulse Voltage	0.8KV
污染程度	Pollution Degree	3
绝缘电阻	Insulation Resistance	$\geq 10^{10}\Omega$
材料	Material	锌合金+聚碳酸酯 Nickel-plated Zinc+Polycarbonate
工作温度范围	Limiting Temperatures	-40°C...+125°C
依据UL 94的阻燃等级	Flammability Acc. To UL 94	V0
可拔插次数	Mating Cycles	≥ 500
插针	Contacts	
材料	Material	铜合金 Copper Alloy
表面处理	Surface	镀银/镀金 Silver Plated/Gold Plated
接触电阻	Contact Resistance	$\leq 3m\Omega$
冷压连接	Crimp Termination	
mm ²	mm ²	0,14-2.5mm ²

插芯 Inserts 可与框架及其他所有模块产品组合使用 Combination With Hinged Frame and Other Modules Possible.

冷压连接 / Crimp Termination



Inserts	Product Model	Order No.
Male	HMMB-008-MC-1	1 007 04 000095
Female	HMMB-008-FC-1	1 007 04 000094

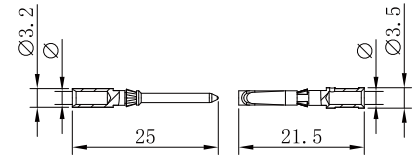


10A冷压针孔 / 10A Crimp Contacts

镀银 Silver Plated



Inserts	Product Model	Order No.	Inserts	Product Model	Order No.
Male	DSM-0.37	1 007 06 000009	Female	DSF-0.37	1 007 07 000009
	DSM-0.5	1 007 06 000010		DSF-0.5	1 007 07 000010
	DSM-0.75	1 007 06 000011		DSF-0.75	1 007 07 000011
	DSM-1.0	1 007 06 000012		DSF-1.0	1 007 07 000012
	DSM-1.5	1 007 06 000013		DSF-1.5	1 007 07 000013
	DSM-2.5	1 007 06 000014		DSF-2.5	1 007 07 000014



Wire gauge		φ	Stripping length
0.14-0.37 mm ²	AWG 26-22	0.9 mm	8 mm
0.5 mm ²	AWG 20	1.1 mm	8 mm
0.75 mm ²	AWG 18	1.3 mm	8 mm
1 mm ²	AWG 18	1.45 mm	8 mm
1.5 mm ²	AWG 16	1.75 mm	8 mm
2.5 mm ²	AWG 14	2.25 mm	6 mm

镀金 Gold Plated

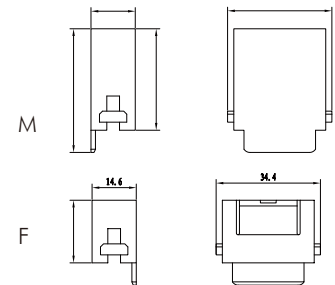


Inserts	Product Model	Order No.	Inserts	Product Model	Order No.
Male	DGM-0.37	1 007 06 000015	Female	DGF-0.37	1 007 07 000015
	DGM-0.5	1 007 06 000016		DGF-0.5	1 007 07 000016
	DGM-0.75	1 007 06 000017		DGF-0.75	1 007 07 000017
	DGM-1.0	1 007 06 000018		DGF-1.0	1 007 07 000018
	DGM-1.5	1 007 06 000019		DGF-1.5	1 007 07 000019
	DGM-2.5	1 007 06 000020		DGF-2.5	1 007 07 000020

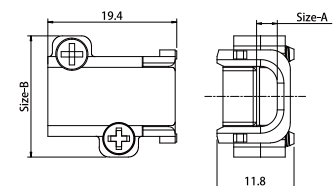
配件 / Accessory



Designation	Product Model	Order No.
适配器 Adapter	HMMB-AM-M	1 007 04 0000100
	HMMB-AM-F	1 007 04 0000101



Designation	Product Model	Size A&B	Order No.
电缆卡夹 Cable clamp	HM-CLP5-7	5-7&18 mm	1 007 08 000013
	HM-CLP7-10	7-10&18 mm	1 007 08 000019



插芯 Inserts 可与框架及其他所有模块产品组合使用 Combination With Hinged Frame and Other Modules Possible.

技术参数 Technical Characteristics

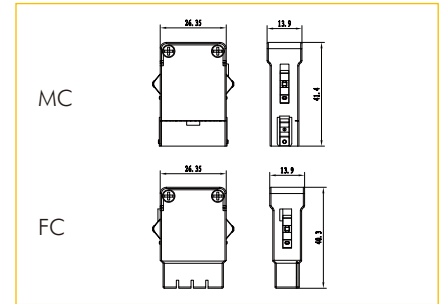
规范	Specifications	DIN EN 60 664 / DIN EN 61 984
插芯	Inserts	
接插件针数	Number Of Contacts	8
依据 EN 61 984的电气数据	Electrical Data Acc. To EN 61 984	
额定电流	Rated Current	5A
额定电压	Rated Voltage	50V
额定脉冲电压	Rated Impulse Voltage	0.8KV
污染程度	Pollution Degree	3
绝缘电阻	Insulation Resistance	$\geq 10^{10}\Omega$
材料	Material	锌合金+聚碳酸酯 Nickel-plated Zinc+Polycarbonate
工作温度范围	Limiting Temperatures	-40°C...+125°C
依据UL 94的阻燃等级	Flammability Acc. To UL 94	V0
可拔插次数	Mating Cycles	≥ 500
插针	Contacts	
材料	Material	铜合金 Copper Alloy
表面处理	Surface	镀银/镀金 Silver Plated/Gold Plated
接触电阻	Contact Resistance	$\leq 3m\Omega$
冷压连接	Crimp Termination	
mm ²	mm ²	0.09-0.82mm ²

插芯 Inserts 可与框架及其他所有模块产品组合使用 Combination With Hinged Frame and Other Modules Possible.

冷压连接 / Crimp Termination



Inserts	Product Model	Order No.
Male	HMGB-008-MC-1	1 007 04 0000096
Female	HMGB-008-FC-1	1 007 04 0000097

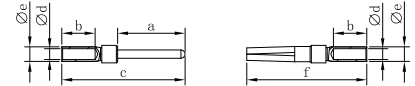


5A冷压针孔 / 5A Crimp Contacts

镀银 Silver Plated



Inserts	Product Model	Order No.	Inserts	Product Model	Order No.
Male	SSM-0.25	1 007 06 0000001	Female	SSF-0.25	1 007 07 0000001
	SSM-0.33	1 007 06 0000002		SSF-0.33	1 007 07 0000002
	SSM-0.52	1 007 06 0000003		SSF-0.52	1 007 07 0000003
	SSM-0.82	1 007 06 0000004		SSF-0.82	1 007 07 0000004



Wire gauge		Stripping length
0.09-0.25 mm ²	AWG 28-24	5 mm
0.13-0.33 mm ²	AWG 26-22	5 mm
0.33-0.52 mm ²	AWG 22-20	5 mm
0.52-0.82 mm ²	AWG 22-18	5 mm

镀金 Gold Plated

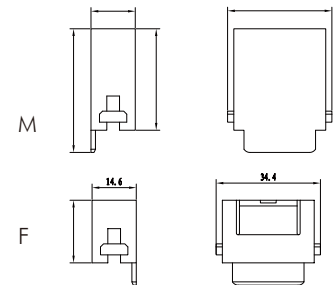


Inserts	Product Model	Order No.	Inserts	Product Model	Order No.
Male	SGM-0.25	1 007 06 0000005	Female	SGF-0.25	1 007 07 0000005
	SGM-0.33	1 007 06 0000006		SGF-0.33	1 007 07 0000006
	SGM-0.52	1 007 06 0000007		SGF-0.52	1 007 07 0000007
	SGM-0.82	1 007 06 0000008		SGF-0.82	1 007 07 0000008

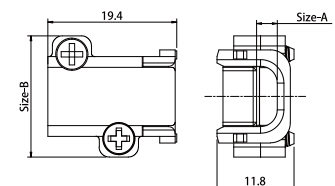
配件 / Accessory



Designation	Product Model	Order No.
适配器 Adapter	HMMB-AM-M	1 007 04 0000100
	HMMB-AM-F	1 007 04 0000101



Designation	Product Model	Size A&B	Order No.
电缆卡夹 Cable clamp	HM-CLP5-7	5-7&18 mm	1 007 08 0000013
	HM-CLP7-10	7-10&18 mm	1 007 08 0000019
	HM-CLP9-12	9-12&18.5 mm	1 007 08 0000020



插芯 Inserts 可与框架及其他所有模块产品组合使用 Combination With Hinged Frame and Other Modules Possible.

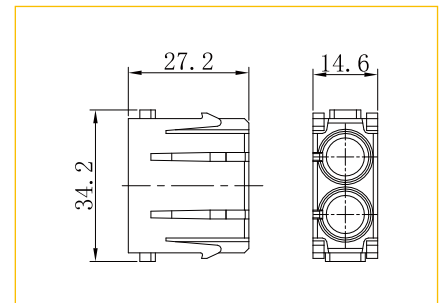
技术参数 Technical Characteristics

规范	Specifications	DIN EN 60 664 / DIN EN 61 984
插芯	Inserts	
接插件针数	Number Of Contacts	2
材料	Material	聚碳酸酯 Polycarbonate
工作温度范围	Limiting Temperatures	-40°C...+80°C
依据UL 94的阻燃等级	Flammability Acc. To UL 94	V0
可拔插次数	Mating Cycles	≥500
插针	Contacts	
材料	Material	聚甲醛 Delrin Acetal
颜色	Colour	黑色 Black
软管连接	Tube Termination Internal	
内径	Diameter (id)	6.0mm/1/4"
工作压力	Working Pressure	最大(Up To) 8 Bar/116 Psi
密封圈	Sealing	
材料	Material	氟橡胶 FPM
闭锁阀	Shut Off Valve	
材料	Material	聚甲醛 Polyformaldehyde

气动模块 / Pneumatic Module



Product Model	Order No.
HMP-002	1 007 04 0000104



针 用于气管内径(ID) / For Inner Diameter (ID)



Inserts	Description	ID	Product Model	Order No.
Male	Without Shut Off	6.0mm	PCM-6.0	1 007 04 0000105
Female	Without Shut Off	6.0mm	PCF-6.0	1 007 04 0000106

针 用于气管内径(ID) / For Inner Diameter (ID)



Inserts	Description	ID	Product Model	Order No.
Female	Shut Off	6.0mm	PCFS-6.0	1 007 04 0000107

插芯 Inserts 可与框架及其他所有模块产品组合使用 Combination With Hinged Frame and Other Modules Possible.

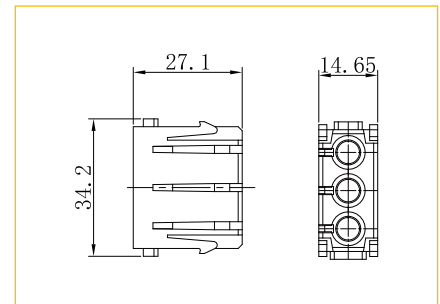
技术参数 Technical Characteristics

规范	Specifications	DIN EN 60 664 / DIN EN 61 984
插芯	Inserts	
接插件针数	Number Of Contacts	3
材料	Material	聚碳酸酯 Polycarbonate
工作温度范围	Limiting Temperatures	-40°C...+80°C
依据UL 94的阻燃等级	Flammability Acc. To UL 94	V0
可拔插次数	Mating Cycles	≥500
插针	Contacts	
材料	Material	聚甲醛 Delrin Acetal
颜色	Colour	黑色 Black
软管连接	Tube Termination Internal	
内径	Diameter (id)	1.6mm/1/16 " 3mm 4mm/1/8 "
工作压力	Working Pressure	最大(Up To) 8 Bar/116 Psi
密封圈	Sealing	
材料	Material	氟橡胶 FPM
闭锁阀	Shut Off Valve	
材料	Material	聚甲醛 Polyformaldehyde

气动模块 / Pneumatic Module



Product Model	Order No.
HMP-003	1 007 04 0000108



针 用于气管内径(ID) / For Inner Diameter (ID)



Inserts	Description	ID	Product Model	Order No.
Male	Without Shut Off	1.6mm	PCM-1.6	1 007 04 0000109
	Without Shut Off	3.0mm	PCM-3.0	1 007 04 0000110
	Without Shut Off	4.0mm	PCM-4.0	1 007 04 0000111
Female	Without Shut Off	1.6mm	PCF-1.6	1 007 04 0000112
	Without Shut Off	3.0mm	PCF-3.0	1 007 04 0000113
	Without Shut Off	4.0mm	PCF-4.0	1 007 04 0000114

针 用于气管内径(ID) / For Inner Diameter (ID)



Inserts	Description	ID	Product Model	Order No.
Female	Shut Off	1.6mm	PCFS-1.6	1 007 04 0000115
	Shut Off	3.0mm	PCFS-3.0	1 007 04 0000116
	Shut Off	4.0mm	PCFS-4.0	1 007 04 0000117

插芯 Inserts 可与框架及其他所有模块产品组合使用 Combination With Hinged Frame and Other Modules Possible.

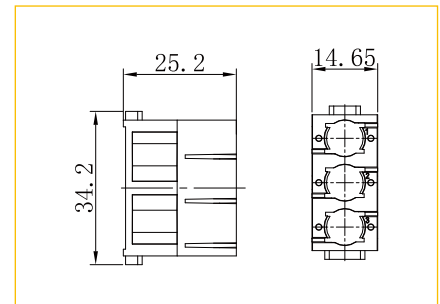
技术参数 Technical Characteristics

规范	Specifications	DIN EN 60 664 / DIN EN 61 984
插芯	Inserts	
接插件针数	Number Of Contacts	3
材料	Material	聚碳酸酯 Polycarbonate
工作温度范围	Limiting Temperatures	-40°C...+80°C
依据UL 94的阻燃等级	Flammability Acc. To UL 94	V0
可拔插次数	Mating Cycles	≥500
插针	Contacts	
材料	Material	铜 Copper
颜色	Colour	镀镍 Nickel Plating
软管连接	Tube Termination Internal	
外径	Outer Diameter (OD)	3.0mm 4.0mm 6.0mm
工作压力	Working Pressure	Up To 10 bar/145 Psi
密封圈	Sealing	
材料	Material	氟橡胶 FPM
闭锁阀	Shut Off Valve	
材料	Material	聚甲醛 Polyformaldehyde

金属气动针模块 / Pneumatic Module



Product Model	Order No.
HMP-003-V2	1 007 04 0000120



针 用于气管外径(OD) / For Outer Diameter (OD)



Inserts	Description	ID	Product Model	Order No.
Male	Without Shut Off	3.0 mm	MPCM-OD3.0	1 007 06 0000059
	Without Shut Off	4.0 mm	MPCM-OD4.0	1 007 06 0000060
	Without Shut Off	6.0 mm	MPCM-OD6.0	1 007 06 0000061
Female	Without Shut Off	3.0 mm	MPCF-OD3.0	1 007 07 0000059
	Without Shut Off	4.0 mm	MPCF-OD4.0	1 007 07 0000060
	Without Shut Off	6.0 mm	MPCF-OD6.0	1 007 07 0000061

针 用于气管外径(OD) / For Outer Diameter (OD)



Inserts	Description	ID	Product Model	Order No.
Female	Shut Off	3.0 mm	MPCFS-OD3.0	1 007 07 0000062
	Shut Off	4.0 mm	MPCFS-OD4.0	1 007 07 0000063
	Shut Off	6.0 mm	MPCFS-OD6.0	1 007 07 0000064

HMQ-004 冷压型模块
Crimp Module 50V 10A

插芯 Inserts 可与框架及其他所有模块产品组合使用 Combination With Hinged Frame and Other Modules Possible.

技术参数 Technical Characteristics

规范	Specifications	DIN EN 60 664 / DIN EN 61 984
插芯	Inserts	
接插件针数	Number Of Contacts	4+PE
依据 EN 61 984的电气数据	Electrical Data Acc. To EN 61 984	
额定电流	Rated Current	10A
额定电压	Rated Voltage	50V
额定脉冲电压	Rated Impulse Voltage	0.8KV
污染程度	Pollution Degree	3
绝缘电阻	Insulation Resistance	$\geq 10^{10}\Omega$
材料	Material	锌合金 (镀镍) Nickel-plated Zinc+PC
工作温度范围	Limiting Temperatures	-40°C...+125°C
依据UL 94的阻燃等级	Flammability Acc. To UL 94	V0
可拔插次数	Mating Cycles	≥ 500
插针	Contacts	
材料	Material	铜合金 Copper Alloy
表面处理	Surface	镀银/镀金 Silver Plated/Gold Plated
接触电阻	Contact Resistance	$\leq 3m\Omega$
冷压连接	Crimp Termination	
mm ²	mm ²	0.14-2.5mm ²

HMQ-004 冷压型模块
Crimp Module 50V 10A

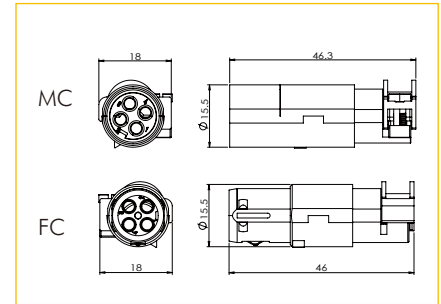


插芯 Inserts 可与框架及其他所有模块产品组合使用 Combination With Hinged Frame and Other Modules Possible.

冷压连接 / Crimp Termination



Inserts	Product Model	Order No.
Male	HMQ-004-MC	1 007 04 0000140
Female	HMQ-004-FC	1 007 04 0000139

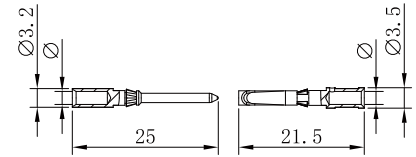


10A冷压针孔 / 10A Crimp Contacts

镀银 Silver Plated



Inserts	Product Model	Order No.	Inserts	Product Model	Order No.
Male	DSM-0.37	1 007 06 0000009	Female	DSF-0.37	1 007 07 0000009
	DSM-0.5	1 007 06 0000010		DSF-0.5	1 007 07 0000010
	DSM-0.75	1 007 06 0000011		DSF-0.75	1 007 07 0000011
	DSM-1.0	1 007 06 0000012		DSF-1.0	1 007 07 0000012
	DSM-1.5	1 007 06 0000013		DSF-1.5	1 007 07 0000013
	DSM-2.5	1 007 06 0000014		DSF-2.5	1 007 07 0000014



Wire gauge		φ	Stripping length
0.14-0.37 mm ²	AWG 26-22	0.9 mm	8 mm
0.5 mm ²	AWG 20	1.1 mm	8 mm
0.75 mm ²	AWG 18	1.3 mm	8 mm
1 mm ²	AWG 18	1.45 mm	8 mm
1.5 mm ²	AWG 16	1.75 mm	8 mm
2.5 mm ²	AWG 14	2.25 mm	6 mm

镀金 Gold Plated

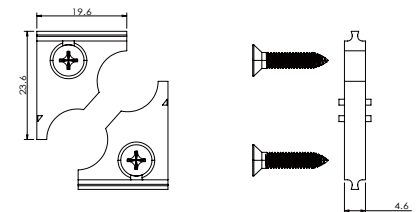


Inserts	Product Model	Order No.	Inserts	Product Model	Order No.
Male	DGM-0.37	1 007 06 0000015	Female	DGF-0.37	1 007 07 0000015
	DGM-0.5	1 007 06 0000016		DGF-0.5	1 007 07 0000016
	DGM-0.75	1 007 06 0000017		DGF-0.75	1 007 07 0000017
	DGM-1.0	1 007 06 0000018		DGF-1.0	1 007 07 0000018
	DGM-1.5	1 007 06 0000019		DGF-1.5	1 007 07 0000019
	DGM-2.5	1 007 06 0000020		DGF-2.5	1 007 07 0000020

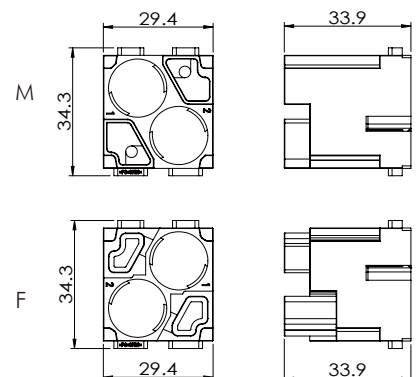
配件 / Accessory



Designation	Product Model	Order No.
Quintax两位适配器锁片 Quintax two-position adapter locking plate	HMQM-APT-2M	1 007 08 0000014



Designation	Product Model	Order No.
Quintax两位适配器	HMQM-002-M	1 007 04 0000133
Quintax two-position adapter	HMQM-002-F	1 007 04 0000134



插芯 Inserts 可与框架及其他所有模块产品组合使用 Combination With Hinged Frame and Other Modules Possible.

技术参数 Technical Characteristics

规范	Specifications	DIN EN 60 664 / DIN EN 61 984
插芯	Inserts	
接插件针数	Number Of Contacts	8+PE
依据 EN 61 984的电气数据	Electrical Data Acc. To EN 61 984	
额定电流	Rated Current	5A
额定电压	Rated Voltage	50V
额定脉冲电压	Rated Impulse Voltage	0.8KV
污染程度	Pollution Degree	3
绝缘电阻	Insulation Resistance	$\geq 10^{10}\Omega$
材料	Material	锌合金 (镀镍) Nickel-plated Zinc+PC
工作温度范围	Limiting Temperatures	-40°C...+125°C
依据UL 94的阻燃等级	Flammability Acc. To UL 94	V0
可拔插次数	Mating Cycles	≥ 500
插针	Contacts	
材料	Material	铜合金 Copper Alloy
表面处理	Surface	镀银/镀金 Silver Plated/Gold Plated
接触电阻	Contact Resistance	$\leq 3m\Omega$
冷压连接	Crimp Termination	
mm ²	mm ²	0.09-0.82mm ²

HMQ-008 冷压型模块
Crimp Module 50V 5A

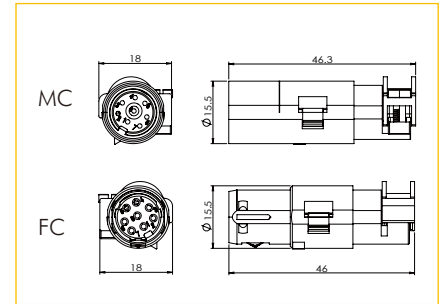


插芯 Inserts 可与框架及其他所有模块产品组合使用 Combination With Hinged Frame and Other Modules Possible.

冷压连接 / Crimp Termination



Inserts	Product Model	Order No.
Male	HMQ-008-MC	1 007 04 0000142
Female	HMQ-008-FC	1 007 04 0000141

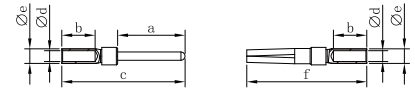


5A冷压针孔 / 5A Crimp Contacts

镀银 Silver Plated



Inserts	Product Model	Order No.	Inserts	Product Model	Order No.
Male	SSM-0.25	1 007 06 0000001	Female	SSF-0.25	1 007 07 0000001
	SSM-0.33	1 007 06 0000002		SSF-0.33	1 007 07 0000002
	SSM-0.52	1 007 06 0000003		SSF-0.52	1 007 07 0000003
	SSM-0.82	1 007 06 0000004		SSF-0.82	1 007 07 0000004



Wire gauge		Stripping length
0.09-0.25 mm ²	AWG 28-24	5 mm
0.13-0.33 mm ²	AWG 26-22	5 mm
0.33-0.52 mm ²	AWG 22-20	5 mm
0.52-0.82 mm ²	AWG 22-18	5 mm

镀金 Gold Plated

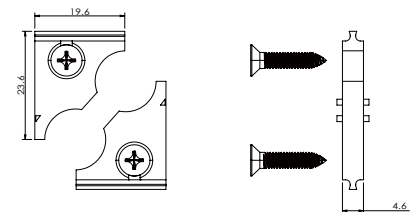


Inserts	Product Model	Order No.	Inserts	Product Model	Order No.
Male	SGM-0.25	1 007 06 0000005	Female	SGF-0.25	1 007 07 0000005
	SGM-0.33	1 007 06 0000006		SGF-0.33	1 007 07 0000006
	SGM-0.52	1 007 06 0000007		SGF-0.52	1 007 07 0000007
	SGM-0.82	1 007 06 0000008		SGF-0.82	1 007 07 0000008

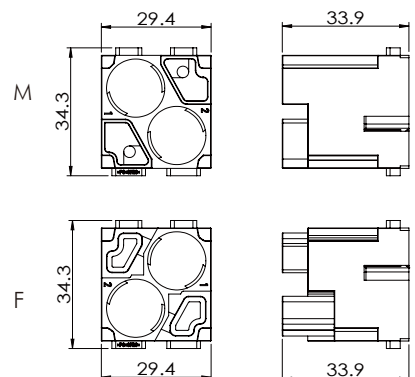
配件 / Accessory



Designation	Product Model	Order No.
Quintax两位适配器锁片 Quintax two-position adapter locking plate	HMQM-APT-2M	1 007 08 0000014



Designation	Product Model	Order No.
Quintax两位适配器	HMQM-002-M	1 007 04 0000133
Quintax two-position adapter	HMQM-002-F	1 007 04 0000134



插芯 Inserts 可与框架及其他所有模块产品组合使用 Combination With Hinged Frame and Other Modules Possible.

技术参数 Technical Characteristics

规范	Specifications	DIN EN 60 664 / DIN EN 61 984
插芯	Inserts	
接插件针数	Number Of Contacts	1+PE
依据 EN 61 984 的电气数据	Electrical Data Acc. To EN 61 984	
额定电流	Rated Current	10A
额定电压	Rated Voltage	50V
额定脉冲电压	Rated Impulse Voltage	0.8KV
污染程度	Pollution Degree	3
依据UL额定电压	Rated Voltage Acc.to UL	1000V
绝缘电阻	Insulation Resistance	$\geq 10^9 \Omega$
材料	Material	锌合金 (镀镍) Nickel-plated Zinc+PC
工作温度范围	Limiting Temperatures	-40°C...+125°C
依据UL 94的阻燃等级	Flammability Acc. To UL 94	V0
可拔插次数	Mating Cycles	≥ 500
插针	Contacts	
材料	Material	铜合金 Copper Alloy
表面处理	Surface	镀银/镀金 Silver Plated/Gold Plated
接触电阻	Contact Resistance	$\leq 3m\Omega$
冷压连接	Crimp Termination	
mm ²	mm ²	0.14-2.5mm ²

HMQ75-001 冷压型模块
Crimp Module 50V 10A

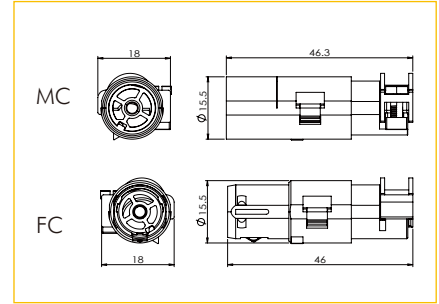


插芯 Inserts 可与框架及其他所有模块产品组合使用 Combination With Hinged Frame and Other Modules Possible.

冷压连接 / Crimp Termination



Inserts	Product Model	Order No.
Male	HMQ75-001-MC	1 007 04 0000138
Female	HMQ75-001-FC	1 007 04 0000137

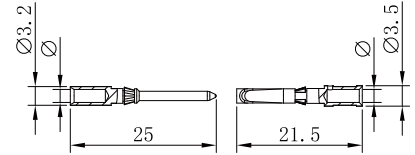


10A冷压针孔 / 10A Crimp Contacts

镀银 Silver Plated



Inserts	Product Model	Order No.	Inserts	Product Model	Order No.
Male	DSM-0.37	1 007 06 0000009	Female	DSF-0.37	1 007 07 0000009
	DSM-0.5	1 007 06 0000010		DSF-0.5	1 007 07 0000010
	DSM-0.75	1 007 06 0000011		DSF-0.75	1 007 07 0000011
	DSM-1.0	1 007 06 0000012		DSF-1.0	1 007 07 0000012
	DSM-1.5	1 007 06 0000013		DSF-1.5	1 007 07 0000013
	DSM-2.5	1 007 06 0000014		DSF-2.5	1 007 07 0000014



Wire gauge		φ	Stripping length
0.14-0.37 mm ²	AWG 26-22	0.9 mm	8 mm
0.5 mm ²	AWG 20	1.1 mm	8 mm
0.75 mm ²	AWG 18	1.3 mm	8 mm
1 mm ²	AWG 18	1.45 mm	8 mm
1.5 mm ²	AWG 16	1.75 mm	8 mm
2.5 mm ²	AWG 14	2.25 mm	6 mm

镀金 Gold Plated

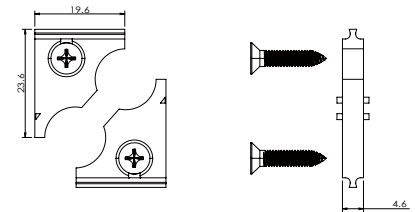


Inserts	Product Model	Order No.	Inserts	Product Model	Order No.
Male	DGM-0.37	1 007 06 0000015	Female	DGF-0.37	1 007 07 0000015
	DGM-0.5	1 007 06 0000016		DGF-0.5	1 007 07 0000016
	DGM-0.75	1 007 06 0000017		DGF-0.75	1 007 07 0000017
	DGM-1.0	1 007 06 0000018		DGF-1.0	1 007 07 0000018
	DGM-1.5	1 007 06 0000019		DGF-1.5	1 007 07 0000019
	DGM-2.5	1 007 06 0000020		DGF-2.5	1 007 07 0000020

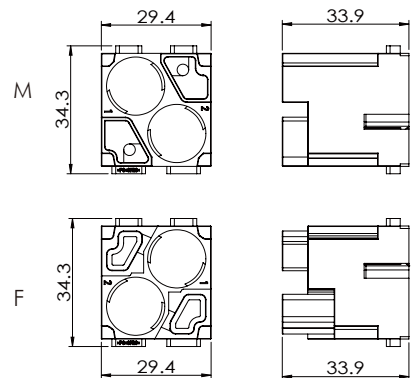
配件 / Accessory



Designation	Product Model	Order No.
Quintax两位适配器锁片 Quintax two-position adapter locking plate	HMQM-APT-2M	1 007 08 0000014



Designation	Product Model	Order No.
Quintax两位适配器	HMQM-002-M	1 007 04 0000133
Quintax two-position adapter	HMQM-002-F	1 007 04 0000134



外壳
Housings

SIZE 3A塑料外壳 Plastic Hoods/Housings

材料	Material	聚碳酸酯 Polycarbonate
颜色	Colour	灰白 Light Grey(RAL 7032)
联锁元件	Locking Element	
连锁方式	Lever Type	扣子, 塑料 Lever, Plastic
材料	Material	聚酰胺 Polyamide
密封元件	Hoods/Housings Sealing	NBR
适用温度范围	Limiting Temperatures	-40 C ... +125 C
防护等级(连锁状态, IEC 60529)	Degree of Protection Acc.To IEC 60529 For Coupled Connector	IP65
阻燃等级 (UL94)	Flame Retardant Acc.To UL94	V0

标准金属外壳 Standard Hoods/Housings

材料	Material	压铸铝合金 Aluminium Die-Cast
颜色	Colour	灰白 Light Grey(RAL 7032)
联锁元件	Locking Element	
连锁方式	Lever Type	扣子, 金属 Lever, Metal
材料	Material	铁镀锌或不锈钢 Galvanized Iron or Stainless Copper
密封元件	Hoods/Housings Sealing	NBR
适用温度范围	Limiting Temperatures	-40 C ... +125 C
防护等级(连锁状态, IEC 60529)	Degree of Protection Acc.To IEC 60529 For Coupled Connector	IP65
阻燃等级 (UL94)	Flame Retardant Acc.To UL94	V0


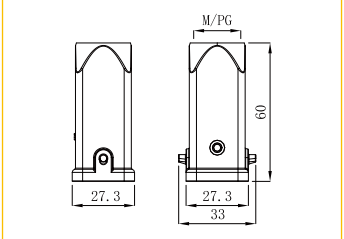

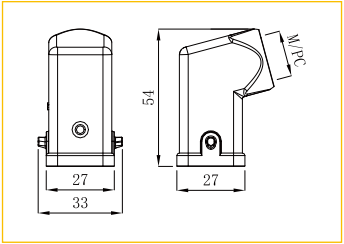

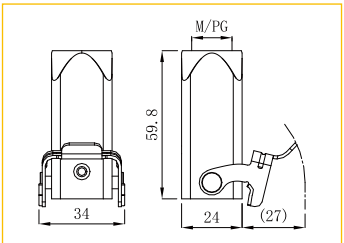
高防护等级外壳 Hoods/Housings, Pressure Tight

材料	Material	耐腐蚀铸铝合金 Aluminium Die-Cast, Corrosion Resistant
颜色	Colour	黑色或灰色 Black(RAL9005)or Grey(RAL7037)
联锁元件	Locking Element	
连锁方式	Lever Type	螺栓连接 Screw Locking
材料	Material	不锈钢 Stainless Steel
密封元件	Hoods/Housings Sealing	NBR
适用温度范围	Limiting Temperatures	-40 C ... +125 C
防护等级(连锁状态, IEC 60529)	Degree of Protection Acc.To IEC 60529 For Coupled Connector	IP68
阻燃等级 (UL94)	Flame Retardant Acc.To UL94	V0


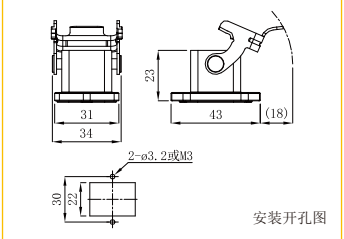

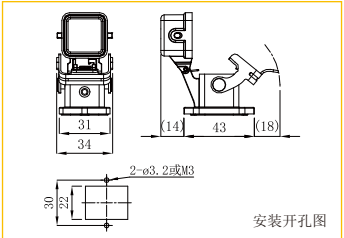

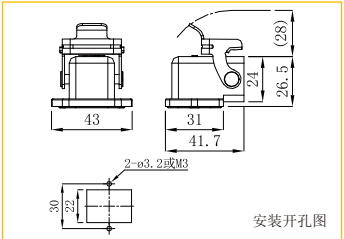

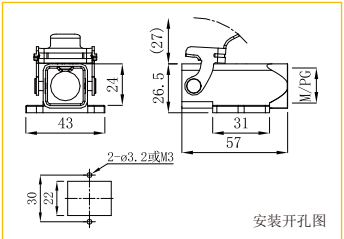
材料 Material: 塑料外壳 Plastic Hoods

Identification	Thread	Product Model	Order No.	Dimensions mm
上壳 顶出线 / Hoods,Top Entry				
	M20	H3AP-TO-2P-M20	1 007 01 000003	
	PG11	H3AP-TO-2P-PG11	1 007 01 000004	
下壳 不封底 / Bulkhead Mounted Housings-Straight				
	H3AP-OM-1LP		1 007 01 000006	
	H3AP-OMS-1LP		1 007 01 000005	
下壳 不封底 / Bulkhead Mounted Housings-Angled				
	H3AP-OM-1LP		1 007 01 000006	
	H3AP-OMS-1LP		1 007 01 000005	
外壳 中继 / Housings,Cable To Cable				
	M20	H3AP-CTC-1LP-M20	1 007 01 000001	
	PG11	H3AP-CTC-1LP-PG11	1 007 01 000002	
防护盖 / Protection Covers				
		H3AP-PC-1LP-N	1 007 02 000001	
		H3AP-PC-1LP-NG	1 007 02 000002	
		H3AP-PC-1LP-M	1 007 02 000003	
防护盖 / Protection Covers				
		H3AP-PC-2P	1 007 02 000004	
		H3AP-PC-2P-N	1 007 02 000005	
		H3AP-PC-2P-NT	1 007 02 000006	
		H3AP-PC-2P-NG	1 007 02 000007	
		H3AP-PC-2P-M	1 007 02 000008	


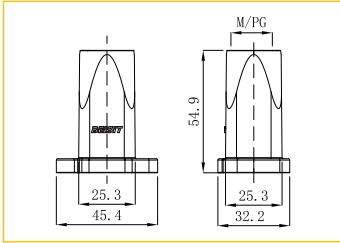

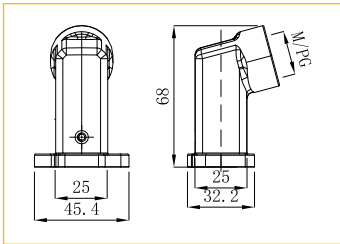

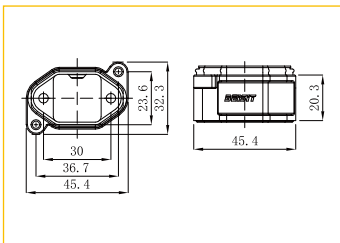

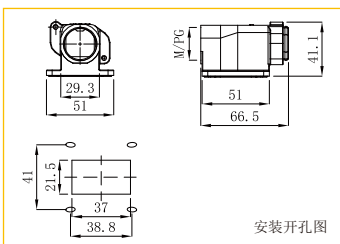

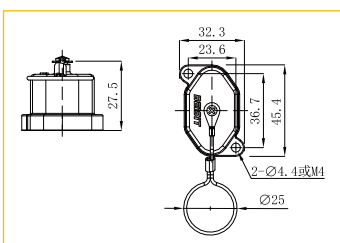
材料 Material: 金属外壳 Metal Hoods

Identification	Thread	Product Model	Order No.	Dimensions mm
上壳 顶出线 / Hoods,Top Entry				
	M20	H3A-TO-2P-M20	1 007 01 0000010	
	PG11	H3A-TO-2P-PG11	1 007 01 0000011	
	PG13.5	H3A-TO-2P-PG13.5	1 007 01 0000012	
上壳 侧出线 / Hoods,Side Entry				
	M20	H3A-SO-2P-M20	1 007 01 0000007	
	PG11	H3A-SO-2P-PG11	1 007 01 0000008	
	PG13.5	H3A-SO-2P-PG13.5	1 007 01 0000009	
外壳 中继 / Housings,Cable To Cable				
	M20	H3A-CTC-1LS-M20	1 007 01 0000015	
	PG11	H3A-CTC-1LS-PG11	1 007 01 0000016	
	PG13.5	H3A-CTC-1LS-PG13.5	1 007 01 0000017	

材料 Material: 金属外壳 Metal Hoods

Identification	Thread	Product Model	Order No.	Dimensions mm									
<p>下壳 不封底 / Bulkhead Mounted Housings-Straight</p> 		H3A-OM-1LS	1 007 01 000014	 <p>安装开孔图</p>									
<p>下壳 不封底 / Bulkhead Mounted Housings</p> 		H3A-OM-1LS-MCG	1 007 01 000021	 <p>安装开孔图</p>									
<p>下壳 不封底 / Bulkhead Mounted Housings-Angled</p> 		H3A-OMS-1LS	1 007 01 000013	 <p>安装开孔图</p>									
<p>下壳 封底 / Housings</p> 	<table border="1"> <tr> <td>M20</td> <td>H3A-SMS-1LS-M20</td> <td>1 007 01 000018</td> </tr> <tr> <td>PG11</td> <td>H3A-SMS-1LS-PG11</td> <td>1 007 01 000019</td> </tr> <tr> <td>PG13.5</td> <td>H3A-SMS-1LS-PG13.5</td> <td>1 007 01 000020</td> </tr> </table>	M20	H3A-SMS-1LS-M20	1 007 01 000018	PG11	H3A-SMS-1LS-PG11	1 007 01 000019	PG13.5	H3A-SMS-1LS-PG13.5	1 007 01 000020			 <p>安装开孔图</p>
M20	H3A-SMS-1LS-M20	1 007 01 000018											
PG11	H3A-SMS-1LS-PG11	1 007 01 000019											
PG13.5	H3A-SMS-1LS-PG13.5	1 007 01 000020											

材料 Material: 金属外壳 Metal Hoods

Identification	Thread	Product Model	Order No.	Dimensions mm
上壳 顶出线 / Hoods,Top Entry				
	M20	HPR3A-TO-2B-M20	1 007 11 000001	
	M25	HPR3A-TO-2B-M25	1 007 11 000002	
上壳 侧出线 / Hoods,Side Entry				
	M20	HPR3A-SO-2B-M20	1 007 11 000003	
	M25	HPR3A-SO-2B-M25	1 007 11 000004	
下壳 不封底 / Bulkhead Mounted Housings-Straight				
		HPR3A-OM-2B	1 007 11 000005	
下壳 封底 / Housings				
		HPR3A-OMSL-2B	1 007 11 000006	
	M25	HPR3A-SMSL-2B-M25	1 007 11 000007	
防护盖 / Protection Covers				
	U	HPR3A-MC-U	1 007 02 000092	
	M-U	HPR3A-MC-M-U	1 007 02 000093	
	D	HPR3A-MC-D	1 007 02 000094	
	MT-D	HPR3A-MC-MT-D	1 007 02 000095	

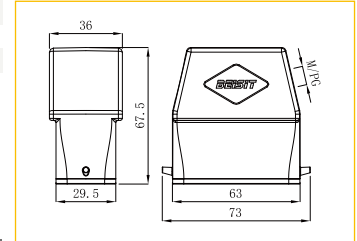
材料 Material: 金属外壳 Metal Hoods

Identification	Thread	Product Model	Order No.	Dimensions mm
----------------	--------	---------------	-----------	---------------

上壳 侧出线 / Hoods,Side Entry



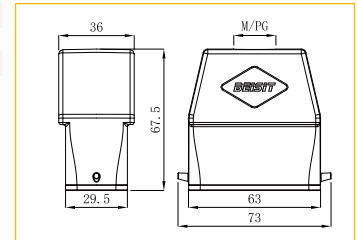
M20	H10A-SO-2P-M20	1 007 01 0000031
M25	H10A-SO-2P-M25	1 007 01 0000032
PG16	H10A-SO-2P-PG16	1 007 01 0000033
PG21	H10A-SO-2P-PG21	1 007 01 0000034



上壳 顶出线 / Hoods,Top Entry



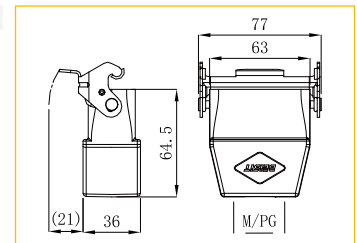
M20	H10A-TO-2P-M20	1 007 01 0000035
M25	H10A-TO-2P-M25	1 007 01 0000036
PG16	H10A-TO-2P-PG16	1 007 01 0000037
PG21	H10A-TO-2P-PG21	1 007 01 0000038



外壳 中继 / Housings,Cable To Cable



M20	H10A-CTC-1LS-M20	1 007 01 0000057
PG16	H10A-CTC-1LS-PG16	1 007 01 0000058



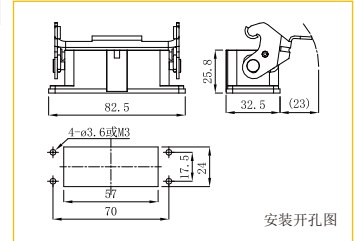
材料 Material: 金属外壳 Metal Hoods

Identification	Thread	Product Model	Order No.	Dimensions mm
----------------	--------	---------------	-----------	---------------

下壳 不封底 / Bulkhead Mounted Housings



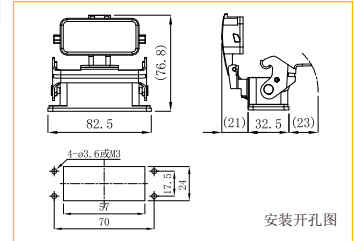
H10A-OM-1L 1 007 01 000047



下壳 不封底 / Bulkhead Mounted Housings



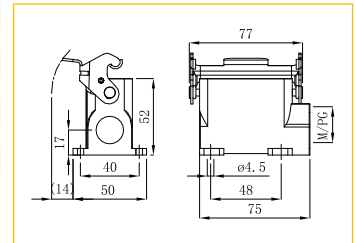
H10A-OM-1L-PCG 1 007 01 000048



下壳 封底 / Housings



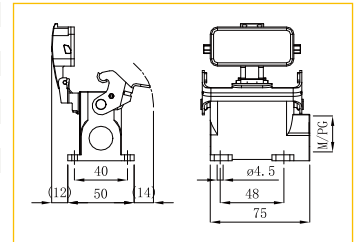
M20	H10A-SM-1L-M20	1 007 01 000039
2M20	H10A-SM-1L-2M20	1 007 01 000040
M25	H10A-SM-1L-M25	1 007 01 000041
2M25	H10A-SM-1L-2M25	1 007 01 000042
PG16	H10A-SM-1L-PG16	1 007 01 000043
2PG16	H10A-SM-1L-2PG16	1 007 01 000044
PG21	H10A-SM-1L-PG21	1 007 01 000045
2PG21	H10A-SM-1L-2PG21	1 007 01 000046



下壳 封底 / Housings



M20	H10A-SM-1L-PCG-M20	1 007 01 000049
2M20	H10A-SM-1L-PCG-2M20	1 007 01 000050
M25	H10A-SM-1L-PCG-M25	1 007 01 000051
2M25	H10A-SM-1L-PCG-2M25	1 007 01 000052
PG16	H10A-SM-1L-PCG-PG16	1 007 01 000053
2PG16	H10A-SM-1L-PCG-2PG16	1 007 01 000054
PG21	H10A-SM-1L-PCG-PG21	1 007 01 000055
2PG21	H10A-SM-1L-PCG-2PG21	1 007 01 000056



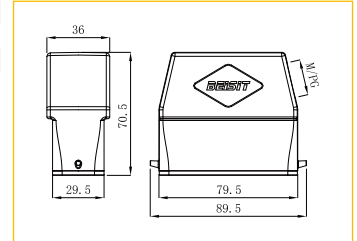
材料 Material: 金属外壳 Metal Hoods

Identification	Thread	Product Model	Order No.	Dimensions mm
----------------	--------	---------------	-----------	---------------

上壳 侧出线 / Hoods,Side Entry



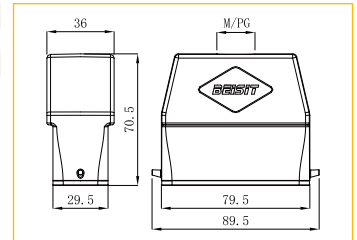
M20		H16A-SO-2P-M20	1 007 01 0000059
M25		H16A-SO-2P-M25	1 007 01 0000060
PG16		H16A-SO-2P-PG16	1 007 01 0000061
PG21		H16A-SO-2P-PG21	1 007 01 0000062



上壳 顶出线 / Hoods,Top Entry



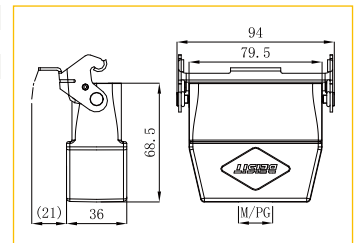
M20		H16A-TO-2P-M20	1 007 01 0000063
M25		H16A-TO-2P-M25	1 007 01 0000064
PG16		H16A-TO-2P-PG16	1 007 01 0000065
PG21		H16A-TO-2P-PG21	1 007 01 0000066



外壳 中继 / Housings,Cable To Cable



M20		H16A-CTC-1LS-M20	1 007 01 0000085
M25		H16A-CTC-1LS-M25	1 007 01 0000086
PG16		H16A-CTC-1LS-PG16	1 007 01 0000087
PG21		H16A-CTC-1LS-PG21	1 007 01 0000088



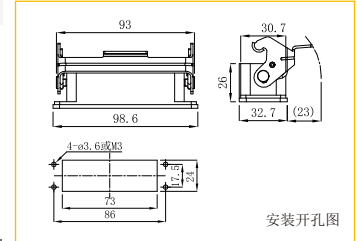
材料 Material: 金属外壳 Metal Hoods

Identification	Thread	Product Model	Order No.	Dimensions mm
----------------	--------	---------------	-----------	---------------

下壳 不封底 / Bulkhead Mounted Housings



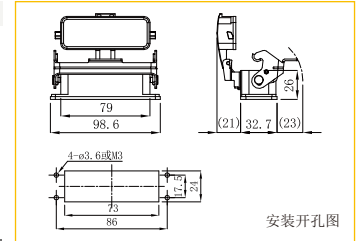
H16A-OM-1L 1 007 01 000075



下壳 不封底 / Bulkhead Mounted Housings



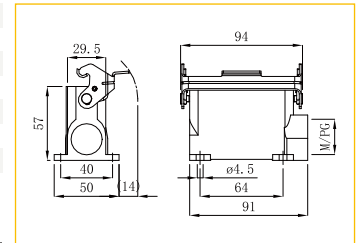
H16A-OM-1L-PCG 1 007 01 000076



下壳 封底 / Housings



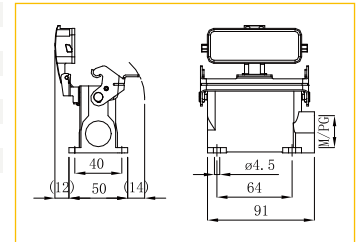
M20	H16A-SM-1L-M20	1 007 01 000067
2M20	H16A-SM-1L-2M20	1 007 01 000068
M25	H16A-SM-1L-M25	1 007 01 000069
2M25	H16A-SM-1L-2M25	1 007 01 000070
PG16	H16A-SM-1L-PG16	1 007 01 000071
2PG16	H16A-SM-1L-2PG16	1 007 01 000072
PG21	H16A-SM-1L-PG21	1 007 01 000073
2PG21	H16A-SM-1L-2PG21	1 007 01 000074



下壳 封底 / Housings



M20	H16A-SM-1L-PCG-M20	1 007 01 000077
2M20	H16A-SM-1L-PCG-2M20	1 007 01 000078
M25	H16A-SM-1L-PCG-M25	1 007 01 000079
2M25	H16A-SM-1L-PCG-2M25	1 007 01 000080
PG16	H16A-SM-1L-PCG-PG16	1 007 01 000081
2PG16	H16A-SM-1L-PCG-2PG16	1 007 01 000082
PG21	H16A-SM-1L-PCG-PG21	1 007 01 000083
2PG21	H16A-SM-1L-PCG-2PG21	1 007 01 000084



材料 Material: 金属外壳 Metal Hoods

Identification	Thread	Product Model	Order No.	Dimensions mm
上壳 侧出线 / Hoods,Side Entry				
	M25	H32A-SO-4P-M25	1 007 01 000089	
	M32	H32A-SO-4P-M32	1 007 01 000090	
	M40	H32A-SO-4P-M40	1 007 01 000091	
	PG21	H32A-SO-4P-PG21	1 007 01 000093	
	PG29	H32A-SO-4P-PG29	1 007 01 000094	
上壳 顶出线 / Hoods,Top Entry				
	M25	H32A-TO-4P-M25	1 007 01 000095	
	M32	H32A-TO-4P-M32	1 007 01 000096	
	M40	H32A-TO-4P-M40	1 007 01 000097	
	PG21	H32A-TO-4P-PG21	1 007 01 000099	
	PG29	H32A-TO-4P-PG29	1 007 01 000100	
上壳 侧出线 / Hoods,Side Entry				
	M25	H32A-SO-2LS-M25	1 007 01 0000101	
	M32	H32A-SO-2LS-M32	1 007 01 0000102	
	PG21	H32A-SO-2LS-PG21	1 007 01 0000103	
	PG29	H32A-SO-2LS-PG29	1 007 01 0000104	
上壳 顶出线 / Hoods,Top Entry				
	M25	H32A-TO-2LS-M25	1 007 01 0000105	
	M32	H32A-TO-2LS-M32	1 007 01 0000106	
	PG21	H32A-TO-2LS-PG21	1 007 01 0000107	
	PG29	H32A-TO-2LS-PG29	1 007 01 0000108	
外壳 中继 / Housings,Cable To Cable				
	M25	H32A-CTC-2LS-M25	1 007 01 0000109	
	M32	H32A-CTC-2LS-M32	1 007 01 0000110	
	PG21	H32A-CTC-2LS-PG21	1 007 01 0000111	
	PG29	H32A-CTC-2LS-PG29	1 007 01 0000112	

→ Size 32A

IP65

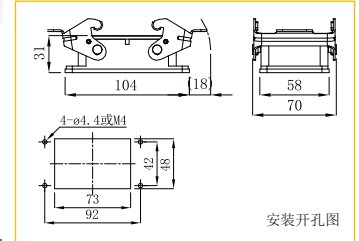
材料 Material: 金属外壳 Metal Hoods

Identification	Thread	Product Model	Order No.	Dimensions mm
----------------	--------	---------------	-----------	---------------

下壳 不封底 / Bulkhead Mounted Housings



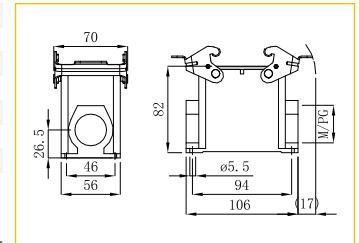
H32A-OM-2L 1 007 01 0000113



下壳 封底 / Housings



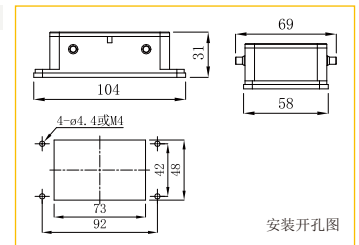
M25	H32A-SM-2L-M25	1 007 01 0000115
2M25	H32A-SM-2L-2M25	1 007 01 0000116
M32	H32A-SM-2L-M32	1 007 01 0000117
2M32	H32A-SM-2L-2M32	1 007 01 0000118
PG21	H32A-SM-2L-PG21	1 007 01 0000119
2PG21	H32A-SM-2L-2PG21	1 007 01 0000120
PG29	H32A-SM-2L-PG29	1 007 01 0000121
2PG29	H32A-SM-2L-2PG29	1 007 01 0000122



下壳 不封底 / Bulkhead Mounted Housings



H32A-OM-4PR 1 007 01 0000114



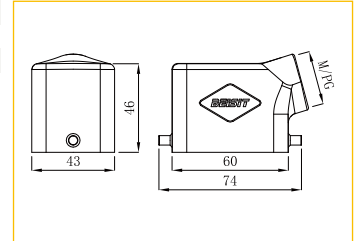
材料 Material: 金属外壳 Metal Hoods

Identification	Thread	Product Model	Order No.	Dimensions mm
----------------	--------	---------------	-----------	---------------

上壳 侧出线 / Hoods,Side Entry



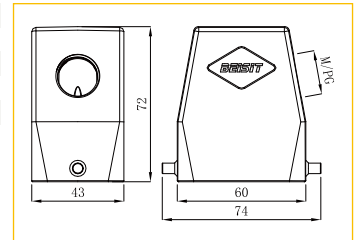
M20	H6B-SO-2P-M20	1 007 01 0000123
M25	H6B-SO-2P-M25	1 007 01 0000124
PG13.5	H6B-SO-2P-PG13.5	1 007 01 0000125
PG16	H6B-SO-2P-PG16	1 007 01 0000126



上壳高结构 侧出线 / Hoods,Side Entry,High Construction



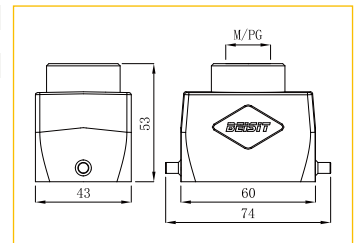
M25	H6B-SOH-2P-M25	1 007 01 0000128
M32	H6B-SOH-2P-M32	1 007 01 0000129
PG16	H6B-SOH-2P-PG16	1 007 01 0000131
PG21	H6B-SOH-2P-PG21	1 007 01 0000132
PG29	H6B-SOH-2P-PG29	1 007 01 0001099



上壳 顶出线 / Hoods,Top Entry



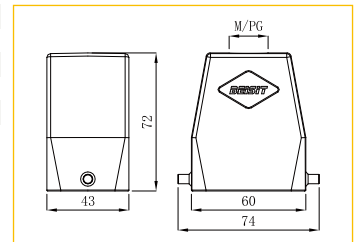
M20	H6B-TO-2P-M20	1 007 01 0000133
M25	H6B-TO-2P-M25	1 007 01 0000134
PG13.5	H6B-TO-2P-PG13.5	1 007 01 0000135
PG16	H6B-TO-2P-PG16	1 007 01 0000136



上壳高结构 顶出线 / Hoods,Top Entry,High Construction



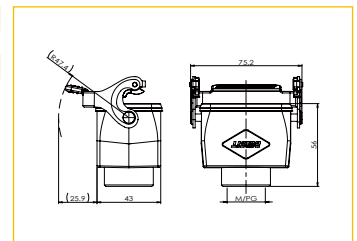
M25	H6B-TOH-2P-M25	1 007 01 0000138
M32	H6B-TOH-2P-M32	1 007 01 0000139
PG16	H6B-TOH-2P-PG16	1 007 01 0000141
PG21	H6B-TOH-2P-PG21	1 007 01 0000142
PG29	H6B-TOH-2P-PG29	1 007 01 0001100



中继 外壳 / Housings,Cable To Cable



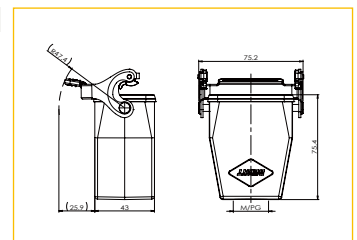
M20	H6B-CTC-1LS-M20	1 007 01 0000169
M25	H6B-CTC-1LS-M25	1 007 01 0000170
PG13.5	H6B-CTC-1LS-PG13.5	1 007 01 0000171
PG16	H6B-CTC-1LS-PG16	1 007 01 0000172



中继 外壳 / Housings,Cable To Cable



M25	H6B-CTCH-1LS-M25	1 007 01 0000174
PG16	H6B-CTCH-1LS-PG16	1 007 01 0000176



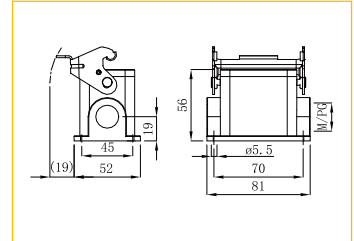
材料 Material: 金属外壳 Metal Hoods

Identification	Thread	Product Model	Order No.	Dimensions mm
----------------	--------	---------------	-----------	---------------

下壳 封底 / Housings, Surface Mounting



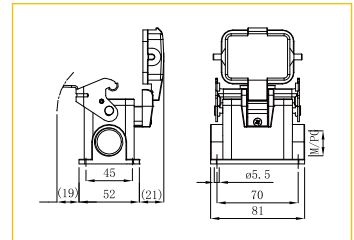
M20	H6B-SM-1L-M20	1 007 01 0000145
2M20	H6B-SM-1L-2M20	1 007 01 0000146
M25	H6B-SM-1L-M25	1 007 01 0000147
2M25	H6B-SM-1L-2M25	1 007 01 0000148
PG16	H6B-SM-1L-PG16	1 007 01 0000149
2PG16	H6B-SM-1L-2PG16	1 007 01 0000150



下壳 封底 / Housings, Surface Mounting



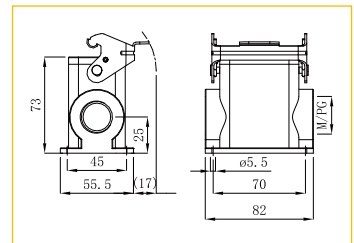
M20	H6B-SM-1L-PC-M20	1 007 01 0000151
2M20	H6B-SM-1L-PC-2M20	1 007 01 0000152
M25	H6B-SM-1L-PC-M25	1 007 01 0000153
2M25	H6B-SM-1L-PC-2M25	1 007 01 0000154
PG16	H6B-SM-1L-PC-PG16	1 007 01 0000155
2PG16	H6B-SM-1L-PC-2PG16	1 007 01 0000156



下壳 封底 高结构 / Housings, Surface Mounting



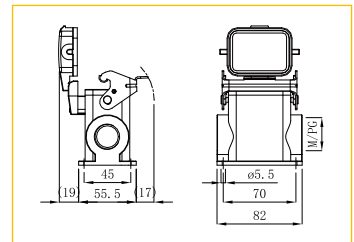
M25	H6B-SMH-1L-M25	1 007 01 0000157
2M25	H6B-SMH-1L-2M25	1 007 01 0000158
M32	H6B-SMH-1L-M32	1 007 01 0000159
2M32	H6B-SMH-1L-2M32	1 007 01 0000160
PG21	H6B-SMH-1L-PG21	1 007 01 0000161
2PG21	H6B-SMH-1L-2PG21	1 007 01 0000162



下壳 封底 高结构 / Housings, Surface Mounting



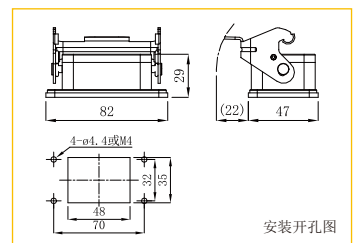
M25	H6B-SMH-1L-PC-M25	1 007 01 0000163
2M25	H6B-SMH-1L-PC-2M25	1 007 01 0000164
M32	H6B-SMH-1L-PC-M32	1 007 01 0000165
2M32	H6B-SMH-1L-PC-2M32	1 007 01 0000166
PG21	H6B-SMH-1L-PC-PG21	1 007 01 0000167
2PG21	H6B-SMH-1L-PC-2PG21	1 007 01 0000168



下壳 不封底 / Bulkhead Mounted Housings



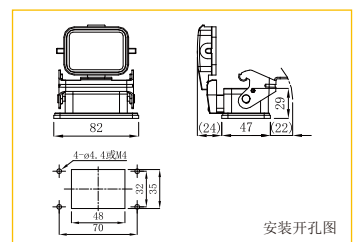
H6B-OM-1L	1 007 01 0000143
-----------	------------------



下壳 不封底 / Bulkhead Mounted Housings



H6B-OM-1L-PC	1 007 01 0000144
--------------	------------------



材料 Material: 金属外壳 Metal Hoods

Identification	Thread	Product Model	Order No.	Dimensions mm
保护盖 / Protection Covers				
		H6B-PC-2P-N	1 007 02 000010	
		H6B-PC-2P-NT	1 007 02 000011	
		H6B-PC-2P-NG	1 007 02 000012	
		H6B-PC-2P-NTG	1 007 02 000013	
		H6B-PC-2P-M	1 007 02 000014	
		H6B-PC-2P-MT	1 007 02 000015	
		H6B-PC-2P-MG	1 007 02 000016	
		H6B-PC-2P-MTG	1 007 02 000017	
	配上壳, 其他配下壳 For Hoods, Other For Housings			
保护盖 / Protection Covers				
		H6B-PC-1LP	1 007 02 000018	
		H6B-PC-1LP-N	1 007 02 000019	
		H6B-PC-1LP-NT	1 007 02 000020	
		H6B-PC-1LP-M	1 007 02 000021	
		H6B-PC-1LP-MT	1 007 02 000022	
	配上壳, 其他配下壳 For Hoods, Other For Housings			

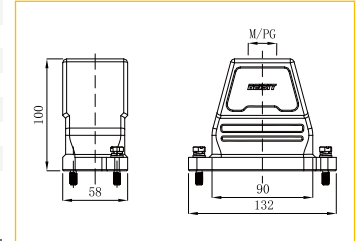
材料 Material: 金属外壳 Metal Hoods

Identification	Thread	Product Model	Order No.	Dimensions mm
----------------	--------	---------------	-----------	---------------

上壳 顶出线 / Hoods,Top Entry



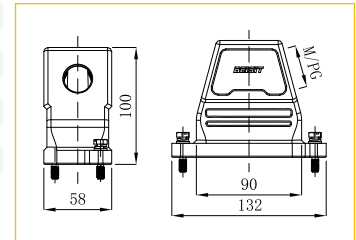
M20		HPR6B-TO-2B-M20	1 007 11 000008
M25		HPR6B-TO-2B-M25	1 007 11 000009
M32		HPR6B-TO-2B-M32	1 007 11 000010
M40		HPR6B-TO-2B-M40	1 007 11 000011
PG16		HPR6B-TO-2B-PG16	1 007 11 000012
PG21		HPR6B-TO-2B-PG21	1 007 11 000013
PG29		HPR6B-TO-2B-PG29	1 007 11 000014



上壳 侧出线 / Hoods,Side Entry



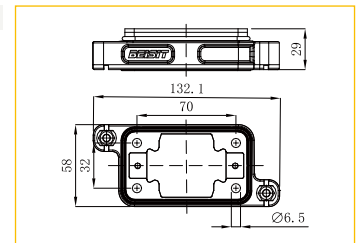
M20		HPR6B-SO-2B-M20	1 007 11 000015
M25		HPR6B-SO-2B-M25	1 007 11 000016
M32		HPR6B-SO-2B-M32	1 007 11 000017
M40		HPR6B-SO-2B-M40	1 007 11 000018
PG16		HPR6B-SO-2B-PG16	1 007 11 000019
PG21		HPR6B-SO-2B-PG21	1 007 11 000020
PG29		HPR6B-SO-2B-PG29	1 007 11 000021



下壳 不封底 / Bulkhead Mounted Housings-Straight



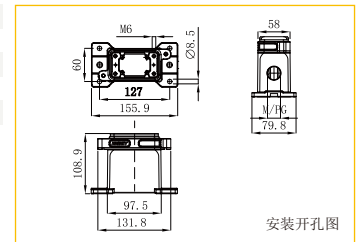
		HPR6B-OM-2B	1 007 11 000022
--	--	-------------	-----------------



下壳 封底 / Housings



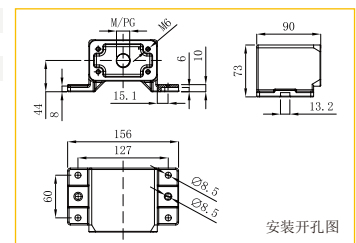
M20		HPR6B-SM-2B-M20	1 007 11 000024
M25		HPR6B-SM-2B-M25	1 007 11 000025
M32		HPR6B-SM-2B-M32	1 007 11 000026
PG16		HPR6B-SM-2B-PG16	1 007 11 000027
PG21		HPR6B-SM-2B-PG21	1 007 11 000028
PG29		HPR6B-SM-2B-PG29	1 007 11 000029



下壳 封底 / Housings



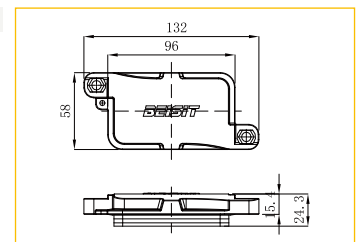
M25		HPR6B-SMS-2B-M25	1 007 11 000030
2M25		HPR6B-SMS-2B-2M25	1 007 11 000032
M40		HPR6B-SMS-2B-M40	1 007 11 000031



防护盖 / Protection Covers



M-U		HPR6B-MC-M-U	1 007 02 000096
M-D		HPR6B-MC-M-D	1 007 02 000097



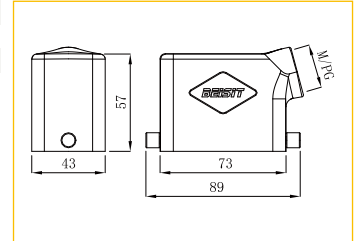
材料 Material: 金属外壳 Metal Hoods

Identification	Thread	Product Model	Order No.	Dimensions mm
----------------	--------	---------------	-----------	---------------

上壳 侧出线 / Hoods,Side Entry



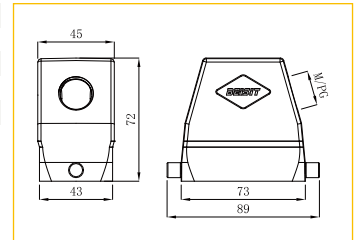
M20	H10B-SO-2PR-M20	1 007 01 0000186
M25	H10B-SO-2PR-M25	1 007 01 0000187
PG13.5	H10B-SO-2PR-PG13.5	1 007 01 0000188
PG16	H10B-SO-2PR-PG16	1 007 01 0000189



上壳高结构 侧出线 / Hoods,Side Entry,High Construction



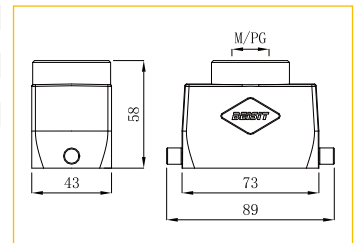
M25	H10B-SOH-2PR-M25	1 007 01 0000191
M32	H10B-SOH-2PR-M32	1 007 01 0000192
PG16	H10B-SOH-2PR-PG16	1 007 01 0000194
PG21	H10B-SOH-2PR-PG21	1 007 01 0000195
PG29	H10B-SOH-2PR-PG29	1 007 01 0001096



上壳 顶出线 / Hoods,Top Entry



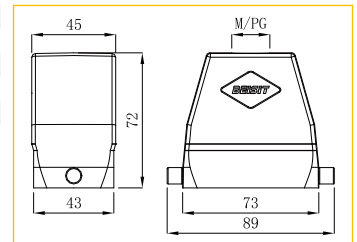
M20	H10B-TO-2PR-M20	1 007 01 0000196
M25	H10B-TO-2PR-M25	1 007 01 0000197
M32	H10B-TO-2PR-M32	1 007 01 0000198
PG13.5	H10B-TO-2PR-PG13.5	1 007 01 0000199
PG16	H10B-TO-2PR-PG16	1 007 01 0000200
PG21	H10B-TO-2PR-PG21	1 007 01 0000201



上壳高结构 顶出线 / Hoods,Top Entry,High Construction



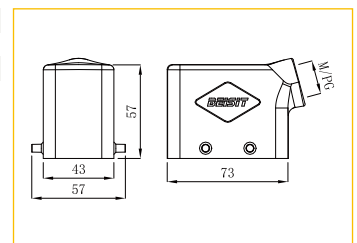
M25	H10B-TOH-2PR-M25	1 007 01 0000203
M32	H10B-TOH-2PR-M32	1 007 01 0000204
PG16	H10B-TOH-2PR-PG16	1 007 01 0000206
PG21	H10B-TOH-2PR-PG21	1 007 01 0000207
PG29	H10B-TOH-2PR-PG29	1 007 01 0001095



上壳 侧出线 / Hoods,Side Entry



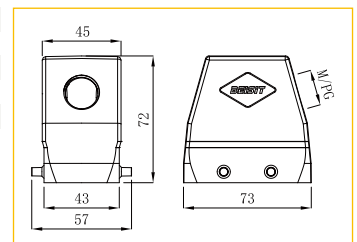
M20	H10B-SO-4P-M20	1 007 01 0000208
M25	H10B-SO-4P-M25	1 007 01 0000209
PG13.5	H10B-SO-4P-PG13.5	1 007 01 0000210
PG16	H10B-SO-4P-PG16	1 007 01 0000211



上壳高结构 侧出线 / Hoods,Side Entry,High Construction



M25	H10B-SOH-4P-M25	1 007 01 0000213
M32	H10B-SOH-4P-M32	1 007 01 0000214
PG16	H10B-SOH-4P-PG16	1 007 01 0000216
PG21	H10B-SOH-4P-PG21	1 007 01 0000217
PG29	H10B-SOH-4P-PG29	1 007 01 0001097



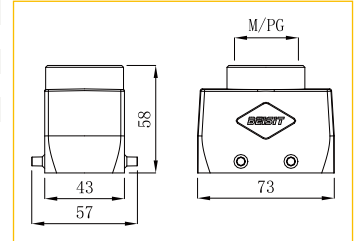
材料 Material: 金属外壳 Metal Hoods

Identification	Thread	Product Model	Order No.	Dimensions mm
----------------	--------	---------------	-----------	---------------

上壳 顶出线 / Hoods,Top Entry



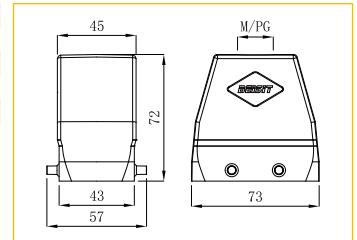
M20		H10B-TO-4P-M20	1 007 01 0000218
M25		H10B-TO-4P-M25	1 007 01 0000219
M32		H10B-TO-4P-M32	1 007 01 0000220
PG13.5		H10B-TO-4P-PG13.5	1 007 01 0000221
PG16		H10B-TO-4P-PG16	1 007 01 0000222
PG21		H10B-TO-4P-PG21	1 007 01 0000223



上壳高结构 顶出线 / Hoods,Top Entry,High Construction



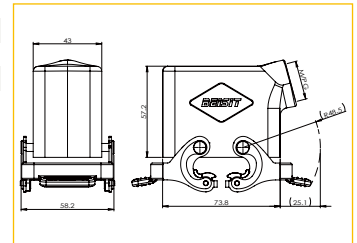
M25		H10B-TOH-4P-M25	1 007 01 0000225
M32		H10B-TOH-4P-M32	1 007 01 0000226
PG16		H10B-TOH-4P-PG16	1 007 01 0000228
PG21		H10B-TOH-4P-PG21	1 007 01 0000229
PG29		H10B-TOH-4P-PG29	1 007 01 0001098



上壳 侧出线 / Hoods,Side Entry



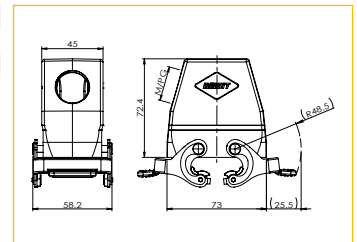
M20		H10B-SO-2LS-M20	1 007 01 0000230
M25		H10B-SO-2LS-M25	1 007 01 0000231
PG13.5		H10B-SO-2LS-PG13.5	1 007 01 0000232
PG16		H10B-SO-2LS-PG16	1 007 01 0000233



上壳高结构 侧出线 / Hoods,Side Entry,High Construction



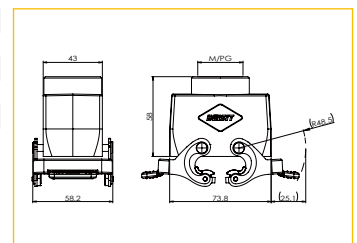
M25		H10B-SOH-2LS-M25	1 007 01 0000235
M32		H10B-SOH-2LS-M32	1 007 01 0000236
PG16		H10B-SOH-2LS-PG16	1 007 01 0000238
PG21		H10B-SOH-2LS-PG21	1 007 01 0000239



上壳 顶出线 / Hoods,Top Entry



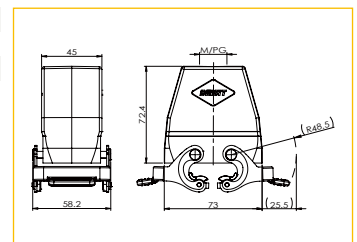
M20		H10B-TO-2LS-M20	1 007 01 0000240
M25		H10B-TO-2LS-M25	1 007 01 0000241
M32		H10B-TO-2LS-M32	1 007 01 0000242
PG13.5		H10B-TO-2LS-PG13.5	1 007 01 0000243
PG16		H10B-TO-2LS-PG16	1 007 01 0000244
PG21		H10B-TO-2LS-PG21	1 007 01 0000245



上壳高结构 顶出线 / Hoods,Top Entry,High Construction



M25		H10B-TOH-2LS-M25	1 007 01 0000247
M32		H10B-TOH-2LS-M32	1 007 01 0000248
PG16		H10B-TOH-2LS-PG16	1 007 01 0000250
PG21		H10B-TOH-2LS-PG21	1 007 01 0000251



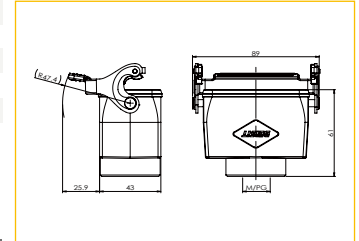
材料 Material: 金属外壳 Metal Hoods

Identification	Thread	Product Model	Order No.	Dimensions mm
----------------	--------	---------------	-----------	---------------

外壳 中继 / Housings,Cable To Cable



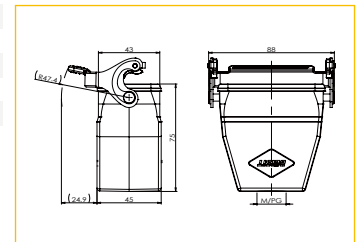
M20	H10B-CTC-1LS-M20	1 007 01 0000325
M25	H10B-CTC-1LS-M25	1 007 01 0000326
M32	H10B-CTC-1LS-M32	1 007 01 0000327
PG13.5	H10B-CTC-1LS-PG13.5	1 007 01 0000328
PG16	H10B-CTC-1LS-PG16	1 007 01 0000329
PG21	H10B-CTC-1LS-PG21	1 007 01 0000330



外壳 中继 / Housings,Cable To Cable



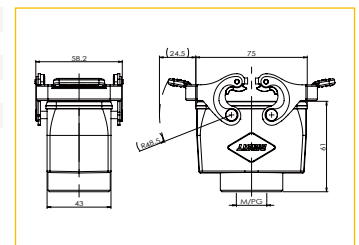
M20	H10B-CTCH-1LS-M20	1 007 01 0000331
M25	H10B-CTCH-1LS-M25	1 007 01 0000332
M32	H10B-CTCH-1LS-M32	1 007 01 0000333
PG16	H10B-CTCH-1LS-PG16	1 007 01 0000335
PG21	H10B-CTCH-1LS-PG21	1 007 01 0000336



外壳 中继 / Housings,Cable To Cable



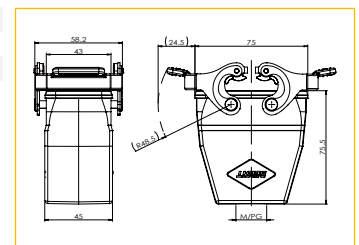
M20	H10B-CTC-2LS-M20	1 007 01 0000337
M25	H10B-CTC-2LS-M25	1 007 01 0000338
M32	H10B-CTC-2LS-M32	1 007 01 0000339
PG13.5	H10B-CTC-2LS-PG13.5	1 007 01 0000340
PG16	H10B-CTC-2LS-PG16	1 007 01 0000341
PG21	H10B-CTC-2LS-PG21	1 007 01 0000342



外壳 中继 / Housings,Cable To Cable



M25	H10B-CTCH-2LS-M25	1 007 01 0000344
M32	H10B-CTCH-2LS-M32	1 007 01 0000345
PG16	H10B-CTCH-2LS-PG16	1 007 01 0000347
PG21	H10B-CTCH-2LS-PG21	1 007 01 0000348



材料 Material: 金属外壳 Metal Hoods

Identification	Thread	Product Model	Order No.	Dimensions mm
下壳 封底 / Housings, Surface Mounting				
	M20	H10B-SM-1L-M20	1 007 01 0000254	
	2M20	H10B-SM-1L-2M20	1 007 01 0000255	
	M25	H10B-SM-1L-M25	1 007 01 0000256	
	2M25	H10B-SM-1L-2M25	1 007 01 0000257	
	PG13.5	H10B-SM-1L-PG13.5	1 007 01 0000258	
	2PG13.5	H10B-SM-1L-2PG13.5	1 007 01 0000259	
	PG16	H10B-SM-1L-PG16	1 007 01 0000260	
2PG16	H10B-SM-1L-2PG16	1 007 01 0000261		
下壳 封底 / Housings, Surface Mounting				
	M20	H10B-SM-1LS-M20	1 007 01 0000970	
	M25	H10B-SM-1LS-M25	1 007 01 0000971	
	PG13.5	H10B-SM-1LS-PG13.5	1 007 01 0000972	
	PG16	H10B-SM-1LS-PG16	1 007 01 0000973	
下壳 封底 / Housings, Surface Mounting				
	M20	H10B-SM-1L-PC-M20	1 007 01 0000262	
	2M20	H10B-SM-1L-PC-2M20	1 007 01 0000263	
	M25	H10B-SM-1L-PC-M25	1 007 01 0000264	
	2M25	H10B-SM-1L-PC-2M25	1 007 01 0000265	
	PG13.5	H10B-SM-1L-PC-PG13.5	1 007 01 0000266	
	2PG13.5	H10B-SM-1L-PC-2PG13.5	1 007 01 0000267	
	PG16	H10B-SM-1L-PC-PG16	1 007 01 0000268	
2PG16	H10B-SM-1L-PC-2PG16	1 007 01 0000269		
下壳 封底 / Housings, Surface Mounting				
	M20	H10B-SM-1LS-PC-M20	1 007 01 0000974	
	M25	H10B-SM-1LS-PC-M25	1 007 01 0000975	
	PG13.5	H10B-SM-1LS-PC-PG13.5	1 007 01 0000976	
	PG16	H10B-SM-1LS-PC-PG16	1 007 01 0000977	
下壳高结构 封底 / Housings, Surface Mounting				
	M25	H10B-SMH-1L-M25	1 007 01 0000272	
	2M25	H10B-SMH-1L-2M25	1 007 01 0000273	
	2PG16	H10B-SMH-1L-2PG16	1 007 01 0000275	
	PG21	H10B-SMH-1L-PG21	1 007 01 0000276	
	2PG21	H10B-SMH-1L-2PG21	1 007 01 0000277	
下壳高结构 封底 / Housings, Surface Mounting				
	M20	H10B-SMH-1LS-M20	1 007 01 0000978	
	M25	H10B-SMH-1LS-M25	1 007 01 0000979	
	PG16	H10B-SMH-1LS-PG16	1 007 01 0000980	
	PG21	H10B-SMH-1LS-PG21	1 007 01 0000981	

材料 Material: 金属外壳 Metal Hoods

Identification	Thread	Product Model	Order No.	Dimensions mm
下壳高结构 封底 / Housings, Surface Mounting				
	M25	H10B-SMH-1L-PC-M25	1 007 01 0000280	
	2M25	H10B-SMH-1L-PC-2M25	1 007 01 0000281	
	PG16	H10B-SMH-1L-PC-PG16	1 007 01 0000282	
	2PG16	H10B-SMH-1L-PC-2PG16	1 007 01 0000283	
	PG21	H10B-SMH-1L-PC-PG21	1 007 01 0000284	
	2PG21	H10B-SMH-1L-PC-2PG21	1 007 01 0000285	
下壳高结构 封底 / Housings, Surface Mounting				
	M20	H10B-SMH-1LS-PC-M20	1 007 01 0000982	
	M25	H10B-SMH-1LS-PC-M25	1 007 01 0000983	
	PG16	H10B-SMH-1LS-PC-PG16	1 007 01 0000984	
	PG21	H10B-SMH-1LS-PC-PG21	1 007 01 0000985	
下壳 封底 / Housings, Surface Mounting				
	M20	H10B-SM-2L-M20	1 007 01 0000287	
	2M20	H10B-SM-2L-2M20	1 007 01 0000288	
	M25	H10B-SM-2L-M25	1 007 01 0000289	
	2M25	H10B-SM-2L-2M25	1 007 01 0000290	
	PG13.5	H10B-SM-2L-PG13.5	1 007 01 0000291	
	2PG13.5	H10B-SM-2L-2PG13.5	1 007 01 0000292	
	PG16	H10B-SM-2L-PG16	1 007 01 0000293	
	2PG16	H10B-SM-2L-2PG16	1 007 01 0000294	
	下壳 封底 / Housings, Surface Mounting			
	M20	H10B-SM-2LS-M20	1 007 01 0000987	
	M25	H10B-SM-2LS-M25	1 007 01 0000988	
	PG13.5	H10B-SM-2LS-PG13.5	1 007 01 0000989	
	PG16	H10B-SM-2LS-PG16	1 007 01 0000990	
下壳高结构 封底 / Housings, Surface Mounting				
	M25	H10B-SMH-2L-M25	1 007 01 0000297	
	2M25	H10B-SMH-2L-2M25	1 007 01 0000298	
	M32	H10B-SMH-2L-M32	1 007 01 0000299	
	2M32	H10B-SMH-2L-2M32	1 007 01 0000300	
	PG16	H10B-SMH-2L-PG16	1 007 01 0000301	
	2PG16	H10B-SMH-2L-2PG16	1 007 01 0000302	
	PG21	H10B-SMH-2L-PG21	1 007 01 0000303	
	2PG21	H10B-SMH-2L-2PG21	1 007 01 0000304	
	PG29	H10B-SMH-2L-PG29	1 007 01 0000305	
	2PG29	H10B-SMH-2L-2PG29	1 007 01 0000306	
下壳高结构 封底 / Housings, Surface Mounting				
	M20	H10B-SMH-2LS-M20	1 007 01 0000991	
	M25	H10B-SMH-2LS-M25	1 007 01 0000992	
	M32	H10B-SMH-2LS-M32	1 007 01 0000993	
	PG16	H10B-SMH-2LS-PG16	1 007 01 0000994	
	PG21	H10B-SMH-2LS-PG21	1 007 01 0000995	
	PG29	H10B-SMH-2LS-PG29	1 007 01 0000996	

材料 Material: 金属外壳 Metal Hoods

Identification	Thread	Product Model	Order No.	Dimensions mm
下壳 封底 / Housings, Surface Mounting				
	M20	H10B-SM-4PR-M20	1 007 01 0000309	
	2M20	H10B-SM-4PR-2M20	1 007 01 0000310	
	M25	H10B-SM-4PR-M25	1 007 01 0000311	
	2M25	H10B-SM-4PR-2M25	1 007 01 0000312	
	PG13.5	H10B-SM-4PR-PG13.5	1 007 01 0000313	
	2PG13.5	H10B-SM-4PR-2PG13.5	1 007 01 0000314	
	PG16	H10B-SM-4PR-PG16	1 007 01 0000315	
2PG16	H10B-SM-4PR-2PG16	1 007 01 0000316		
下壳 封底 / Housings, Surface Mounting				
	M20	H10B-SM-4PR-PC-M20	1 007 01 0000317	
	2M20	H10B-SM-4PR-PC-2M20	1 007 01 0000318	
	M25	H10B-SM-4PR-PC-M25	1 007 01 0000319	
	2M25	H10B-SM-4PR-PC-2M25	1 007 01 0000320	
	PG13.5	H10B-SM-4PR-PC-PG13.5	1 007 01 0000321	
	2PG13.5	H10B-SM-4PR-PC-2PG13.5	1 007 01 0000322	
	PG16	H10B-SM-4PR-PC-PG16	1 007 01 0000323	
2PG16	H10B-SM-4PR-PC-2PG16	1 007 01 0000324		
下壳 不封底 / Housings, Bulkhead Mounting				
		H10B-OM-4PR	1 007 01 0000307	
下壳 不封底 / Housings, Bulkhead Mounting				
		H10B-OM-4PR-PC	1 007 01 0000308	
下壳 不封底 / Housings, Bulkhead Mounting				
		H10B-OM-1L	1 007 01 0000252	
下壳 不封底 / Housings, Bulkhead Mounting				
		H10B-OM-1LS	1 007 01 0000968	


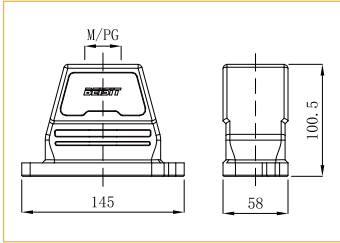

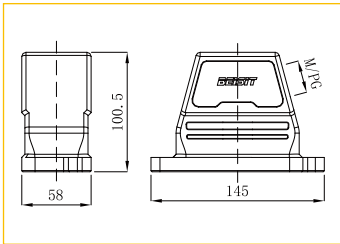

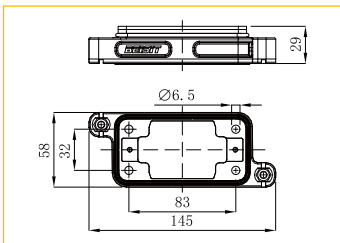

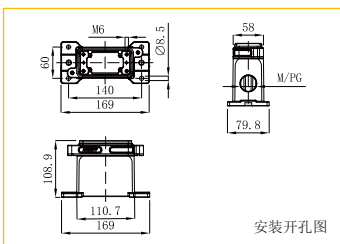

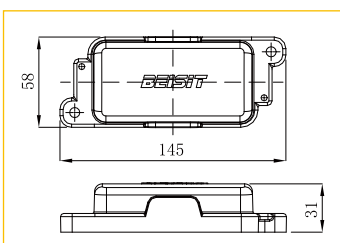
材料 Material: 金属外壳 Metal Hoods

Identification	Thread	Product Model	Order No.	Dimensions mm
下壳 不封底 / Housings,Bulkhead Mounting		H10B-OM-1L-PC	1 007 01 0000253	<p>安装开孔图</p>
下壳 不封底 / Housings,Bulkhead Mounting		H10B-OM-1LS-PC	1 007 01 0000969	<p>安装开孔图</p>
下壳 不封底 / Housings,Bulkhead Mounting		H10B-OM-2L	1 007 01 0000286	<p>安装开孔图</p>
下壳 不封底 / Housings,Bulkhead Mounting		H10B-OM-2LS	1 007 01 0000986	<p>安装开孔图</p>

材料 Material: 金属外壳 Metal Hoods

Identification	Thread	Product Model	Order No.	Dimensions mm
保护盖 / Protection Covers				
		H10B-PC-4P	1 007 02 0000023	
		H10B-PC-4P-N	1 007 02 0000024	
		H10B-PC-4P-NT	1 007 02 0000025	
		H10B-PC-4P-M	1 007 02 0000026	
		H10B-PC-4P-MT	1 007 02 0000027	
配上壳, 其他配下壳 For Hoods, Other For Housings				
保护盖 / Protection Covers				
		H10B-PC2-4P-N	1 007 02 0000028	
		H10B-PC2-4P-NT	1 007 02 0000029	
		H10B-PC2-4P-NG	1 007 02 0000030	
		H10B-PC2-4P-NTG	1 007 02 0000031	
		H10B-PC2-4P-M	1 007 02 0000032	
		H10B-PC2-4P-MT	1 007 02 0000033	
		H10B-PC2-4P-MG	1 007 02 0000034	
	H10B-PC2-4P-MTG	1 007 02 0000035		
配上壳, 其他配下壳 For Hoods, Other For Housings				
保护盖 / Protection Covers				
		H10B-PC-4S	1 007 02 0000036	
		H10B-PC-4S-N	1 007 02 0000037	
		H10B-PC-4S-NT	1 007 02 0000038	
		H10B-PC-4S-M	1 007 02 0000039	
		H10B-PC-4S-MT	1 007 02 0000040	
配上壳, 其他配下壳 For Hoods, Other For Housings				
保护盖 / Protection Covers				
		H10B-PC-2LP	1 007 02 0000041	
		H10B-PC-2LP-N	1 007 02 0000042	
		H10B-PC-2LP-NT	1 007 02 0000043	
		H10B-PC-2LP-C	1 007 02 0000044	
		H10B-PC-2LP-CT	1 007 02 0000045	
配上壳, 其他配下壳 For Hoods, Other For Housings				

材料 Material: 金属外壳 Metal Hoods

Identification	Thread	Product Model	Order No.	Dimensions mm
上壳 顶出线 / Hoods,Top Entry				
	M20	HPR10B-TO-2B-M20	1 007 11 000037	
	M25	HPR10B-TO-2B-M25	1 007 11 000038	
	M32	HPR10B-TO-2B-M32	1 007 11 000039	
	PG16	HPR10B-TO-2B-PG16	1 007 11 000040	
	PG21	HPR10B-TO-2B-PG21	1 007 11 000041	
上壳 侧出线 / Hoods,Side Entry				
	M20	HPR10B-SO-2B-M20	1 007 11 000042	
	M25	HPR10B-SO-2B-M25	1 007 11 000043	
	M32	HPR10B-SO-2B-M32	1 007 11 000044	
	PG16	HPR10B-SO-2B-PG16	1 007 11 000045	
	PG21	HPR10B-SO-2B-PG21	1 007 11 000046	
下壳 不封底 / Bulkhead Mounted Housings-Straight				
		HPR10B-OM-2B	1 007 11 000047	
下壳 封底 / Housings				
	M20	HPR10B-SM-2B-M20	1 007 11 000049	
	M25	HPR10B-SM-2B-M25	1 007 11 000050	
	2M25	HPR10B-SM-2B-2M25	1 007 11 000051	
	M32	HPR10B-SM-2B-M32	1 007 01 0000258	
	2M32	HPR10B-SM-2B-2M32	1 007 11 000053	
	M40	HPR10B-SM-2B-M40	1 007 11 000054	
	2M40	HPR10B-SM-2B-2M40	1 007 01 0000261	
	M50	HPR10B-SM-2B-M50	1 007 11 000055	
	PG16	HPR10B-SM-2B-PG16	1 007 11 000056	
	PG21	HPR10B-SM-2B-PG21	1 007 11 000057	
防护盖 / Protection Covers				
	M-U	HPR10B-MC-2B-M-U	1 007 02 000098	
	M-D	HPR10B-MC-2B-M-D	1 007 02 000099	

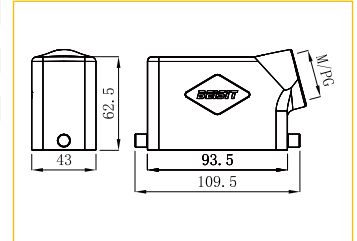
材料 Material: 金属外壳 Metal Hoods

Identification	Thread	Product Model	Order No.	Dimensions mm
----------------	--------	---------------	-----------	---------------

上壳 侧出线 / Hoods,Side Entry



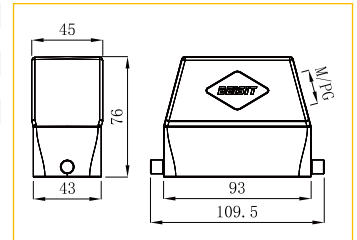
M20		H16B-SO-2PR-M20	1 007 01 0000360
M25		H16B-SO-2PR-M25	1 007 01 0000361
M32		H16B-SO-2PR-M32	1 007 01 0000362
PG13.5		H16B-SO-2PR-PG13.5	1 007 01 0000363
PG16		H16B-SO-2PR-PG16	1 007 01 0000364
PG21		H16B-SO-2PR-PG21	1 007 01 0000365



上壳高结构 侧出线 / Hoods,Side Entry,High Construction



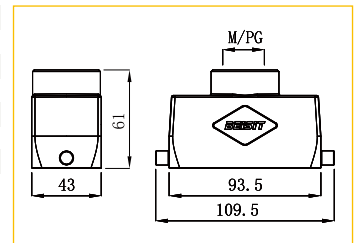
M25		H16B-SOH-2PR-M25	1 007 01 0000367
M32		H16B-SOH-2PR-M32	1 007 01 0000368
M40		H16B-SOH-2PR-M40	1 007 01 0000900
PG16		H16B-SOH-2PR-PG16	1 007 01 0000370
PG21		H16B-SOH-2PR-PG21	1 007 01 0000371
PG29		H16B-SOH-2PR-PG29	1 007 01 0000372



上壳 顶出线 / Hoods,Top Entry



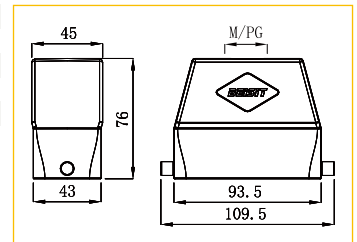
M20		H16B-TO-2PR-M20	1 007 01 0000373
M25		H16B-TO-2PR-M25	1 007 01 0000374
M32		H16B-TO-2PR-M32	1 007 01 0000375
PG13.5		H16B-TO-2PR-PG13.5	1 007 01 0000376
PG16		H16B-TO-2PR-PG16	1 007 01 0000377
PG21		H16B-TO-2PR-PG21	1 007 01 0000378
PG29		H16B-TO-2PR-PG29	1 007 01 0000379



上壳高结构 顶出线 / Hoods,Top Entry,High Construction



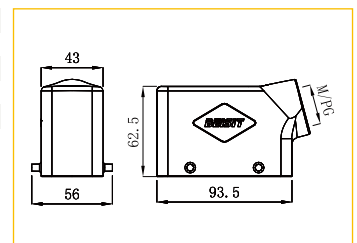
M25		H16B-TOH-2PR-M25	1 007 01 0000381
M32		H16B-TOH-2PR-M32	1 007 01 0000382
M40		H16B-TOH-2PR-M40	1 007 01 0000897
PG16		H16B-TOH-2PR-PG16	1 007 01 0000384
PG21		H16B-TOH-2PR-PG21	1 007 01 0000385
PG29		H16B-TOH-2PR-PG29	1 007 01 0000386



上壳 侧出线 / Hoods,Side Entry



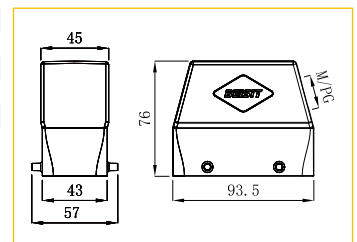
M20		H16B-SO-4P-M20	1 007 01 0000387
M25		H16B-SO-4P-M25	1 007 01 0000388
M32		H16B-SO-4P-M32	1 007 01 0000389
PG13.5		H16B-SO-4P-PG13.5	1 007 01 0000390
PG16		H16B-SO-4P-PG16	1 007 01 0000391
PG21		H16B-SO-4P-PG21	1 007 01 0000392



上壳高结构 侧出线 / Hoods,Side Entry,High Construction



M25		H16B-SOH-4P-M25	1 007 01 0000394
M32		H16B-SOH-4P-M32	1 007 01 0000395
M40		H16B-SOH-4P-M40	1 007 01 0000895
PG16		H16B-SOH-4P-PG16	1 007 01 0000397
PG21		H16B-SOH-4P-PG21	1 007 01 0000398
PG29		H16B-SOH-4P-PG29	1 007 01 0000399



材料 Material: 金属外壳 Metal Hoods

Identification	Thread	Product Model	Order No.	Dimensions mm
上壳 顶出线 / Hoods,Top Entry				
	M20	H16B-TO-4P-M20	1 007 01 0000400	
	M25	H16B-TO-4P-M25	1 007 01 0000401	
	M32	H16B-TO-4P-M32	1 007 01 0000402	
	PG13.5	H16B-TO-4P-PG13.5	1 007 01 0000403	
	PG16	H16B-TO-4P-PG16	1 007 01 0000404	
	PG21	H16B-TO-4P-PG21	1 007 01 0000405	
	PG29	H16B-TO-4P-PG29	1 007 01 0000406	
上壳高结构 顶出线 / Hoods,Top Entry,High Construction				
	M25	H16B-TOH-4P-M25	1 007 01 0000408	
	M32	H16B-TOH-4P-M32	1 007 01 0000409	
	M40	H16B-TOH-4P-M40	1 007 01 0000899	
	PG16	H16B-TOH-4P-PG16	1 007 01 0000411	
	PG21	H16B-TOH-4P-PG21	1 007 01 0000412	
	PG29	H16B-TOH-4P-PG29	1 007 01 0000413	
	上壳 侧出线 / Hoods,Side Entry			
	M20	H16B-SO-2LS-M20	1 007 01 0000414	
	M25	H16B-SO-2LS-M25	1 007 01 0000415	
	M32	H16B-SO-2LS-M32	1 007 01 0000416	
	PG13.5	H16B-SO-2LS-PG13.5	1 007 01 0000417	
	PG16	H16B-SO-2LS-PG16	1 007 01 0000418	
	PG21	H16B-SO-2LS-PG21	1 007 01 0000419	
上壳高结构 侧出线 / Hoods,Side Entry,High Construction				
	M25	H16B-SOH-2LS-M25	1 007 01 0000421	
	M32	H16B-SOH-2LS-M32	1 007 01 0000422	
	PG16	H16B-SOH-2LS-PG16	1 007 01 0000424	
	PG21	H16B-SOH-2LS-PG21	1 007 01 0000425	
	PG29	H16B-SOH-2LS-PG29	1 007 01 0000426	
	上壳 顶出线 / Hoods,Top Entry			
	M20	H16B-TO-2LS-M20	1 007 01 0000427	
	M25	H16B-TO-2LS-M25	1 007 01 0000428	
	M32	H16B-TO-2LS-M32	1 007 01 0000429	
	PG13.5	H16B-TO-2LS-PG13.5	1 007 01 0000430	
	PG16	H16B-TO-2LS-PG16	1 007 01 0000431	
	PG21	H16B-TO-2LS-PG21	1 007 01 0000432	
	PG29	H16B-TO-2LS-PG29	1 007 01 0000433	
上壳高结构 顶出线 / Hoods,Top Entry,High Construction				
	M25	H16B-TOH-2LS-M25	1 007 01 0000435	
	M32	H16B-TOH-2LS-M32	1 007 01 0000436	
	PG16	H16B-TOH-2LS-PG16	1 007 01 0000438	
	PG21	H16B-TOH-2LS-PG21	1 007 01 0000439	
	PG29	H16B-TOH-2LS-PG29	1 007 01 0000440	

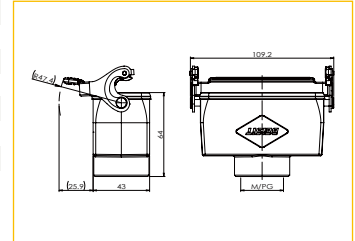
材料 Material: 金属外壳 Metal Hoods

Identification	Thread	Product Model	Order No.	Dimensions mm
----------------	--------	---------------	-----------	---------------

外壳 中继 / Housings, Cable To Cable



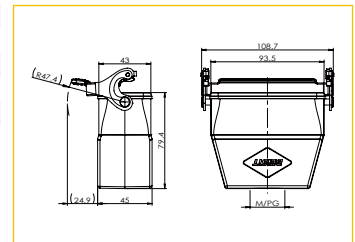
M20		H16B-CTC-1LS-M20	1 007 01 0000514
M25		H16B-CTC-1LS-M25	1 007 01 0000515
M32		H16B-CTC-1LS-M32	1 007 01 0000516
PG13.5		H16B-CTC-1LS-PG13.5	1 007 01 0000517
PG16		H16B-CTC-1LS-PG16	1 007 01 0000518
PG21		H16B-CTC-1LS-PG21	1 007 01 0000519
PG29		H16B-CTC-1LS-PG29	1 007 01 0000520



外壳 中继 / Housings, Cable To Cable



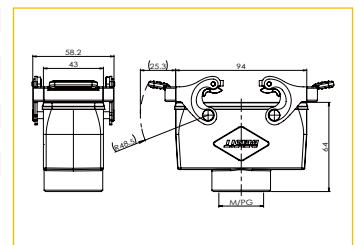
M20		H16B-CTCH-1LS-M20	1 007 01 0000521
M25		H16B-CTCH-1LS-M25	1 007 01 0000522
M32		H16B-CTCH-1LS-M32	1 007 01 0000523
PG21		H16B-CTCH-1LS-PG21	1 007 01 0000526
PG29		H16B-CTCH-1LS-PG29	1 007 01 0000527



外壳 中继 / Housings, Cable To Cable



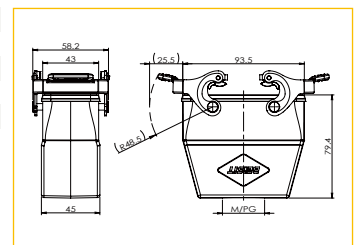
M20		H16B-CTC-2LS-M20	1 007 01 0000528
M25		H16B-CTC-2LS-M25	1 007 01 0000529
M32		H16B-CTC-2LS-M32	1 007 01 0000530
PG13.5		H16B-CTC-2LS-PG13.5	1 007 01 0000531
PG16		H16B-CTC-2LS-PG16	1 007 01 0000532
PG21		H16B-CTC-2LS-PG21	1 007 01 0000533
PG29		H16B-CTC-2LS-PG29	1 007 01 0000534



外壳 中继 / Housings, Cable To Cable



M25		H16B-CTCH-2LS-M25	1 007 01 0000536
M32		H16B-CTCH-2LS-M32	1 007 01 0000537
PG16		H16B-CTCH-2LS-PG16	1 007 01 0000539
PG21		H16B-CTCH-2LS-PG21	1 007 01 0000540
PG29		H16B-CTCH-2LS-PG29	1 007 01 0000541



材料 Material: 金属外壳 Metal Hoods

Identification	Thread	Product Model	Order No.	Dimensions mm
下壳 封底 / Housings, Surface Mounting				
	M20	H16B-SM-1L-M20	1 007 01 0000443	
	2M20	H16B-SM-1L-2M20	1 007 01 0000444	
	M25	H16B-SM-1L-M25	1 007 01 0000445	
	2M25	H16B-SM-1L-2M25	1 007 01 0000446	
	PG13.5	H16B-SM-1L-PG13.5	1 007 01 0000447	
	2PG13.5	H16B-SM-1L-2PG13.5	1 007 01 0000448	
	PG16	H16B-SM-1L-PG16	1 007 01 0000449	
2PG16	H16B-SM-1L-2PG16	1 007 01 0000450		
下壳 封底 / Housings, Surface Mounting				
	M20	H16B-SM-1LS-M20	1 007 01 0000999	
	M25	H16B-SM-1LS-M25	1 007 01 0001000	
	PG13.5	H16B-SM-1LS-PG13.5	1 007 01 0001001	
	PG16	H16B-SM-1LS-PG16	1 007 01 0001002	
下壳 封底 / Housings, Surface Mounting				
	M20	H16B-SM-1L-PC-M20	1 007 01 0000451	
	2M20	H16B-SM-1L-PC-2M20	1 007 01 0000452	
	M25	H16B-SM-1L-PC-M25	1 007 01 0000453	
	2M25	H16B-SM-1L-PC-2M25	1 007 01 0000454	
	PG13.5	H16B-SM-1L-PC-PG13.5	1 007 01 0000455	
	2PG13.5	H16B-SM-1L-PC-2PG13.5	1 007 01 0000456	
	PG16	H16B-SM-1L-PC-PG16	1 007 01 0000457	
2PG16	H16B-SM-1L-PC-2PG16	1 007 01 0000458		
下壳 封底 / Housings, Surface Mounting				
	M20	H16B-SM-1LS-PC-M20	1 007 01 0001003	
	M25	H16B-SM-1LS-PC-M25	1 007 01 0001004	
	PG13.5	H16B-SM-1LS-PC-PG13.5	1 007 01 0001005	
	PG16	H16B-SM-1LS-PC-PG16	1 007 01 0001006	
下壳高结构 封底 / Housings, Surface Mounting				
	M25	H16B-SMH-1L-M25	1 007 01 0000461	
	2M25	H16B-SMH-1L-2M25	1 007 01 0000462	
	PG16	H16B-SMH-1L-PG16	1 007 01 0000463	
	2PG16	H16B-SMH-1L-2PG16	1 007 01 0000464	
	PG21	H16B-SMH-1L-PG21	1 007 01 0000465	
	2PG21	H16B-SMH-1L-2PG21	1 007 01 0000466	
下壳高结构 封底 / Housings, Surface Mounting				
	M20	H16B-SMH-1LS-M20	1 007 01 0001007	
	M25	H16B-SMH-1LS-M25	1 007 01 0001008	
	PG16	H16B-SMH-1LS-PG16	1 007 01 0001009	
	PG21	H16B-SMH-1LS-PG21	1 007 01 0001010	

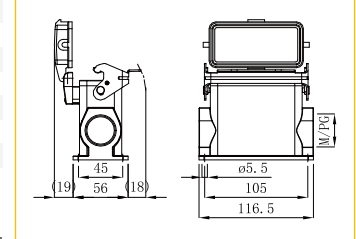
材料 Material: 金属外壳 Metal Hoods

Identification	Thread	Product Model	Order No.	Dimensions mm
----------------	--------	---------------	-----------	---------------

下壳高结构 封底 / Housings, Surface Mounting



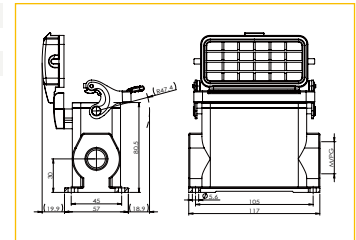
M20		H16B-SMH-1L-PC-M20	1 007 01 0000467
2M20		H16B-SMH-1L-PC-2M20	1 007 01 0000468
M25		H16B-SMH-1L-PC-M25	1 007 01 0000469
2M25		H16B-SMH-1L-PC-2M25	1 007 01 0000470
PG16		H16B-SMH-1L-PC-PG16	1 007 01 0000471
2PG16		H16B-SMH-1L-PC-2PG16	1 007 01 0000472
PG21		H16B-SMH-1L-PC-PG21	1 007 01 0000473
2PG21		H16B-SMH-1L-PC-2PG21	1 007 01 0000474



下壳高结构 封底 / Housings, Surface Mounting



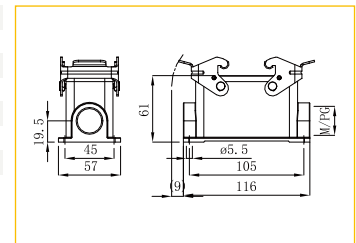
M20		H16B-SMH-1LS-PC-M20	1 007 01 0001011
M25		H16B-SMH-1LS-PC-M25	1 007 01 0001012
PG16		H16B-SMH-1LS-PC-PG16	1 007 01 0001013
PG21		H16B-SMH-1LS-PC-PG21	1 007 01 0001014



下壳 封底 / Housings, Surface Mounting



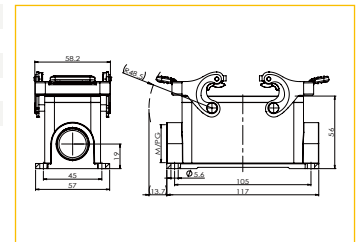
M20		H16B-SM-2L-M20	1 007 01 0000476
2M20		H16B-SM-2L-2M20	1 007 01 0000477
M25		H16B-SM-2L-M25	1 007 01 0000478
2M25		H16B-SM-2L-2M25	1 007 01 0000479
PG13.5		H16B-SM-2L-PG13.5	1 007 01 0000480
2PG13.5		H16B-SM-2L-2PG13.5	1 007 01 0000481
PG16		H16B-SM-2L-PG16	1 007 01 0000482
2PG16		H16B-SM-2L-2PG16	1 007 01 0000483



下壳 封底 / Housings, Surface Mounting



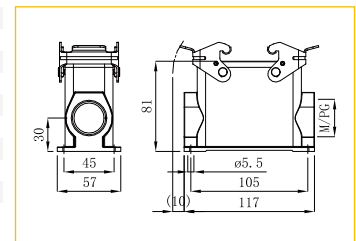
M20		H16B-SM-2LS-M20	1 007 01 0001016
2M20		H16B-SM-2LS-2M20	1 007 01 0001175
M25		H16B-SM-2LS-M25	1 007 01 0001017
2M25		H16B-SM-2LS-2M25	1 007 01 0001176
PG13.5		H16B-SM-2LS-PG13.5	1 007 01 0001018
PG16		H16B-SM-2LS-PG16	1 007 01 0001019



下壳高结构 封底 / Housings, Surface Mounting



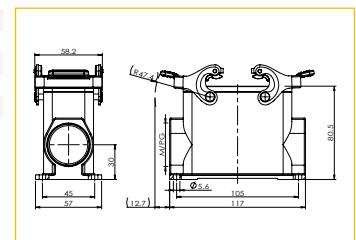
M25		H16B-SMH-2L-M25	1 007 01 0000486
2M25		H16B-SMH-2L-2M25	1 007 01 0000487
M32		H16B-SMH-2L-M32	1 007 01 0000488
2M32		H16B-SMH-2L-2M32	1 007 01 0000489
PG16		H16B-SMH-2L-PG16	1 007 01 0000490
2PG16		H16B-SMH-2L-2PG16	1 007 01 0000491
PG21		H16B-SMH-2L-PG21	1 007 01 0000492
2PG21		H16B-SMH-2L-2PG21	1 007 01 0000493
PG29		H16B-SMH-2L-PG29	1 007 01 0000494
2PG29		H16B-SMH-2L-2PG29	1 007 01 0000495




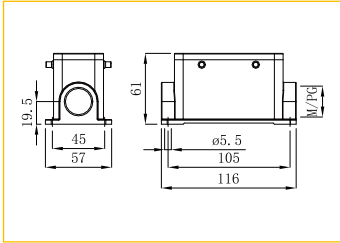

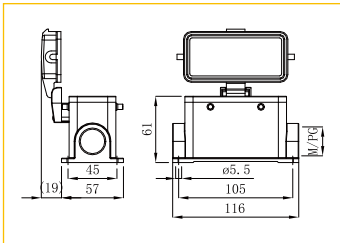

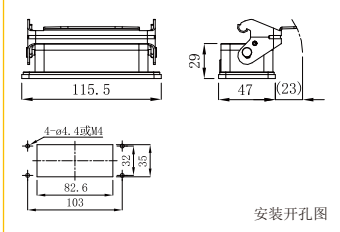

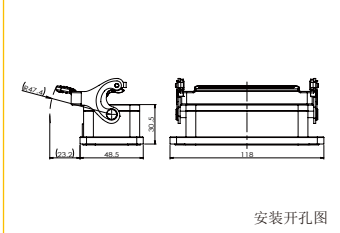

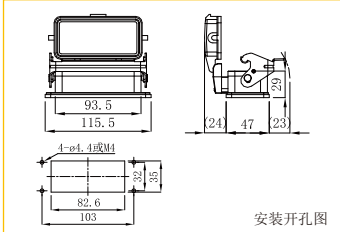

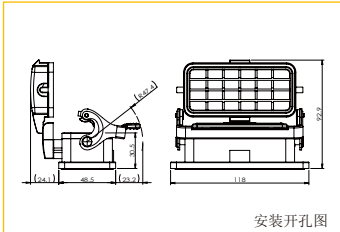
下壳高结构 封底 / Housings, Surface Mounting




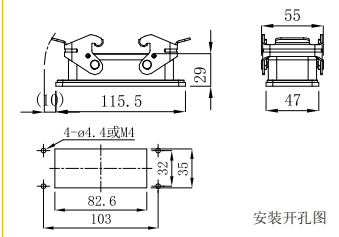

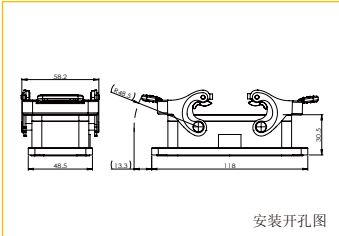

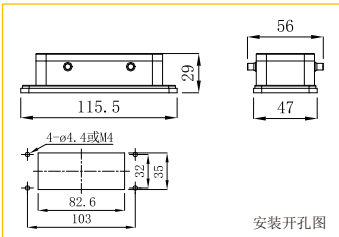

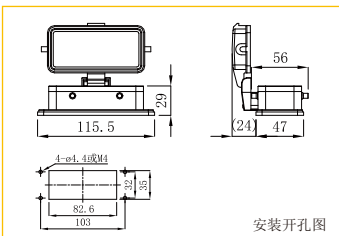
M20		H16B-SMH-2LS-M20	1 007 01 0001020
M25		H16B-SMH-2LS-M25	1 007 01 0001021
M32		H16B-SMH-2LS-M32	1 007 01 0001022
PG16		H16B-SMH-2LS-PG16	1 007 01 0001023
PG21		H16B-SMH-2LS-PG21	1 007 01 0001024
PG29		H16B-SMH-2LS-PG29	1 007 01 0001025




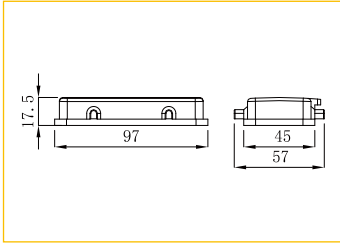

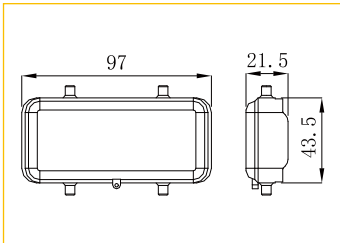

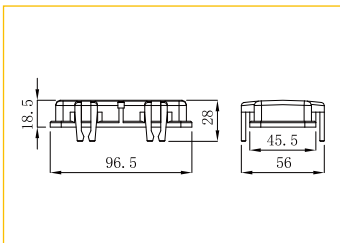

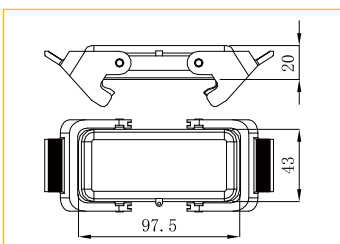
材料 Material: 金属外壳 Metal Hoods

Identification	Thread	Product Model	Order No.	Dimensions mm
下壳 封底 / Housings, Surface Mounting				
	M20	H16B-SM-4PR-M20	1 007 01 0000498	
	2M20	H16B-SM-4PR-2M20	1 007 01 0000499	
	M25	H16B-SM-4PR-M25	1 007 01 0000500	
	2M25	H16B-SM-4PR-2M25	1 007 01 0000501	
	PG13.5	H16B-SM-4PR-PG13.5	1 007 01 0000502	
	2PG13.5	H16B-SM-4PR-2PG13.5	1 007 01 0000503	
	PG16	H16B-SM-4PR-PG16	1 007 01 0000504	
2PG16	H16B-SM-4PR-2PG16	1 007 01 0000505		
下壳 封底 / Housings, Surface Mounting				
	M20	H16B-SM-4PR-PC-M20	1 007 01 0000506	
	2M20	H16B-SM-4PR-PC-2M20	1 007 01 0000507	
	M25	H16B-SM-4PR-PC-M25	1 007 01 0000508	
	2M25	H16B-SM-4PR-PC-2M25	1 007 01 0000509	
	PG13.5	H16B-SM-4PR-PC-PG13.5	1 007 01 0000510	
	2PG13.5	H16B-SM-4PR-PC-2PG13.5	1 007 01 0000511	
	PG16	H16B-SM-4PR-PC-PG16	1 007 01 0000512	
2PG16	H16B-SM-4PR-PC-2PG16	1 007 01 0000513		
下壳 不封底 / Housings, Bulkhead Mounting				
		H16B-OM-1L	1 007 01 0000441	 安装开孔图
下壳 不封底 / Housings, Bulkhead Mounting				
		H16B-OM-1LS	1 007 01 0000997	 安装开孔图
下壳 不封底 / Housings, Bulkhead Mounting				
		H16B-OM-1L-PC	1 007 01 0000442	 安装开孔图
下壳 不封底 / Housings, Bulkhead Mounting				
		H16B-OM-1LS-PC	1 007 01 0000998	 安装开孔图

材料 Material: 金属外壳 Metal Hoods

Identification	Thread	Product Model	Order No.	Dimensions mm
下壳 不封底 / Housings, Bulkhead Mounting		H16B-OM-2L	1 007 01 0000475	 
下壳 不封底 / Housings, Bulkhead Mounting		H16B-OM-2LS	1 007 01 0001015	 
下壳 不封底 / Housings, Bulkhead Mounting		H16B-OM-4PR	1 007 01 0000496	 
下壳 不封底 / Housings, Bulkhead Mounting		H16B-OM-4PR-PC	1 007 01 0000497	 

材料 Material: 金属外壳 Metal Hoods

Identification	Thread	Product Model	Order No.	Dimensions mm
保护盖 / Protection Covers				
		H16B-PC-4P	1 007 02 000046	
		H16B-PC-4P-N	1 007 02 000047	
		H16B-PC-4P-NT	1 007 02 000048	
		H16B-PC-4P-M	1 007 02 000049	
		H16B-PC-4P-MT	1 007 02 000050	
配上壳, 其他配下壳 For Hoods, Other For Housings				
保护盖 / Protection Covers				
		H16B-PC2-4P-N	1 007 02 000051	
		H16B-PC2-4P-NT	1 007 02 000052	
		H16B-PC2-4P-NG	1 007 02 000053	
		H16B-PC2-4P-NTG	1 007 02 000054	
		H16B-PC2-4P-M	1 007 02 000055	
		H16B-PC2-4P-MT	1 007 02 000056	
		H16B-PC2-4P-MG	1 007 02 000057	
配上壳, 其他配下壳 For Hoods, Other For Housings				
保护盖 / Protection Covers				
		H16B-PC-4S	1 007 02 000059	
		H16B-PC-4S-N	1 007 02 000060	
		H16B-PC-4S-NT	1 007 02 000061	
		H16B-PC-4S-M	1 007 02 000062	
		H16B-PC-4S-MT	1 007 02 000063	
配上壳, 其他配下壳 For Hoods, Other For Housings				
保护盖 / Protection Covers				
		H16B-PC-2LP	1 007 02 000064	
		H16B-PC-2LP-N	1 007 02 000065	
		H16B-PC-2LP-NT	1 007 02 000066	
		H16B-PC-2LP-M	1 007 02 000067	
		H16B-PC-2LP-MT	1 007 02 000068	
配上壳, 其他配下壳 For Hoods, Other For Housings				

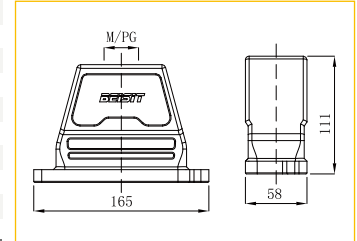
材料 Material: 金属外壳 Metal Hoods

Identification	Thread	Product Model	Order No.	Dimensions mm
----------------	--------	---------------	-----------	---------------

上壳 顶出线 / Hoods,Top Entry



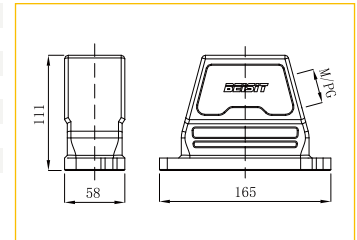
M25	HPR16B-TO-2B-M25	1 007 11 0000060
2M25	HPR16B-TO-2B-2M25	1 007 11 0000061
M32	HPR16B-TO-2B-M32	1 007 11 0000062
M40	HPR16B-TO-2B-M40	1 007 11 0000063
M50	HPR16B-TO-2B-M50	1 007 11 0000064
PG21	HPR16B-TO-2B-PG21	1 007 11 0000065
2PG21	HPR16B-TO-2B-2PG21	1 007 11 0000066
PG29	HPR16B-TO-2B-PG29	1 007 11 0000067
PG36	HPR16B-TO-2B-PG36	1 007 11 0000068



上壳 侧出线 / Hoods,Side Entry



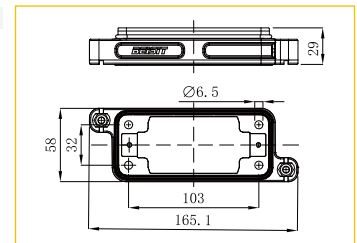
M20	HPR16B-SO-2B-M20	1 007 11 0000069
M25	HPR16B-SO-2B-M25	1 007 11 0000070
M32	HPR16B-SO-2B-M32	1 007 11 0000071
M40	HPR16B-SO-2B-M40	1 007 11 0000072
M50	HPR16B-SO-2B-M50	1 007 11 0000073
PG21	HPR16B-SO-2B-PG21	1 007 11 0000074
PG29	HPR16B-SO-2B-PG29	1 007 11 0000075
PG36	HPR16B-SO-2B-PG36	1 007 11 0000076



下壳 不封底 / Bulkhead Mounted Housings-Straight



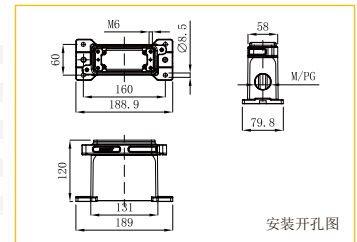
HPR16B-OM-2B	1 007 11 0000077
--------------	------------------



下壳 封底 / Housings



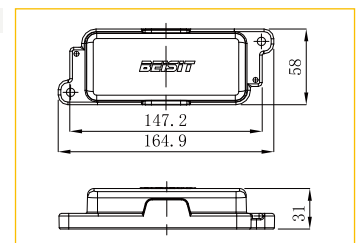
M25	HPR16B-SM-2B-M25	1 007 11 0000079
2M25	HPR16B-SM-2B-2M25	1 007 01 0000444
M32	HPR16B-SM-2B-M32	1 007 11 0000080
2M32	HPR16B-SM-2B-2M32	1 007 01 0000446
M40	HPR16B-SM-2B-M40	1 007 11 0000081
2M40	HPR16B-SM-2B-2M40	1 007 11 0000082
M50	HPR16B-SM-2B-M50	1 007 11 0000083
2M50	HPR16B-SM-2B-2M50	1 007 01 0000450
PG21	HPR16B-SM-2B-PG21	1 007 11 0000084
2PG21	HPR16B-SM-2B-2PG21	1 007 11 0000085
PG36	HPR16B-SM-2B-PG36	1 007 11 0000086
2PG36	HPR16B-SM-2B-2PG36	1 007 11 0000087



防护盖 / Protection Covers



M-U	HPR16B-MC-2B-M-U	1 007 02 0000100
M-D	HPR16B-MC-2B-M-D	1 007 02 0000101



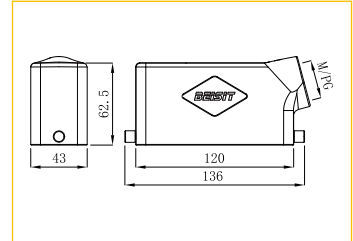
材料 Material: 金属外壳 Metal Hoods

Identification	Thread	Product Model	Order No.	Dimensions mm
----------------	--------	---------------	-----------	---------------

上壳 侧出线 / Hoods,Side Entry



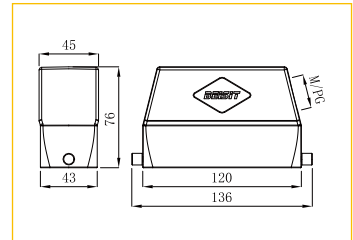
M20	H24B-SO-2PR-M20	1 007 01 0000553
M25	H24B-SO-2PR-M25	1 007 01 0000554
M32	H24B-SO-2PR-M32	1 007 01 0000555
PG13.5	H24B-SO-2PR-PG13.5	1 007 01 0000556
PG16	H24B-SO-2PR-PG16	1 007 01 0000557
PG21	H24B-SO-2PR-PG21	1 007 01 0000558



上壳高结构 侧出线 / Hoods,Side Entry,High Construction



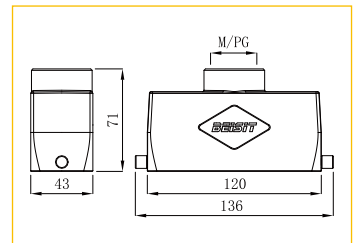
M25	H24B-SOH-2PR-M25	1 007 01 0000560
M32	H24B-SOH-2PR-M32	1 007 01 0000561
M40	H24B-SOH-2PR-M40	1 007 01 0000893
PG16	H24B-SOH-2PR-PG16	1 007 01 0000563
PG21	H24B-SOH-2PR-PG21	1 007 01 0000564
PG29	H24B-SOH-2PR-PG29	1 007 01 0000565



上壳 顶出线 / Hoods,Top Entry



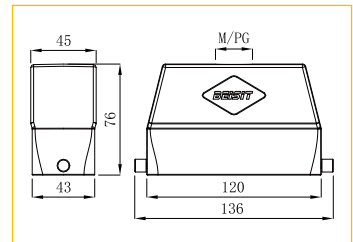
M20	H24B-TO-2PR-M20	1 007 01 0000566
M25	H24B-TO-2PR-M25	1 007 01 0000567
M32	H24B-TO-2PR-M32	1 007 01 0000568
PG13.5	H24B-TO-2PR-PG13.5	1 007 01 0000569
PG16	H24B-TO-2PR-PG16	1 007 01 0000570
PG21	H24B-TO-2PR-PG21	1 007 01 0000571
PG29	H24B-TO-2PR-PG29	1 007 01 0000572



上壳高结构 顶出线 / Hoods,Top Entry,High Construction



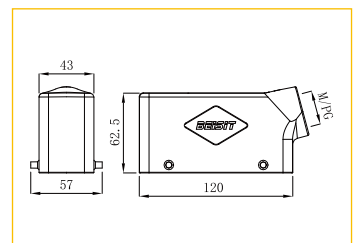
M25	H24B-TOH-2PR-M25	1 007 01 0000574
M32	H24B-TOH-2PR-M32	1 007 01 0000575
M40	H24B-TOH-2PR-M40	1 007 01 0001088
PG16	H24B-TOH-2PR-PG16	1 007 01 0000577
PG21	H24B-TOH-2PR-PG21	1 007 01 0000578
PG29	H24B-TOH-2PR-PG29	1 007 01 0000579



上壳 侧出线 / Hoods,Side Entry



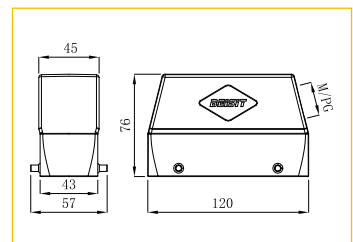
M20	H24B-SO-4P-M20	1 007 01 0000580
M25	H24B-SO-4P-M25	1 007 01 0000581
M32	H24B-SO-4P-M32	1 007 01 0000582
PG13.5	H24B-SO-4P-PG13.5	1 007 01 0000583
PG16	H24B-SO-4P-PG16	1 007 01 0000584
PG21	H24B-SO-4P-PG21	1 007 01 0000585



上壳高结构 侧出线 / Hoods,Side Entry,High Construction



M25	H24B-SOH-4P-M25	1 007 01 0000587
M32	H24B-SOH-4P-M32	1 007 01 0000588
M40	H24B-SOH-4P-M40	1 007 01 0001089
PG16	H24B-SOH-4P-PG16	1 007 01 0000590
PG21	H24B-SOH-4P-PG21	1 007 01 0000591
PG29	H24B-SOH-4P-PG29	1 007 01 0000592



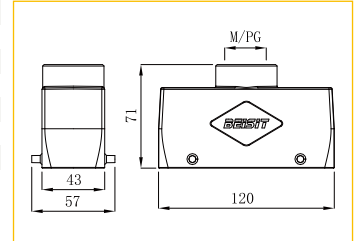
材料 Material: 金属外壳 Metal Hoods

Identification	Thread	Product Model	Order No.	Dimensions mm
----------------	--------	---------------	-----------	---------------

上壳 顶出线 / Hoods,Top Entry



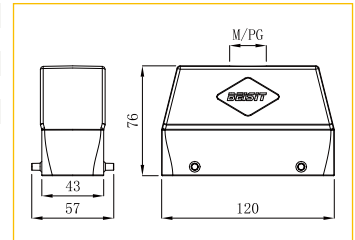
M20		H24B-TO-4P-M20	1 007 01 0000593
M25		H24B-TO-4P-M25	1 007 01 0000594
M32		H24B-TO-4P-M32	1 007 01 0000595
PG13.5		H24B-TO-4P-PG13.5	1 007 01 0000596
PG16		H24B-TO-4P-PG16	1 007 01 0000597
PG21		H24B-TO-4P-PG21	1 007 01 0000598
PG29		H24B-TO-4P-PG29	1 007 01 0000599



上壳高结构 顶出线 / Hoods,Top Entry,High Construction



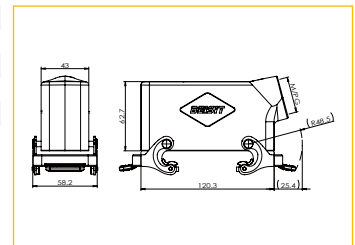
M25		H24B-TOH-4P-M25	1 007 01 0000601
M32		H24B-TOH-4P-M32	1 007 01 0000602
M40		H24B-TOH-4P-M40	1 007 01 0001090
PG16		H24B-TOH-4P-PG16	1 007 01 0000604
PG21		H24B-TOH-4P-PG21	1 007 01 0000605
PG29		H24B-TOH-4P-PG29	1 007 01 0000606



上壳 侧出线 / Hoods,Side Entry



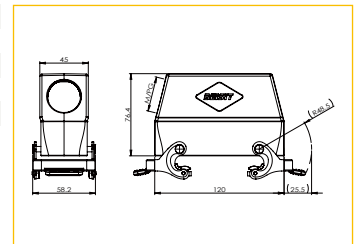
M20		H24B-SO-2LS-M20	1 007 01 0000607
M25		H24B-SO-2LS-M25	1 007 01 0000608
M32		H24B-SO-2LS-M32	1 007 01 0000609
PG13.5		H24B-SO-2LS-PG13.5	1 007 01 0000610
PG16		H24B-SO-2LS-PG16	1 007 01 0000611
PG21		H24B-SO-2LS-PG21	1 007 01 0000612



上壳高结构 侧出线 / Hoods,Side Entry,High Construction



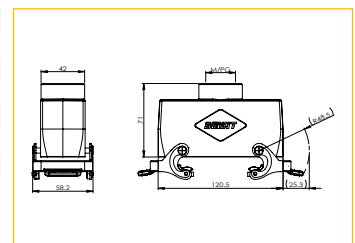
M25		H24B-SOH-2LS-M25	1 007 01 0000614
M32		H24B-SOH-2LS-M32	1 007 01 0000615
PG16		H24B-SOH-2LS-PG16	1 007 01 0000617
PG21		H24B-SOH-2LS-PG21	1 007 01 0000618
PG29		H24B-SOH-2LS-PG29	1 007 01 0000619



上壳 顶出线 / Hoods,Top Entry



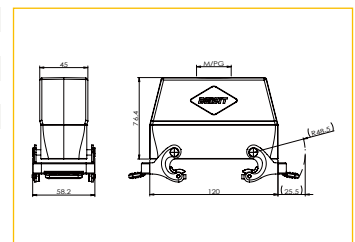
M20		H24B-TO-2LS-M20	1 007 01 0000620
M25		H24B-TO-2LS-M25	1 007 01 0000621
M32		H24B-TO-2LS-M32	1 007 01 0000622
PG13.5		H24B-TO-2LS-PG13.5	1 007 01 0000623
PG16		H24B-TO-2LS-PG16	1 007 01 0000624
PG21		H24B-TO-2LS-PG21	1 007 01 0000625
PG29		H24B-TO-2LS-PG29	1 007 01 0000626



上壳高结构 顶出线 / Hoods,Top Entry,High Construction



M25		H24B-TOH-2LS-M25	1 007 01 0000628
M32		H24B-TOH-2LS-M32	1 007 01 0000629
PG16		H24B-TOH-2LS-PG16	1 007 01 0000631
PG21		H24B-TOH-2LS-PG21	1 007 01 0000632
PG29		H24B-TOH-2LS-PG29	1 007 01 0000633



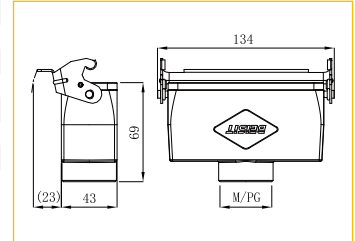
材料 Material: 金属外壳 Metal Hoods

Identification	Thread	Product Model	Order No.	Dimensions mm
----------------	--------	---------------	-----------	---------------

外壳 中继 / Housings, Cable To Cable



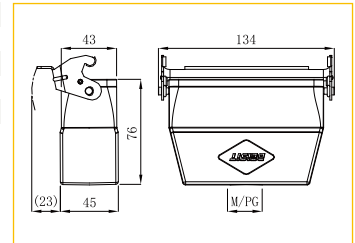
M20		H24B-CTC-1L-M20	1 007 01 0000713
M25		H24B-CTC-1L-M25	1 007 01 0000714
M32		H24B-CTC-1L-M32	1 007 01 0000715
PG13.5		H24B-CTC-1L-PG13.5	1 007 01 0000716
PG16		H24B-CTC-1L-PG16	1 007 01 0000717
PG21		H24B-CTC-1L-PG21	1 007 01 0000718
PG29		H24B-CTC-1L-PG29	1 007 01 0000719



外壳 中继 / Housings, Cable To Cable



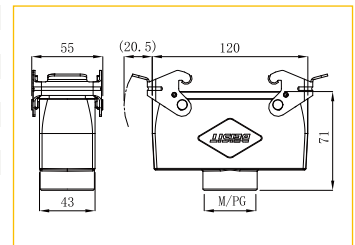
M25		H24B-CTCH-1L-M25	1 007 01 0000721
M32		H24B-CTCH-1L-M32	1 007 01 0000722
PG16		H24B-CTCH-1L-PG16	1 007 01 0000724
PG21		H24B-CTCH-1L-PG21	1 007 01 0000725
PG29		H24B-CTCH-1L-PG29	1 007 01 0000726



外壳 中继 / Housings, Cable To Cable



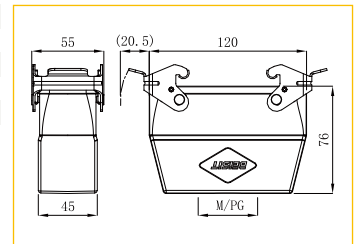
M20		H24B-CTC-2L-M20	1 007 01 0000727
M25		H24B-CTC-2L-M25	1 007 01 0000728
M32		H24B-CTC-2L-M32	1 007 01 0000729
PG13.5		H24B-CTC-2L-PG13.5	1 007 01 0000730
PG16		H24B-CTC-2L-PG16	1 007 01 0000731
PG21		H24B-CTC-2L-PG21	1 007 01 0000732
PG29		H24B-CTC-2L-PG29	1 007 01 0000733



外壳 中继 / Housings, Cable To Cable



M25		H24B-CTCH-2L-M25	1 007 01 0000735
M32		H24B-CTCH-2L-M32	1 007 01 0000736
PG16		H24B-CTCH-2L-PG16	1 007 01 0000738
PG21		H24B-CTCH-2L-PG21	1 007 01 0000739
PG29		H24B-CTCH-2L-PG29	1 007 01 0000740



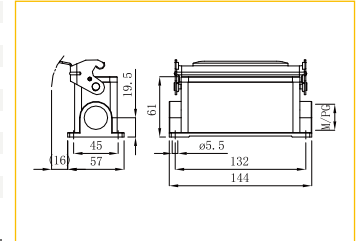
材料 Material: 金属外壳 Metal Hoods

Identification	Thread	Product Model	Order No.	Dimensions mm
----------------	--------	---------------	-----------	---------------

下壳 封底 / Housings, Surface Mounting



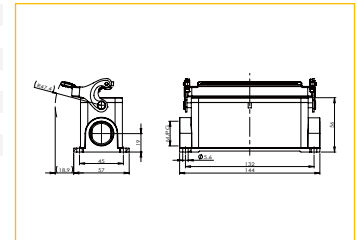
M20	H24B-SM-1L-M20	1 007 01 0000636
2M20	H24B-SM-1L-2M20	1 007 01 0000637
M25	H24B-SM-1L-M25	1 007 01 0000638
2M25	H24B-SM-1L-2M25	1 007 01 0000639
PG13.5	H24B-SM-1L-PG13.5	1 007 01 0000640
2PG13.5	H24B-SM-1L-2PG13.5	1 007 01 0000641
PG16	H24B-SM-1L-PG16	1 007 01 0000642
2PG16	H24B-SM-1L-2PG16	1 007 01 0000643
PG21	H24B-SM-1L-PG21	1 007 01 0000644
2PG21	H24B-SM-1L-2PG21	1 007 01 0000645



下壳 封底 / Housings, Surface Mounting



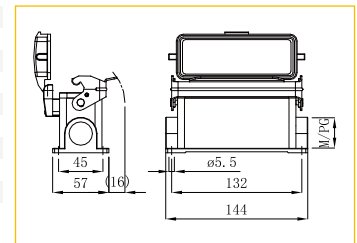
M20	H24B-SM-1LS-M20	1 007 01 0001028
2M20	H24B-SM-1LS-2M20	1 007 01 0001177
M25	H24B-SM-1LS-M25	1 007 01 0001029
2M25	H24B-SM-1LS-2M25	1 007 01 0001178
PG13.5	H24B-SM-1LS-PG13.5	1 007 01 0001030
PG16	H24B-SM-1LS-PG16	1 007 01 0001031
PG21	H24B-SM-1LS-PG21	1 007 01 0001032



下壳 封底 / Housings, Surface Mounting



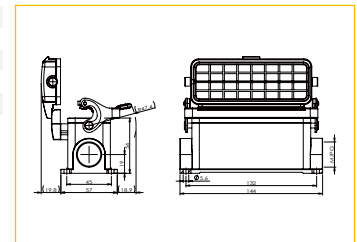
M20	H24B-SM-1L-PC-M20	1 007 01 0000646
2M20	H24B-SM-1L-PC-2M20	1 007 01 0000647
M25	H24B-SM-1L-PC-M25	1 007 01 0000648
2M25	H24B-SM-1L-PC-2M25	1 007 01 0000649
PG13.5	H24B-SM-1L-PC-PG13.5	1 007 01 0000650
2PG13.5	H24B-SM-1L-PC-2PG13.5	1 007 01 0000651
PG16	H24B-SM-1L-PC-PG16	1 007 01 0000652
2PG16	H24B-SM-1L-PC-2PG16	1 007 01 0000653
PG21	H24B-SM-1L-PC-PG21	1 007 01 0000654
2PG21	H24B-SM-1L-PC-2PG21	1 007 01 0000655



下壳 封底 / Housings, Surface Mounting



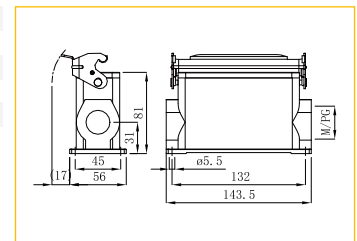
M20	H24B-SM-1LS-PC-M20	1 007 01 0001033
M25	H24B-SM-1LS-PC-M25	1 007 01 0001034
PG13.5	H24B-SM-1LS-PC-PG13.5	1 007 01 0001035
PG16	H24B-SM-1LS-PC-PG16	1 007 01 0001036
PG21	H24B-SM-1LS-PC-PG21	1 007 01 0001037



下壳高结构 封底 / Housings, Surface Mounting



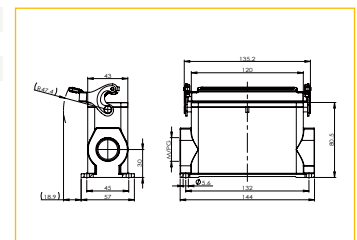
M25	H24B-SMH-1L-M25	1 007 01 0000658
2M25	H24B-SMH-1L-2M25	1 007 01 0000659
PG16	H24B-SMH-1L-PG16	1 007 01 0000660
2PG16	H24B-SMH-1L-2PG16	1 007 01 0000661
PG21	H24B-SMH-1L-PG21	1 007 01 0000662
2PG21	H24B-SMH-1L-2PG21	1 007 01 0000663



下壳高结构 封底 / Housings, Surface Mounting



M20	H24B-SMH-1LS-M20	1 007 01 0001038
M25	H24B-SMH-1LS-M25	1 007 01 0001039
PG16	H24B-SMH-1LS-PG16	1 007 01 0001040
PG21	H24B-SMH-1LS-PG21	1 007 01 0001041



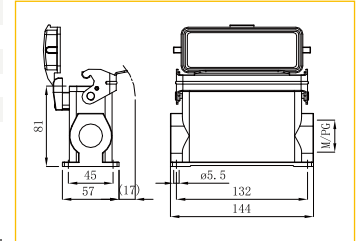
材料 Material: 金属外壳 Metal Hoods

Identification	Thread	Product Model	Order No.	Dimensions mm
----------------	--------	---------------	-----------	---------------

下壳高结构 封底 / Housings, Surface Mounting



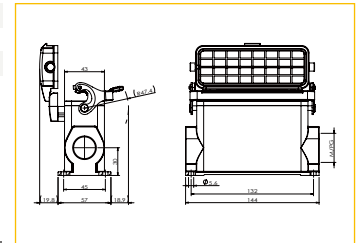
M25	H24B-SMH-1L-PC-M25	1 007 01 0000666
2M25	H24B-SMH-1L-PC-2M25	1 007 01 0000667
PG16	H24B-SMH-1L-PC-PG16	1 007 01 0000668
2PG16	H24B-SMH-1L-PC-2PG16	1 007 01 0000669
PG21	H24B-SMH-1L-PC-PG21	1 007 01 0000670
2PG21	H24B-SMH-1L-PC-2PG21	1 007 01 0000671



下壳高结构 封底 / Housings, Surface Mounting



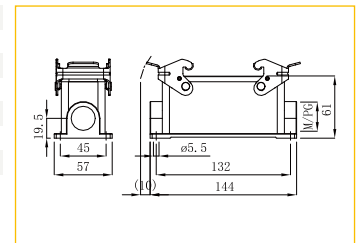
M20	H24B-SMH-1LS-PC-M20	1 007 01 0001042
M25	H24B-SMH-1LS-PC-M25	1 007 01 0001043
PG16	H24B-SMH-1LS-PC-PG16	1 007 01 0001044
PG21	H24B-SMH-1LS-PC-PG21	1 007 01 0001045



下壳 封底 / Housings, Surface Mounting



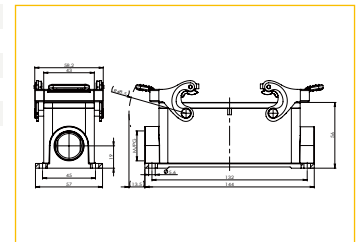
M20	H24B-SM-2L-M20	1 007 01 0000673
2M20	H24B-SM-2L-2M20	1 007 01 0000674
M25	H24B-SM-2L-M25	1 007 01 0000675
2M25	H24B-SM-2L-2M25	1 007 01 0000676
PG16	H24B-SM-2L-PG16	1 007 01 0000677
2PG16	H24B-SM-2L-2PG16	1 007 01 0000678
PG21	H24B-SM-2L-PG21	1 007 01 0000679
2PG21	H24B-SM-2L-2PG21	1 007 01 0000680



下壳 封底 / Housings, Surface Mounting



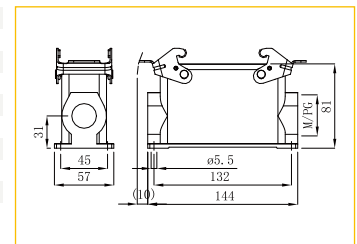
M20	H24B-SM-2LS-M20	1 007 01 0001047
2M20	H24B-SM-2LS-2M20	1 007 01 0001171
M25	H24B-SM-2LS-M25	1 007 01 0001048
2M25	H24B-SM-2LS-2M25	1 007 01 0001170
PG16	H24B-SM-2LS-PG16	1 007 01 0001049
PG21	H24B-SM-2LS-PG21	1 007 01 0001050



下壳高结构 封底 / Housings, Surface Mounting



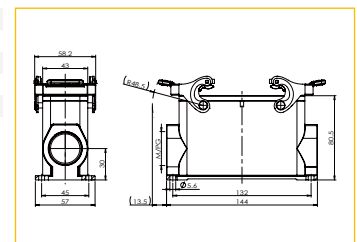
M25	H24B-SMH-2L-M25	1 007 01 0000683
2M25	H24B-SMH-2L-2M25	1 007 01 0000684
M32	H24B-SMH-2L-M32	1 007 01 0000685
2M32	H24B-SMH-2L-2M32	1 007 01 0000686
PG16	H24B-SMH-2L-PG16	1 007 01 0000687
2PG16	H24B-SMH-2L-2PG16	1 007 01 0000688
PG21	H24B-SMH-2L-PG21	1 007 01 0000689
2PG21	H24B-SMH-2L-2PG21	1 007 01 0000690
PG29	H24B-SMH-2L-PG29	1 007 01 0000691
2PG29	H24B-SMH-2L-2PG29	1 007 01 0000692



下壳高结构 封底 / Housings, Surface Mounting



M20	H24B-SMH-2LS-M20	1 007 01 0001051
M25	H24B-SMH-2LS-M25	1 007 01 0001052
M32	H24B-SMH-2LS-M32	1 007 01 0001053
PG16	H24B-SMH-2LS-PG16	1 007 01 0001054
PG21	H24B-SMH-2LS-PG21	1 007 01 0001055
PG29	H24B-SMH-2LS-PG29	1 007 01 0001056



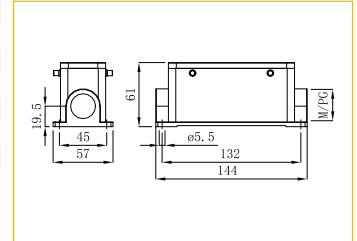
材料 Material: 金属外壳 Metal Hoods

Identification	Thread	Product Model	Order No.	Dimensions mm
----------------	--------	---------------	-----------	---------------

下壳 封底 / Housings, Surface Mounting



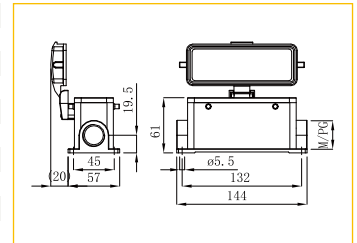
M20	H24B-SM-4PR-M20	1 007 01 0000695
2M20	H24B-SM-4PR-2M20	1 007 01 0000696
M25	H24B-SM-4PR-M25	1 007 01 0000697
2M25	H24B-SM-4PR-2M25	1 007 01 0000698
PG16	H24B-SM-4PR-PG16	1 007 01 0000699
2PG16	H24B-SM-4PR-2PG16	1 007 01 0000700
PG21	H24B-SM-4PR-PG21	1 007 01 0000701
2PG21	H24B-SM-4PR-P2G21	1 007 01 0000702



下壳 封底 / Housings, Surface Mounting



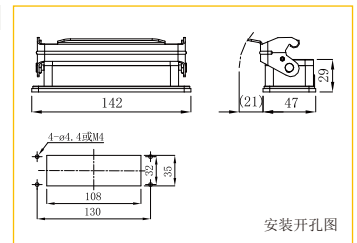
M20	H24B-SM-4PR-PC-M20	1 007 01 0000703
2M20	H24B-SM-4PR-PC-2M20	1 007 01 0000704
M25	H24B-SM-4PR-PC-M25	1 007 01 0000705
2M25	H24B-SM-4PR-PC-2M25	1 007 01 0000706
PG13.5	H24B-SM-4PR-PC-PG13.5	1 007 01 0000707
2PG13.5	H24B-SM-4PR-PC-2PG13.5	1 007 01 0000708
PG16	H24B-SM-4PR-PC-PG16	1 007 01 0000709
2PG16	H24B-SM-4PR-PC-2PG16	1 007 01 0000710
PG21	H24B-SM-4PR-PC-PG21	1 007 01 0000711
2PG21	H24B-SM-4PR-PC-2PG21	1 007 01 0000712



下壳 不封底 / Housings, Bulkhead Mounting



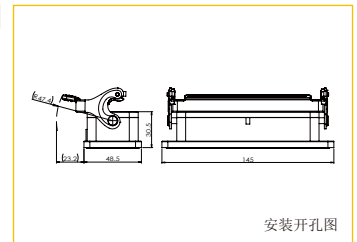
H24B-OM-1L	1 007 01 0000634
------------	------------------



下壳 不封底 / Housings, Bulkhead Mounting



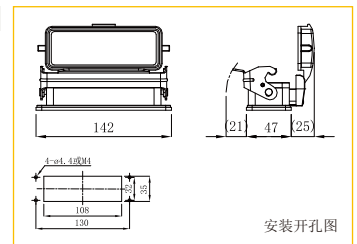
H24B-OM-1LS	1 007 01 0001026
-------------	------------------



下壳 不封底 / Housings, Bulkhead Mounting



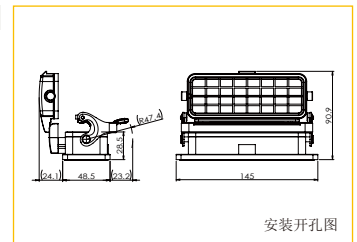
H24B-OM-1L-PC	1 007 01 0000635
---------------	------------------




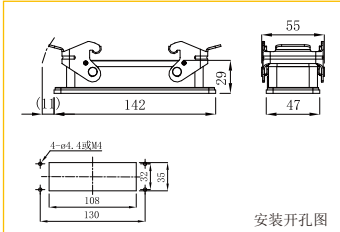

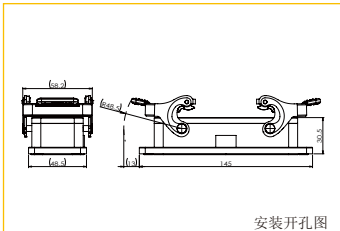

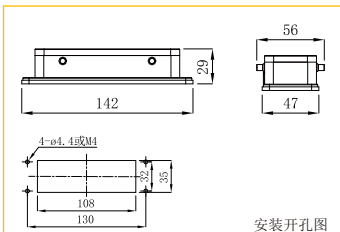

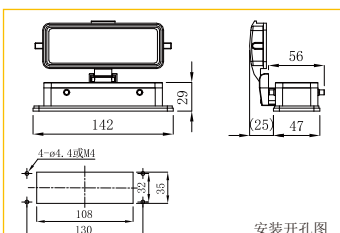
下壳 不封底 / Housings, Bulkhead Mounting




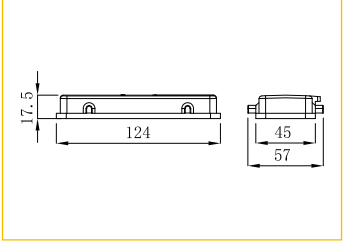

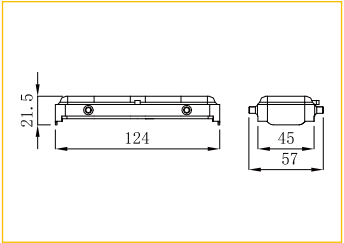

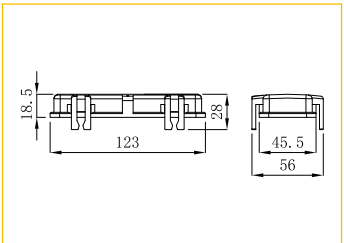

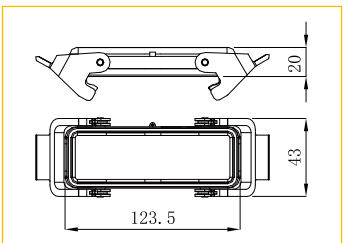
H24B-OM-1LS-PC	1 007 01 0001027
----------------	------------------



材料 Material: 金属外壳 Metal Hoods

Identification	Thread	Product Model	Order No.	Dimensions mm
下壳 不封底 / Housings, Bulkhead Mounting		H24B-OM-2L	1 007 01 0000672	  <p>安装开孔图</p>
下壳 不封底 / Housings, Bulkhead Mounting		H24B-OM-2LS	1 007 01 0001046	  <p>安装开孔图</p>
下壳 不封底 / Housings, Bulkhead Mounting		H24B-OM-4PR	1 007 01 0000693	  <p>安装开孔图</p>
下壳 不封底 / Housings, Bulkhead Mounting		H24B-OM-4PR-PC	1 007 01 0000694	  <p>安装开孔图</p>

材料 Material: 金属外壳 Metal Hoods

Identification	Thread	Product Model	Order No.	Dimensions mm
保护盖 / Protection Covers				
		H24B-PC-4P	1 007 02 000069	
		H24B-PC-4P-N	1 007 02 000070	
		H24B-PC-4P-NT	1 007 02 000071	
		H24B-PC-4P-M	1 007 02 000072	
		H24B-PC-4P-MT	1 007 02 000073	
配上壳, 其他配下壳 For Hoods, Other For Housings				
保护盖 / Protection Covers				
		H24B-PC2-4P-N	1 007 02 000074	
		H24B-PC2-4P-NT	1 007 02 000075	
		H24B-PC2-4P-NG	1 007 02 000076	
		H24B-PC2-4P-NTG	1 007 02 000077	
		H24B-PC2-4P-M	1 007 02 000078	
		H24B-PC2-4P-MT	1 007 02 000079	
		H24B-PC2-4P-MG	1 007 02 000080	
	H24B-PC2-4P-MTG	1 007 02 000081		
配上壳, 其他配下壳 For Hoods, Other For Housings				
保护盖 / Protection Covers				
		H24B-PC-4S	1 007 02 000082	
		H24B-PC-4S-N	1 007 02 000083	
		H24B-PC-4S-NT	1 007 02 000084	
		H24B-PC-4S-M	1 007 02 000085	
		H24B-PC-4S-MT	1 007 02 000086	
配上壳, 其他配下壳 For Hoods, Other For Housings				
保护盖 / Protection Covers				
		H24B-PC-2LP	1 007 02 000087	
		H24B-PC-2LP-N	1 007 02 000088	
		H24B-PC-2LP-NT	1 007 02 000089	
		H24B-PC-2L-M	1 007 02 000090	
		H24B-PC-2LP-MT	1 007 02 000091	
配上壳, 其他配下壳 For Hoods, Other For Housings				

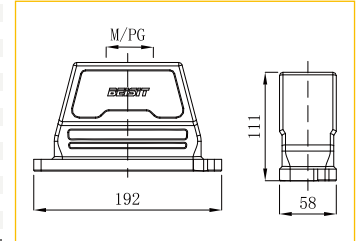
材料 Material: 金属外壳 Metal Hoods

Identification	Thread	Product Model	Order No.	Dimensions mm
----------------	--------	---------------	-----------	---------------

上壳 顶出线 / Hoods,Top Entry



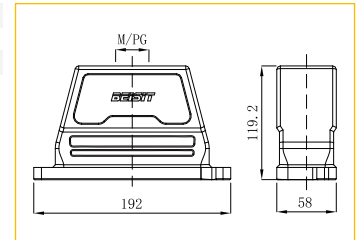
M25	HPR24B-TO-2B-M25	1 007 11 0000093
M32	HPR24B-TO-2B-M32	1 007 11 0000094
M40	HPR24B-TO-2B-M40	1 007 11 0000095
M50	HPR24B-TO-2B-M50	1 007 11 0000096
2M25	HPR24B-TO-2B-2M25	1 007 11 0000097
2M32	HPR24B-TO-2B-2M32	1 007 11 0000098
2M40	HPR24B-TO-2B-2M40	1 007 11 0000099
3M25	HPR24B-TO-2B-3M25	1 007 11 0000100
4M20	HPR24B-TO-2B-4M20	1 007 11 0000102
4M25	HPR24B-TO-2B-4M25	1 007 11 0000103
PG21	HPR24B-TO-2B-PG21	1 007 11 0000104
PG29	HPR24B-TO-2B-PG29	1 007 11 0000105
PG36	HPR24B-TO-2B-PG36	1 007 11 0000106



上壳 顶出线 / Hoods,Top Entry



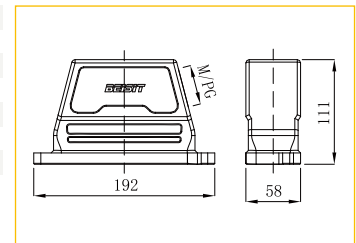
M50	HPR24B-TOH-2B-M50	1 007 11 0000108
3M32	HPR24B-TOH-2B-3M32	1 007 11 0000109
4M25	HPR24B-TOH-2B-4M25	1 007 11 0000110



上壳 侧出线 / Hoods,Side Entry



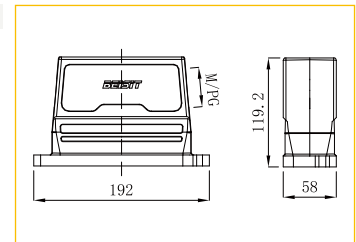
M25	HPR24B-SO-2B-M25	1 007 11 0000112
M32	HPR24B-SO-2B-M32	1 007 11 0000113
M40	HPR24B-SO-2B-M40	1 007 11 0000114
M50	HPR24B-SO-2B-M50	1 007 11 0000115
PG21	HPR24B-SO-2B-PG21	1 007 11 0000116
PG29	HPR24B-SO-2B-PG29	1 007 11 0000117
PG36	HPR24B-SO-2B-PG36	1 007 11 0000118



上壳 侧出线 / Hoods,Side Entry



2M32	HPR24B-SOH-2B	1 007 11 0000119
------	---------------	------------------



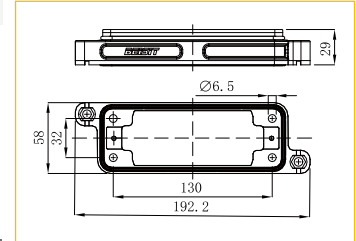
材料 Material: 金属外壳 Metal Hoods

Identification	Thread	Product Model	Order No.	Dimensions mm
----------------	--------	---------------	-----------	---------------

下壳 不封底 / Bulkhead Mounted Housings-Straight



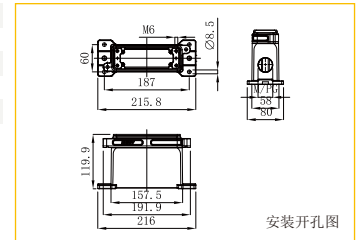
		HPR24B-OM-2B	1 007 11 0000120
--	--	--------------	------------------



下壳 封底 / Housings



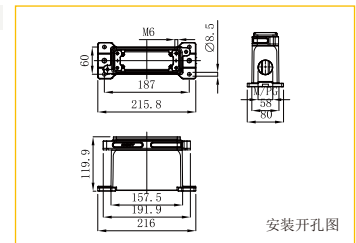
M25	HPR24B-SM-2B-M25	1 007 11 0000122
M32	HPR24B-SM-2B-M32	1 007 11 0000123
M40	HPR24B-SM-2B-M40	1 007 11 0000124
PG21	HPR24B-SM-2B-PG21	1 007 11 0000127
PG29	HPR24B-SM-2B-PG29	1 007 11 0000128
PG36	HPR24B-SM-2B-PG36	1 007 11 0000129



下壳 封底 / Housings



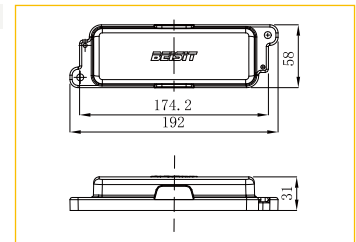
M40	HPR24B-SM-2B-M40	1 007 11 0000125
M50	HPR24B-SM-2B-M50	1 007 11 0000126



防护盖 / Protection Covers



M-U	HPR24B-MC-2B-M-U	1 007 02 0000102
M-D	HPR24B-MC-2B-M-D	1 007 02 0000103



材料 Material: 金属外壳 Metal Hoods

Identification	Thread	Product Model	Order No.	Dimensions mm
上壳 侧出线 / Hoods, Side Entry				
	M32	H32B-SO-2PR-M32	1 007 01 0000752	
	M40	H32B-SO-2PR-M40	1 007 01 0000753	
	M50	H32B-SO-2PR-M50	1 007 01 0000754	
	PG21	H32B-SO-2PR-PG21	1 007 01 0000755	
	PG29	H32B-SO-2PR-PG29	1 007 01 0000756	
	PG36	H32B-SO-2PR-PG36	1 007 01 0000757	
	PG42	H32B-SO-2PR-PG42	1 007 01 0000758	
上壳 顶出线 / Hoods, Top Entry				
	M32	H32B-TO-2PR-M32	1 007 01 0000759	
	M40	H32B-TO-2PR-M40	1 007 01 0000760	
	M50	H32B-TO-2PR-M50	1 007 01 0000761	
	PG21	H32B-TO-2PR-PG21	1 007 01 0000762	
	PG29	H32B-TO-2PR-PG29	1 007 01 0000763	
	PG36	H32B-TO-2PR-PG36	1 007 01 0000764	
	PG42	H32B-TO-2PR-PG42	1 007 01 0000765	
上壳 侧出线 / Hoods, Side Entry				
	M32	H32B-SO-4PR-M32	1 007 01 0000766	
	M40	H32B-SO-4PR-M40	1 007 01 0000767	
	M50	H32B-SO-4PR-M50	1 007 01 0000768	
	PG21	H32B-SO-4PR-PG21	1 007 01 0000769	
	PG29	H32B-SO-4PR-PG29	1 007 01 0000770	
	PG36	H32B-SO-4PR-PG36	1 007 01 0000771	
	PG42	H32B-SO-4PR-PG42	1 007 01 0000772	
上壳 顶出线 / Hoods, Top Entry				
	M32	H32B-TO-4PR-M32	1 007 01 0000773	
	M40	H32B-TO-4PR-M40	1 007 01 0000774	
	M50	H32B-TO-4PR-M50	1 007 01 0000775	
	PG21	H32B-TO-4PR-PG21	1 007 01 0000776	
	PG29	H32B-TO-4PR-PG29	1 007 01 0000777	
	PG36	H32B-TO-4PR-PG36	1 007 01 0000778	
	PG42	H32B-TO-4PR-PG42	1 007 01 0000779	
上壳 侧出线 / Hoods, Side Entry				
	M32	H32B-SO-2LS-M32	1 007 01 0000780	
	M40	H32B-SO-2LS-M40	1 007 01 0000781	
	M50	H32B-SO-2LS-M50	1 007 01 0000782	
	PG29	H32B-SO-2LS-PG29	1 007 01 0000783	
	PG36	H32B-SO-2LS-PG36	1 007 01 0000784	
	PG42	H32B-SO-2LS-PG42	1 007 01 0000785	
	上壳 顶出线 / Hoods, Top Entry			
	M32	H32B-TO-2LS-M32	1 007 01 0000786	
	M40	H32B-TO-2LS-M40	1 007 01 0000787	
	M50	H32B-TO-2LS-M50	1 007 01 0000788	
	PG29	H32B-TO-2LS-PG29	1 007 01 0000789	
	PG36	H32B-TO-2LS-PG36	1 007 01 0000790	
	PG42	H32B-TO-2LS-PG42	1 007 01 0000791	

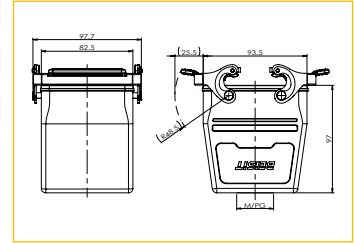
材料 Material: 金属外壳 Metal Hoods

Identification	Thread	Product Model	Order No.	Dimensions mm
----------------	--------	---------------	-----------	---------------

外壳 中继 / Housings, Cable To Cable



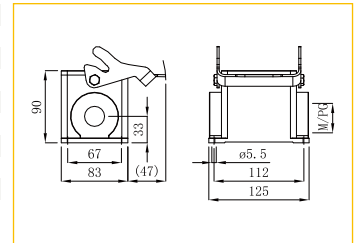
M32		H32B-CTC-2LS-M32	1 007 01 0000801
M40		H32B-CTC-2LS-M40	1 007 01 0000802
M50		H32B-CTC-2LS-M50	1 007 01 0000803
PG29		H32B-CTC-2LS-PG29	1 007 01 0000804
PG36		H32B-CTC-2LS-PG36	1 007 01 0000805
PG42		H32B-CTC-2LS-PG42	1 007 01 0000806



下壳 封底 / Housings, Surface Mounting



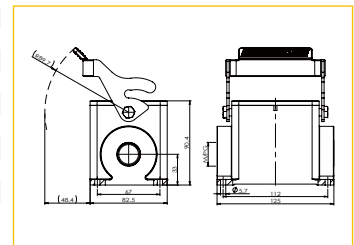
M25		H32B-SM-1L-M25	1 007 01 0000809
2M25		H32B-SM-1L-2M25	1 007 01 0000810
M32		H32B-SM-1L-M32	1 007 01 0000811
2M32		H32B-SM-1L-2M32	1 007 01 0000812
M40		H32B-SM-1L-M40	1 007 01 0000813
2M40		H32B-SM-1L-2M40	1 007 01 0000814
PG29		H32B-SM-1L-PG29	1 007 01 0000815
2PG29		H32B-SM-1L-2PG29	1 007 01 0000816
PG36		H32B-SM-1L-PG36	1 007 01 0000817
2PG36		H32B-SM-1L-2PG36	1 007 01 0000818



下壳 封底 / Housings, Surface Mounting



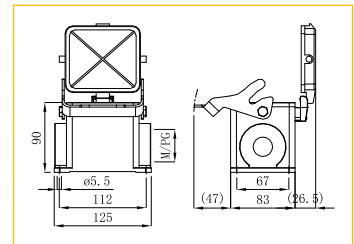
M25		H32B-SM-1LS-M25	1 007 01 0001059
2M25		H32B-SM-1LS-2M25	1 007 01 0001060
M32		H32B-SM-1LS-M32	1 007 01 0001061
2M32		H32B-SM-1LS-2M32	1 007 01 0001062
M40		H32B-SM-1LS-M40	1 007 01 0001063
2M40		H32B-SM-1LS-2M40	1 007 01 0001064
PG29		H32B-SM-1LS-PG29	1 007 01 0001065
2PG29		H32B-SM-1LS-2PG29	1 007 01 0001066
PG36		H32B-SM-1LS-PG36	1 007 01 0001067
2PG36		H32B-SM-1LS-2PG36	1 007 01 0001068



下壳 封底 / Housings, Surface Mounting



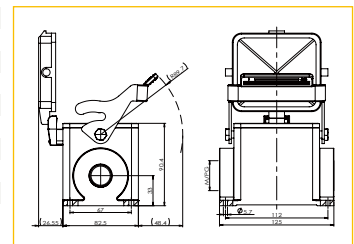
M25		H32B-SM-1L-PC-M25	1 007 01 0000819
2M25		H32B-SM-1L-PC-2M25	1 007 01 0000820
M32		H32B-SM-1L-PC-M32	1 007 01 0000821
2M32		H32B-SM-1L-PC-2M32	1 007 01 0000822
M40		H32B-SM-1L-PC-M40	1 007 01 0000823
2M40		H32B-SM-1L-PC-2M40	1 007 01 0000824
PG29		H32B-SM-1L-PC-PG29	1 007 01 0000825
2PG29		H32B-SM-1L-PC-2PG29	1 007 01 0000826
PG36		H32B-SM-1L-PC-PG36	1 007 01 0000827
2PG36		H32B-SM-1L-PC-2PG36	1 007 01 0000828



下壳 封底 / Housings, Surface Mounting



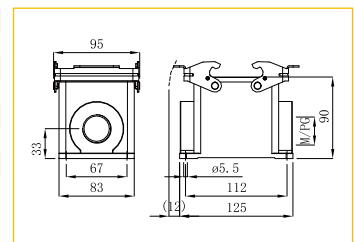
M25		H32B-SM-1LS-PC-M25	1 007 01 0001069
2M25		H32B-SM-1LS-PC-2M25	1 007 01 0001070
M32		H32B-SM-1LS-PC-M32	1 007 01 0001071
2M32		H32B-SM-1LS-PC-2M32	1 007 01 0001072
M40		H32B-SM-1LS-PC-M40	1 007 01 0001073
2M40		H32B-SM-1LS-PC-2M40	1 007 01 0001074
PG29		H32B-SM-1LS-PC-PG29	1 007 01 0001075
2PG29		H32B-SM-1LS-PC-2PG29	1 007 01 0001076
PG36		H32B-SM-1LS-PC-PG36	1 007 01 0001077
2PG36		H32B-SM-1LS-PC-2PG36	1 007 01 0001078



下壳 封底 / Housings, Surface Mounting



M32		H32B-SM-2L-M32	1 007 01 0000793
2M32		H32B-SM-2L-2M32	1 007 01 0000794
M40		H32B-SM-2L-M40	1 007 01 0000795
2M40		H32B-SM-2L-2M40	1 007 01 0000796
PG29		H32B-SM-2L-PG29	1 007 01 0000797
2PG29		H32B-SM-2L-2PG29	1 007 01 0000798
PG36		H32B-SM-2L-PG36	1 007 01 0000799
2PG36		H32B-SM-2L-2PG36	1 007 01 0000800



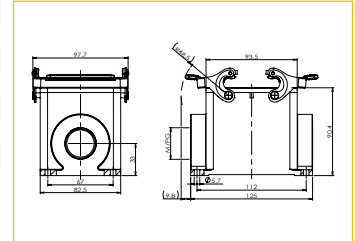
材料 Material: 金属外壳 Metal Hoods

Identification	Thread	Product Model	Order No.	Dimensions mm
----------------	--------	---------------	-----------	---------------

下壳 封底 / Housings, Surface Mounting



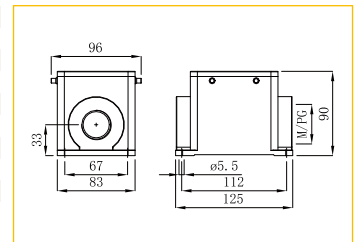
M32	H32B-SM-2LS-M32	1 007 01 0001080
2M32	H32B-SM-2LS-2M32	1 007 01 0001081
M40	H32B-SM-2LS-M40	1 007 01 0001082
2M40	H32B-SM-2LS-2M40	1 007 01 0001083
PG29	H32B-SM-2LS-PG29	1 007 01 0001084
2PG29	H32B-SM-2LS-2PG29	1 007 01 0001085
PG36	H32B-SM-2LS-PG36	1 007 01 0001086
2PG36	H32B-SM-2LS-2PG36	1 007 01 0001087



下壳 封底 / Housings, Surface Mounting



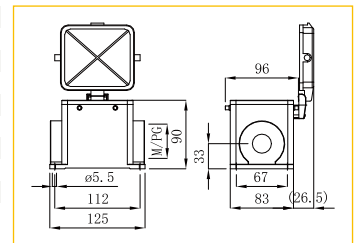
M25	H32B-SM-4PR-M25	1 007 01 0000831
2M25	H32B-SM-4PR-2M25	1 007 01 0000832
M32	H32B-SM-4PR-M32	1 007 01 0000833
2M32	H32B-SM-4PR-2M32	1 007 01 0000834
M40	H32B-SM-4PR-M40	1 007 01 0000835
2M40	H32B-SM-4PR-2M40	1 007 01 0000836
PG29	H32B-SM-4PR-PG29	1 007 01 0000837
2PG29	H32B-SM-4PR-2PG29	1 007 01 0000838
PG36	H32B-SM-4PR-PG36	1 007 01 0000839
2PG36	H32B-SM-4PR-2PG36	1 007 01 0000840



下壳 封底 / Housings, Surface Mounting



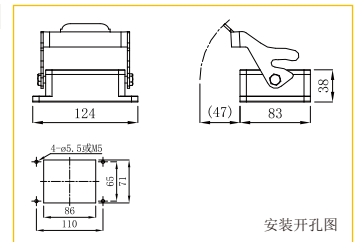
M25	H32B-SM-4PR-PC-M25	1 007 01 0000841
2M25	H32B-SM-4PR-PC-2M25	1 007 01 0000842
M32	H32B-SM-4PR-PC-M32	1 007 01 0000843
2M32	H32B-SM-4PR-PC-2M32	1 007 01 0000844
M40	H32B-SM-4PR-PC-M40	1 007 01 0000845
2M40	H32B-SM-4PR-PC-2M40	1 007 01 0000846
PG29	H32B-SM-4PR-PC-PG29	1 007 01 0000847
2PG29	H32B-SM-4PR-PC-2PG29	1 007 01 0000848
PG36	H32B-SM-4PR-PC-PG36	1 007 01 0000849
2PG36	H32B-SM-4PR-PC-2PG36	1 007 01 0000850



下壳 不封底 / Housings, Bulkhead Mounting



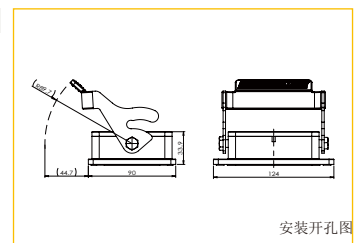
H32B-OM-1L	1 007 01 0000807
------------	------------------



下壳 不封底 / Housings, Bulkhead Mounting



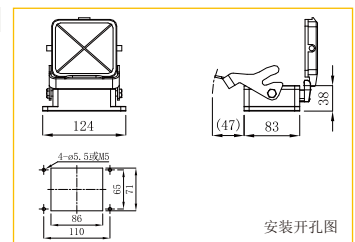
H32B-OM-1LS	1 007 01 0001057
-------------	------------------




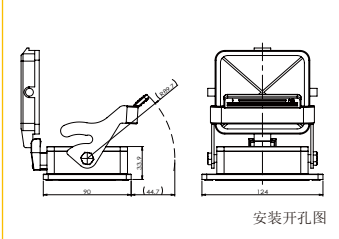

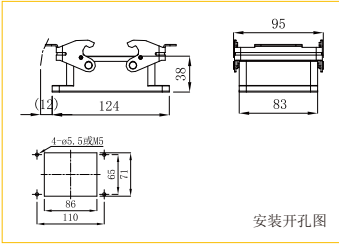

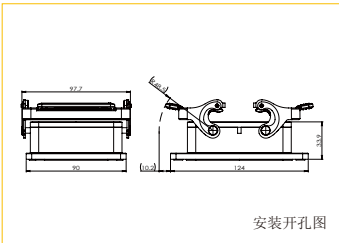

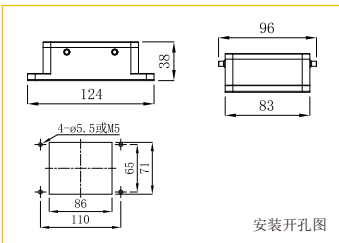

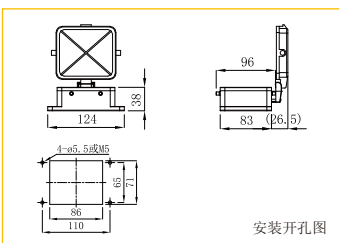
下壳 不封底 / Housings, Bulkhead Mounting



H32B-OM-1L-PC	1 007 01 0000808
---------------	------------------



材料 Material: 金属外壳 Metal Hoods

Identification	Thread	Product Model	Order No.	Dimensions mm
下壳 不封底 / Housings, Bulkhead Mounting		H32B-OM-1LS-PC	1 007 01 0001058	  <p>安装开孔图</p>
下壳 不封底 / Housings, Bulkhead Mounting		H32B-OM-2L	1 007 01 0000792	  <p>安装开孔图</p>
下壳 不封底 / Housings, Bulkhead Mounting		H32B-OM-2LS	1 007 01 0001079	  <p>安装开孔图</p>
下壳 不封底 / Housings, Bulkhead Mounting		H32B-OM-4PR	1 007 01 0000829	  <p>安装开孔图</p>
下壳 不封底 / Housings, Bulkhead Mounting		H32B-OM-4PR-PC	1 007 01 0000830	  <p>安装开孔图</p>

材料 Material: 金属外壳 Metal Hoods

Identification	Thread	Product Model	Order No.	Dimensions mm
上壳 侧出线 / Hoods, Side Entry				
	M32	H48B-SO-2PR-M32	1 007 01 0000851	
	M40	H48B-SO-2PR-M40	1 007 01 0000852	
	M50	H48B-SO-2PR-M50	1 007 01 0000853	
	PG29	H48B-SO-2PR-PG29	1 007 01 0000854	
	PG36	H48B-SO-2PR-PG36	1 007 01 0000855	
	PG42	H48B-SO-2PR-PG42	1 007 01 0000856	
上壳 顶出线 / Hoods, Op Entry				
	M32	H48B-TO-2PR-M32	1 007 01 0000857	
	M40	H48B-TO-2PR-M40	1 007 01 0000858	
	M50	H48B-TO-2PR-M50	1 007 01 0000859	
	PG29	H48B-TO-2PR-PG29	1 007 01 0000860	
	PG36	H48B-TO-2PR-PG36	1 007 01 0000861	
	PG42	H48B-TO-2PR-PG42	1 007 01 0000862	
下壳 不封底 / Housings, Bulkhead Mounting				
	H48B-OM-1L		1 007 01 0000863	
下壳 不封底 / Housings, Bulkhead Mounting				
	H48B-OM-1L-PC		1 007 01 0000864	
下壳 封底 / Housings, Surface Mounting				
	M25	H48B-SM-1L-M25	1 007 01 0000865	
	2M25	H48B-SM-1L-2M25	1 007 01 0000866	
	M32	H48B-SM-1L-M32	1 007 01 0000867	
	2M32	H48B-SM-1L-2M32	1 007 01 0000868	
	M40	H48B-SM-1L-M40	1 007 01 0000869	
	2M40	H48B-SM-1L-2M40	1 007 01 0000870	
	PG29	H48B-SM-1L-PG29	1 007 01 0000871	
	2PG29	H48B-SM-1L-2PG29	1 007 01 0000872	
	PG36	H48B-SM-1L-PG36	1 007 01 0000873	
	2PG36	H48B-SM-1L-2PG36	1 007 01 0000874	
下壳 封底 / Housings, Surface Mounting				
	M25	H48B-SM-1L-PC-M25	1 007 01 0000875	
	2M25	H48B-SM-1L-PC-2M25	1 007 01 0000876	
	M32	H48B-SM-1L-PC-M32	1 007 01 0000877	
	2M32	H48B-SM-1L-PC-2M32	1 007 01 0000878	
	M40	H48B-SM-1L-PC-M40	1 007 01 0000879	
	2M40	H48B-SM-1L-PC-2M40	1 007 01 0000880	
	PG29	H48B-SM-1L-PC-PG29	1 007 01 0000881	
	2PG29	H48B-SM-1L-PC-2PG29	1 007 01 0000882	
	PG36	H48B-SM-1L-PC-PG36	1 007 01 0000883	
	2PG36	H48B-SM-1L-PC-2PG36	1 007 01 0000884	

材料 Material: 塑料外壳 Plastic Hoods

Identification	Thread	Product Model	Order No.	Dimensions mm
上壳 侧出线 / Hoods, Side Entry				
	M25	HCP-SO-2P-M25	1 007 10 000002	
上壳 顶出线 / Hoods, Top Entry				
	M25	HCP-TO-2P-M25	1 007 10 000004	
	PG16	HCP-TO-2P-PG16	1 007 10 000003	
	PG21	HCP-TO-2P-PG21	1 007 10 000005	
下壳 不封底 / Housings, Bulkhead Mounting				
		HCP-OM-1L	1 007 10 000009	 安装开孔图
电缆接头 用于上壳 / Cable Gland, For Housings				
	M25	HCP-FKT-0D17	1 007 08 000011	
	M25	HCP-PM-M2515-0D17.5	1 007 08 000010	



退针器

适用于16A接触件

型号: TZ-16A-1

订货号: 1 003 01 0000004

Removal Tool

Applicable To 16A Contact

Designation:TZ-16A-1

Order No.1 003 01 0000004



冷压钳

适用于接触件压接

型号: BST-SLY01

订货号: 1 003 03 0000001

Crimping Tool

Suitable For Contact Crimping

Designation:BST-SLY01

Order No.1 003 03 0000001



退针器

适用于10A接触件

型号: TZ-10A-1

订货号: 1 003 01 0000003

Removal Tool

Applicable to 10A Contact

Designation:TZ-10A-1

Order No.1 003 01 0000003



气动压接钳

适用于接触件压接

型号: BST-QLY01

订货号: 1 003 03 0000002

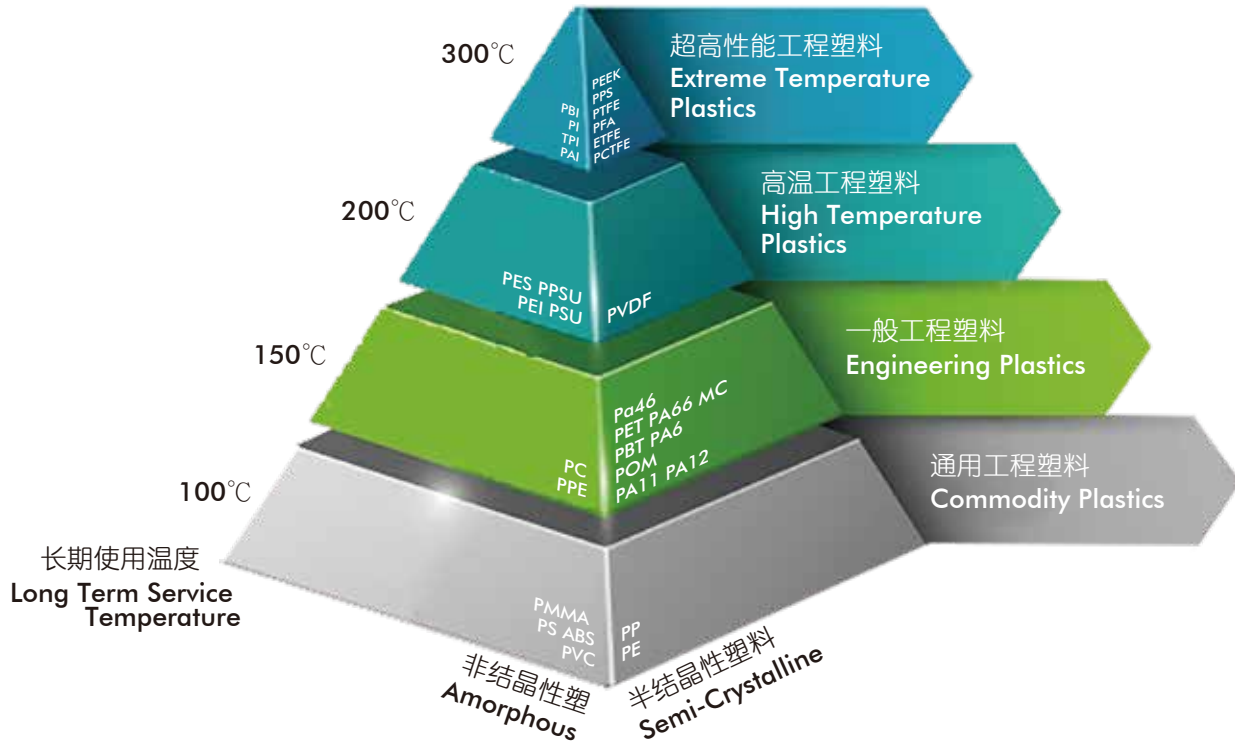
Pneumatic Crimping Tool

Suitable For Contact Crimping

Designation:BST-QLY01

Order No.1 003 03 0000002

材料名称 Material Brand No.	材料特性 Material Characteristics	应用 Application
纯铜 Pure Copper	<p>含铜量最高的铜，呈紫红色又称紫铜。</p> <p>Pure copper is the copper with the highest copper content, and it is purple-red, also known as red copper.</p>	<p>纯铜的电导率和热导率仅次于纯银，具有很好的导电和导热性能，常用于制造电线、电缆、电刷和制造须防磁性干扰的磁学仪器、仪表等。</p> <p>The electrical conductivity and thermal conductivity of pure copper is second only to pure silver, and it has good electrical and thermal conductivity. It is often used in the manufacture of wires, cables, brushes, and the manufacture of magnetic instruments and meters that must be protected from magnetic interference.</p>
黄铜 Brass	<p>由铜和锌为主要元素所组成的合金材料，呈金黄色。</p> <p>由铜、锌两种元素组成的铜合金称为普通黄铜，主要用于制造阀门、水管和散热器等。</p> <p>Brass is an alloy material composed of copper and zinc as the main elements, and it is golden yellow color. The copper alloy composed of copper and zinc is called common brass, which is mainly used to make valves, water pipes, and radiators.</p>	<p>由两种（如：铜、锌、铅、锡、锰、镍、铁、硅等）以上元素组成的铜合金称为特殊黄铜，它强度高、硬度大、耐化学腐蚀，易切削、耐磨，机械性能突出，主要用于铸造、机加黄铜零件等。</p> <p>The copper alloy composed of two elements (such as copper, zinc, lead, tin, manganese, nickel, iron, silicon, etc.) is called special brass. It has high strength, high hardness, chemical corrosion resistance, easy cutting, and resistance. Grinding, outstanding mechanical properties, mainly used for casting, machined brass parts, etc.</p>
白铜 Cupronickel	<p>由铜和镍为主要元素所组成的合金材料，呈银白色。</p> <p>由铜、镍两种元素组成的铜合金称为普通白铜。</p> <p>由两种（如：铜、镍、锰、铁、锌、铝等）以上元素组成的铜合金称为特殊复杂白铜。</p> <p>Cupronickel is an alloy material composed of copper and nickel as the main elements, and it is silver-white color. The copper alloy composed of copper and nickel is called common cupronickel. Copper alloys composed of two elements (such as copper, nickel, manganese, iron, zinc, aluminum, etc.) are called special complex cupronickel.</p>	<p>工业用白铜分为结构白铜和电工白铜两大类：结构白铜机械性能好、耐腐蚀性、色泽美观，主要用于制造精密机械、配件、化工机械和船舶构件等；电工白铜具有良好的热电性能（如：锰铜、康铜、考铜），主要用于制造精密电学仪器、变阻器、精密电阻、应变片、热电偶等。</p> <p>Industrial cupronickel is divided into two categories: structural cupronickel and electrical cupronickel: structural cupronickel has good mechanical properties, corrosion resistance, and beautiful color. It is mainly used to manufacture precision machinery, accessories, chemical machinery, and ship components; electrical cupronickel has good thermoelectric properties (Such as manganese bronze, constantan, copper), mainly used to manufacture precision electrical instruments, varistors, precision resistors, strain gauges, thermocouples, etc.</p>
青铜 Bronze	<p>由铜和锡或铅为主要元素所组成的合金材料，是除黄铜、白铜以外的第三类铜合金。</p> <p>青铜具有低熔点、硬度高、可塑性强、耐磨、耐腐蚀、色泽光亮等特点，主要用于铸造各种器具、机械零件等。</p> <p>Bronze is an alloy material composed of copper and tin or leads as the main elements. It is the third type of copper alloy except for brass and cupronickel. Bronze has the characteristics of low melting point, high hardness, strong plasticity, wear resistance, corrosion resistance, and bright color. It is mainly used for casting various appliances and mechanical parts.</p>	<p>添加其它主要元素的青铜合金可用于特定的行业，如：适用于机械行业的锡青铜、铅青铜、铝青铜；适用于电子行业的磷青铜、铍青铜。</p> <p>Bronze alloys with other main elements added can be used in specific industries, such as tin bronze, lead bronze, and aluminum bronze for the machinery industry; phosphor bronze and beryllium bronze for the electronics industry.</p>
奥氏体不锈钢 Austenitic stainless steel	<p>奥氏体不锈钢是指在常温下具有奥氏体组织的不锈钢。</p> <p>奥氏体不锈钢无磁性而且具有高韧性和塑性，但强度较低不能通过相变使之强化，仅能通过冷加工进行强化。</p> <p>Austenitic stainless steel refers to stainless steel that has an austenitic structure at room temperature. Austenitic stainless steel is non-magnetic and has high toughness and plasticity, but its strength is low and cannot be strengthened by phase transformation. It can only be strengthened by cold working.</p>	<p>奥氏体不锈钢极好的抗腐蚀能力和良好的易切削性，其全面的和良好的综合性能在各行各业中被广泛应用。</p> <p>Austenitic stainless steel has excellent corrosion resistance and good machinability, and its comprehensive and good comprehensive properties are widely used in all walks of life.</p>
马氏体不锈钢 Martensitic stainless steel	<p>马氏体不锈钢是指在常温下具有马氏体组织的不锈钢。</p> <p>马氏体不锈钢具有弱磁性，马氏体不锈钢是一种可以通过热处理（淬火、回火）对其性能进行调整的不锈钢。</p> <p>Martensitic stainless steel refers to stainless steel that has an martensitic structure at room temperature. Martensitic stainless steel is weak and non-magnetic. Martensitic stainless steel is a kind of stainless steel whose properties can be adjusted by heat treatment (quenching and tempering).</p>	<p>马氏体不锈钢良好的抗腐蚀能力，主要用于有防腐蚀及需要零件热处理要求的场合。</p> <p>Martensitic stainless steel has good corrosion resistance and is mainly used in applications where corrosion protection and heat treatment of parts are required.</p>



材料名称 Material brand no.	材料特性 Material Characteristics
结晶性塑料 Crystalline Plastics	<p>有明显熔点(Tm), 固体时分子呈规则排列, 强度较强, 拉力也较强。熔解时比容变化大, 固化后较易收缩, 内应力不易释放出来, 成品不透明, 成形中散热慢, 冷模生产之日后收缩较大, 热模生产之日后收缩较小。</p> <p>Crystalline plastic have a clear melting point (Tm), and when they are in a solid state, the molecules are arranged regularly, with strong strength and strong tensile force. The specific volume changes greatly during melting, it is easier to shrink after solidification, the internal stress is not easy to release, the finished product is opaque, the heat dissipation is slow during forming, the shrinkage is larger after the production of cold molds, and the shrinkage is smaller after the production of hot molds.</p>
非结晶性塑料 Noncrystalline Plastics	<p>无明显熔点, 固体时分子呈不规则排列, 熔解时比容变化不大, 固化后不易收缩, 成品透明性佳, 料温越高色泽越黄, 成形中散热快。</p> <p>Noncrystalline plastic has no obvious melting point. When the state is solid, the molecules are arranged irregularly. The specific volume changes little when melted. It is not easy to shrink after solidification. The finished product has good transparency. The higher the material temperature, the yellower the color and the faster the heat dissipation during forming.</p>

结晶性塑料与非结晶性塑料性能差异 Performance Difference Between

物性 Physical Properties		结晶性 Crystallinity	非结晶性 Non-Crystallinity
比重	Specific Gravity	较高 Higher	较低 Lower
拉伸强度	Tensile Strength	较高 Higher	较低 Lower
拉伸模数	Tensile Modulus	较高 Higher	较低 Lower
延展性或伸长率	Tensile Elongation	较低 Lower	较高 Higher
耐冲击性	Impact Resistance	较低 Lower	较高 Higher
最高使用温度	The Maximun Temperature	较高 Higher	较低 Lower
收缩率及翘曲	Shrinkage and Tlexural	较高 Higher	较低 Lower
流动性	Mobility	较高 Higher	较低 Lower
耐化学性	Chemical Resistance	较高 Higher	较低 Lower
耐磨耗性	Wear Resistance	较高 Higher	较低 Lower
抗蠕变性	Creep	较高 Higher	较低 Lower
硬度	Hardness	较高 Higher	较低 Lower
透明度	Transparency	较低 Lower	较高 Higher
添加玻纤增强效果	Glass-fiber Reinforced	较高 Higher	较低 Lower
尺寸安定性	Dimensional Stability	较差 Worse	较佳 Better
着色性	Colorability	较难 Harder	较易 Easier
耐热性	Heat Resistance	较高 Higher	较低 Lower

第一位数码(防止固体异物进入) First Digit(Prevent Solid Foreign Matter From Entering)			第二位数码(防止进水造成有害影响) Second Digit(To Preveng Water)		
IP	要求 Require	示例 Example	IP	要求 Require	示例 Example
0	无防护 No protection against water		0	无防护 No protection against water	无防护 No protection against water
1	直径50mm 以上的球形物体不得完全进入, 手掌手背不得触及危险部件。 Protection against contact with any large area by hand and against large solid foreign bodies with $\varnothing > 50\text{mm}$.		1	防止垂直下滴水, 允许少量水进入。 Protection against vertical water drips.	
2	直径12.5mm 以上的球形物体不得完全进入, 手指不得触及危险部件。 Protection against contact with the fingers Protection against solid Foreign bodies with $\varnothing > 12.5\text{mm}$.		2	防止当外壳在15° 范围内倾斜时垂直下滴水, 允许少量水进入。 Protection against water Drips (up to a 15° angle).	
3	直径2.5mm 以上的工具和球形物体不得进入, 如螺丝刀。 Protection against tools wires or similar objects with $\varnothing > 2.5\text{mm}$, protection against small foreign solid bodies with $\varnothing 2.5\text{mm}$.		3	防止与垂直面成60° 范围内的淋水, 允许少量水进入。 Protection against diagonal water drips(up to a 60° angle).	
4	直径1mm 以上的工具和球形物体不得进入, 如金属丝。 Protection against grain-shaped foreign bodies.		4	防止任何方向内的溅水, 允许少量水进入。 Protection against Splashed water from all directions.	
5	允许有限的灰尘掉入(没有有害沉淀)。 Full protection against contact. Protection Against interior injurious dust deposits.		5	防止喷水, 允许少量水进入。 Protection against water (out of a nozzle)From all directions.	
6	完全防止灰尘进入。 Total protectiuvon against contact. Protection against penetration of dust.		6	防止强烈喷水, 允许少量水进入。 Protection against strong water (out of a nozzle) from all directions.	
			7	防止在15mm-1m深的短时浸水。 Protected against temporary immersion.	
			8	防止在15mm-1m深的长时浸水。 Protected against water pressure.	

污染等级分类 Pollution Degree

微观环境决定污染对绝缘的影响。然而在考虑微观环境时必须注意到宏观环境，有效地使用封闭式外壳等措施可减少绝缘的污染，但这些减少污染的措施对设备凝露或正常运行中其本身产生的污染可能无效。

The micro-environment determines the effect of pollution on the insulation. The macro-environment, however, has to be taken into account when considering the micro-environment. Means may be provided to reduce pollution at the insulation under consideration by effective use of enclosures, encapsulation or hermetic sealing. Such means to reduce pollution may not be effective when the equipment is subject to condensation or if, in normal operation, it generates pollutants itself.

在潮湿的情况下污染物（水、油烟、金属尘埃、碳尘埃）将会变为导电性污染。

Pollution will become conductive in the presence of humidity. Pollution caused by contaminated water, soot, metal or carbon dust is inherently conductive.

在特定的情况下电离气体或金属沉积物同样会引起导电性污染。

Conductive pollution by ionized gasses and metallic deposits occurs only on specific instances.

污染等级 I Pollution degree 1	无污染或仅有干燥的、非导电性的污染。该污染没有任何影响。 如计算机和测量仪器室等干净、干燥的房间。 No pollution or only dry, non-conductive pollution occurs, this pollution has no influence. For example, clean, dry rooms, such as computer and measuring instrument rooms.
污染等级 II Pollution degree 2	一般仅有非导电性污染，然而必须预期到凝露会偶然发生短暂的导电性污染。 如住宅、销售和其他商业场所，精密工程车间、实验室、测试室、医疗用途的房间。 Generally, only non-conductive pollution occurs except that occasionally a temporary conductivity caused by condensation is to be expected. Such as in residential, sales and other business premises, precision engineering workshops, laboratories, testing bays and rooms for medical purposes.
污染等级 III Pollution degree 3	有导电性污染或由预期的凝露使干燥的非导电性污染变为导电性污染。 如用于工业、商业和农业处所、未加热的储藏室、车间或锅炉房，安装在机床设备上的电气设施。 Conductive pollution occurs or dry non-conductive pollution occurs which becomes conductive due to condensation which is to be expected. Such as electrical facilities used in industrial, commercial and agricultural places, unheated storage rooms, workshops or boiler rooms, installed on machine tool equipment.
污染等级 IV Pollution degree 4	造成持久的导电性污染，例如由于导电尘埃或雨或其它潮湿条件所引起的污染。 如在室外或外部区域，安装在机车或有轨电车车顶上的设备。 Continuous conductivity occurs due to conductive dust, rain or other wet conditions. Such as in outdoor or exterior areas such as equipment mounted on the roofs of locomotives or tramcars.

不同过电压控制方式的电源系统的标称电压 Nominal Voltage of Power System With Different Overvoltage Control Methods

表1. 内在控制或相当的保护控制 Internal Control or Equivalent Protective Control

从交流或直流标称电压 导出线对中性点电压 ¹⁾ (小于或等于) 单位:V Voltage line to-neutral derived from nominal voltages A.C. or D.C. (up to and including) Unit: V	世界上目前使用的标称电压 Nominal voltage presently used in the world				设备额定冲击电压 ¹⁾ / V Rated impulse voltage for equipment			
	三相四线系统 中性点接地 单位:V Three-phase 4-wire systems with earthed neutral Unit: V	三相三线系统 不接地 单位:V Three-phase 3-wire systems earthed or unearthed Unit: V	单相二线系统 交流或直流 单位:V Single-phase 2-wire systems A.C. or D.C. Unit: V	单相三线系统 交流或直流 单位:V Single-phase 3-wire systems A.C. or D.C. Unit: V	过电压类别 单位:V Overvoltage category Unit: V			
					I	II	III	IV
50			12.5, 24, 25, 30, 42, 48	30~60	330	500	800	1500
100	66/115	66	60		500	800	1500	2500
150	120/208*, 127/220	115, 120, 127	100**, 110, 120	100~200**, 110~220, 120~240	800	1500	2500	4000
300	220/380, 230/400, 240/415, 260/440, 277/480	200**, 220, 230, 240, 260, 277, 347, 380, 400, 415, 440, 480	220	220~440	1500	2500	4000	6000
600	347/600, 380/660, 400/690, 417/720, 480/830	500, 577, 600	480	480~960	2500	4000	6000	8000
1000		660, 690, 720, 830, 1000	1000		4000	6000	8000	12000

· 美国和加拿大实施 **日本实施 Practice in the U.S.A and in Canada **Practice in Japan

过电压类别 I 的设备是连接至具有限制瞬时过电压至相当低水平措施的电路设备，这些措施应确保能够充分限制所产生的暂时过电压。

如：保护电子线路达到此水平的设备。

Equipment of overvoltage category I is connected to circuit equipment with measures to limit instantaneous overvoltage to a relatively low level, these measures should be sufficiently restricted to ensure that the generated temporary overvoltage.

Such as: a equipment that protects electronic circuits up to this level.

过电压类别 II 的设备是固定式配电装置供电的耗能设备。

如：器具、可移动工具及其它家用和类似用途负载。

Equipment of overvoltage category II is energy-consuming equipment supplied by fixed power distribution devices.

Such as: appliances, movable tools and other household and similar loads.

过电压类别 III 的设备是固定式配电装置中的设备，以及设备的可靠性和适用性必需符合特殊要求。

如：安装在固定式配电装置中的开关电器和永久连接至固定式配电装置的工业用设备。

Equipment of overvoltage category III is equipment in fixed power distribution devices, and the reliability and applicability of the equipment must meet special requirements.

Such as: switching appliances installed in fixed power distribution devices and industrial equipment permanently connected to fixed power distribution devices.

过电压类别 IV 的设备是使用在配电装置电源端的设备。

如：测量仪和前级过流保护设备。

Equipment of overvoltage category IV is the equipment used at the power supply side of the power distribution device.

Such as: measuring instrument and front-level overcurrent protection equipment.

冷压连接时压接部分抗张强度 Tensile Strength of Crimping Part During Cold Press Connection

导线导体规格 Conductor Cross-Section		抗张强度 Tensile Strength N
mm ²	AWG	
0.05	30	6
0.08	28	11
0.12	26	15
0.14	/	18
0.22	24	28
0.25	/	32
0.32	22	40
0.5	20	60
0.75	/	85
0.82	18	90
1.0	/	108
1.3	16	135
1.5	/	150
2.1	14	200
2.5	/	230
3.3	12	275
4.0	/	310
5.3	10	355
6.0	/	360
8.4	8	370
10.0	/	380

倍仕得电气科技(杭州)股份有限公司
BEISIT ELECTRIC TECH (HANGZHOU) CO.,LTD.

浙江省杭州市临平经济开发区唐梅路1号 邮编: 311100

Add.: 1, Tangmei Rd., Linping Economic Development Area, Hangzhou, Zhejiang 311100, China

Tel: 0086-571-8936 2888 E-mail: info@beisit.com

Http: // www.beisit.com

倍仕得电气科技(深圳)有限公司
BEISIT ELECTRIC TECH (SHENZHEN) CO.,LTD.

深圳龙华区壹成环智中心C座2803单元 邮编: 518110

Add.: Unit 2803, Building C, Yicheng Huanzhi Center, Longhua District, Shenzhen 518110 China

Tel: 0086-755-23730413 E-mail: info@beisit.com

Http: // www.beisit.com



微信公众号



官网



抖音

⚠ We reserve the right to make technical changes or modify the contents of this document without prior notice. All the agreed particulars shall prevail. All rights reserved.